

Introductory sub-table (I)(a)			
Name of the Company:		SAGAR CEMENTS LIMITED	
Scrip Code, Name of the scrip, class of security:		NSE: SAGCEM - BSE: 502090 - EQUITY SHARES	
Quarter ended:		31st March 2015	
Partly paid-up shares:-	No. of partly paid-up shares	As a % of total no. of partly paid-up shares	As a % of total no. of shares of the company
Held by promoter/promoter group	Nil	Nil	Nil
Held by public	Nil	Nil	Nil
Total	Nil	Nil	Nil
Outstanding convertible securities:-	No. of outstanding securities	As a % of total no. of outstanding convertible securities	As a % of total no. of shares of the company, assuming full conversion of the convertible securities
Held by promoter/promoter group	Nil	Nil	Nil
Held by public	Nil	Nil	Nil
Total	Nil	Nil	Nil
Warrants:-	No. of warrants	As a % of total no. of warrants	As a % of total no. of shares of the company, assuming full conversion of warrants
Held by promoter/promoter group	Nil	Nil	Nil
Held by public	Nil	Nil	Nil
Total	Nil	Nil	Nil
Total paid-up capital of the company, assuming full conversion of warrants and convertible securities	Rs.173880140/- divided into 1,73,88,014 Equity Shares of Rs.10/- each		




Statement Showing Shareholding Pattern

Table (I)(a)


Category code	Category of Shareholder	Number of Shareholders	Total number of shares	Number of shares held in dematerialized form	Total shareholding as a percentage of total number of shares		Shares Pledged or otherwise encumbered	
					As a percentage of (A+B) ¹	As a percentage of (A+B+C)	Number of shares	As a percentage
(I)	(II)	(III)	(IV)	(V)	(VI)	(VII)	(VIII)	(IX) =
(A)	Shareholding of Promoter and Promoter Group ²							
1	Indian							
(a)	Individuals/ Hindu Undivided Family	9	8694873	8694873	50.00	50.00	Nil	Nil
(b)	Central Government/ State Government(s)							
(c)	Bodies Corporate	3	1204785	1204785	6.93	6.93	Nil	Nil
(d)	Financial Institutions/ Banks							
(e)	Any Others(Specify)							
2	Sub Total(A)(1)	12	9899658	9899658	56.93	56.93	Nil	Nil
	Foreign							
a	Individuals (Non-Residents Individuals/ Foreign Individuals)							
b	Bodies Corporate							
c	Institutions							
d	Qualified Foreign Investor							
e	Any Others(Specify)							
	Sub Total(A)(2)	0	0	0	0.00	0.00	Nil	Nil
	Total Shareholding of Promoter and Promoter Group (A)= (A)(1)+(A)(2)	12	9899658	9899658	56.93	56.93		




Category code	Category of Shareholder	Number of Shareholders	Total number of shares	Number of shares held in dematerialized form	Total shareholding as a percentage of total number of shares		Shares Pledged or otherwise encumbered	
					As a percentage of (A+B) ¹	As a percentage of (A+B+C)	Number of shares	As a percentage
(B)	Public shareholding							
1	Institutions							
(a)	Mutual Funds/ UTI	7	1253885	1252285	7.21	7.21	N.A.	N.A.
(b)	Financial Institutions / Banks	5	4050	100	0.02	0.02	N.A.	N.A.
(c)	Central Government/ State Government(s)							
(d)	Venture Capital Funds							
(e)	Insurance Companies							
(f)	Foreign Institutional Investors	1	375000	375000	2.16	2.16	N.A.	N.A.
(g)	Foreign Venture Capital Investors							
(h)	Qualified Foreign Investor							
(i)	Any Other - Trust	1	300	300				
	Sub-Total (B)(1)	14	1633235	1627685	9.39	9.39	N.A.	N.A.
B 2	Non-institutions							
(a)	Bodies Corporate	154	4392821	4386745	25.20	25.20	N.A.	N.A.
(b)	Individuals							
I	Individuals - i. Individual shareholders holding nominal share capital up to Rs 1 lakh	7163	1222965	716055	7.17	7.17	N.A.	N.A.
II	ii. Individual shareholders holding nominal share capital in excess of Rs. 1 lakh.	8	170943	170943	0.97	0.97	N.A.	N.A.
(c)	NRIs	34	41253	37481	0.20	0.20		



Category code	Category of Shareholder	Number of Shareholders	Total number of shares	Number of shares held in dematerialized form	Total shareholding as a percentage of total number of shares	Shares Pledged or otherwise encumbered		
					As a percentage of (A+B) ¹	As a percentage of (A+B+C)	Number of shares	As a percentage
(c-i)	Foreign Corporate Body						N.A.	N.A.
(c-ii)	Hindu Undivided Families	64	26202	26202	0.14	0.14	N.A.	N.A.
(c-iii)	Clearing Members	16	937	937	0.00	0.00	N.A.	N.A.
	Sub-Total (B)(2)	7439	5855121	5338363	33.68	33.68	N.A.	N.A.
(B)	Total Public Shareholding (B) = (B)(1)+(B)(2)	7453	7488356	6966048	43.07	43.07	N.A.	N.A.
	TOTAL (A)+(B)	7465	17388014	16865706	100.00	100.00	N.A.	N.A.
(C)	Shares held by Custodians and against which Depository Receipts have been issued	Nil	Nil	Nil	Nil	Nil	Nil	Nil
1	Promoter and Promoter Group						N.A.	N.A.
2	Public	0	0	0	0	0	N.A.	N.A.
	Sub-Total (C)	0	0	0	0	0	N.A.	N.A.
	GRAND TOTAL (A)+(B)+(C)	7465	17388014	16865706	100.00	100.00	N.A.	N.A.



Sr.No	Notes
1	
2	
3	
4	
5	
6	
7	
8	
9	




(1)(b) Statement showing holding of securities (including shares, warrants, convertible securities) of persons belonging to the category "Promoter and Promoter Group"

Sl. No.	Name of the shareholder	Details of Shares held		Encumbered shares (*)			Details of warrants		Details of convertible securities		Total shares (including underlying shares assuming full conversion of warrants and convertible securities) as a % of diluted share capital
		Number of shares held	As a % of grand total (A)+(B)+(C)	No.	As a percentage	As a % of grand total (A)+(B)+(C) of sub-clause (I)(a)	Number of Warrants held	As a % total number of warrants of the same class	Number of convertible securities held	As a % total number of convertible securities of the same class	
(i)	(iii)	(iii)	(iv)	(v)	(vi)=(v)/(iii)*100	(vii)	(viii)	(ix)	(x)	(xi)	(xii)
1	SAMMIDI VEERA REDDY	1643795	9.45	Nil	Nil	Nil	Nil	Nil	Nil	Nil	9.45
2	SAMMIDI ARUNA	1369545	7.88	Nil	Nil	Nil	Nil	Nil	Nil	Nil	7.88
3	SAMMIDI RACHANA	1164280	6.70	Nil	Nil	Nil	Nil	Nil	Nil	Nil	6.70
4	SAMMIDI ANAND REDDY	1149527	6.61	Nil	Nil	Nil	Nil	Nil	Nil	Nil	6.61
5	SAMMIDI SREEKANTH REDDY	1085757	6.24	Nil	Nil	Nil	Nil	Nil	Nil	Nil	6.24
6	SAMMIDI VANAJATHA	990769	5.70	Nil	Nil	Nil	Nil	Nil	Nil	Nil	5.70
7	WUDARU MALATHI	755400	4.34	Nil	Nil	Nil	Nil	Nil	Nil	Nil	4.34
8	NADIKATTU MADHAVI	533800	3.07	Nil	Nil	Nil	Nil	Nil	Nil	Nil	3.07
9	PINGALI VENKATA NARASIMHA REDDY	2000	0.01	Nil	Nil	Nil	Nil	Nil	Nil	Nil	0.01
10	SAGARPRIYA HOUSING & INDUSTRIAL ENTERPRISES LIMITED	860000	4.95	Nil	Nil	Nil	Nil	Nil	Nil	Nil	4.95
11	ANDHRA PRADESH INDUSTRIAL DEVELOPMENT CORPORATION LIMITED	313285	1.80	Nil	Nil	Nil	Nil	Nil	Nil	Nil	1.80
12	PANCHAVATI POLYFIBRES LIMITED	31500	0.18	Nil	Nil	Nil	Nil	Nil	Nil	Nil	0.18
	TOTAL	9899658	56.93	Nil	Nil	Nil	Nil	Nil	Nil	Nil	56.93

(*) The term "encumbrance" has the same meaning as assigned to it in regulation 28(3) of the SAST Regulations, 2011



(1)(c)(i)	Statement showing holding of securities (including shares, warrants, convertible securities) of persons belonging to the category "Public" and holding more than 1% of the total number of shares							
Sr. No.	Name of the shareholder	Number of shares held	Shares as a percentage of total number of shares {i.e., Grand Total (A)+(B)+(C) indicated in Statement at para (1)(a) above}	Details of warrants		Details of convertible securities		Total shares (including underlying shares assuming full conversion of warrants and convertible securities) as a % of diluted share capital
				Number of warrants held	As a % total number of warrants of the same class	Number of convertible securities held	% w.r.t total number of convertible securities of the same class	
1	AVH RESOURCES INDIA PRIVATE LIMITED	3225211	19	Nil	Nil	Nil	Nil	19
2	TWINVEST FINANCIAL SERVICES LIMITED	813327	5	Nil	Nil	Nil	Nil	5
3	SBI EMERGING BUSINESSES FUND	765862	4	Nil	Nil	Nil	Nil	4
4	SBI MAGNUM COMMA FUND	486323	3	Nil	Nil	Nil	Nil	3
5	KOTAK MAHINDRA (INTERNATIONAL) LIMITED	375000	2					2
TOTAL		5665723	33	Nil	Nil	Nil	Nil	33



(1)(c)(ii)	Statement showing holding of securities (including shares, warrants, convertible securities) of persons belonging to the category "Public" and holding more than 5% of the total number of shares							
Sr. No.	Name of the shareholder	Number of shares held	Shares as a percentage of total number of shares {i.e., Grand Total (A)+(B)+(C) indicated in Statement at para (1)(a) above}	Details of warrants		Details of convertible securities		Total shares (including underlying shares assuming full conversion of warrants and convertible securities) as a % of diluted share capital
1	AVH RESOURCES INDIA PRIVATE LIMITED	3225211	18.55	Number of warrants held	As a % total number of warrants of the same class	Number of convertible securities held	% w.r.t total number of convertible securities of the same class	18.55
	TOTAL	3225211	18.55	Nil	Nil	Nil	Nil	18.55



(1)(d)

Statement showing details of locked-in shares

Sr. No.	Name of the shareholder	Number of locked-in shares	Locked-in shares as a percentage of total number of shares {i.e., Grand Total (A)+(B)+(C) indicated in Statement at para (1)(a) above}
NIL			



Statement showing details of Depository Receipts (DRs)			
(I)(a)			
Sr. No.	Type of outstanding DR (ADRs, GDRs, SDRs, etc.)	Number of outstanding DRs	Number of shares underlying outstanding DRs
			Shares underlying outstanding DRs as a percentage of total number of shares {i.e., Grand Total (A)+(B)+(C) indicated in Statement at para (I)(a) above}
Nil			

(II)(b)	Statement showing holding of Depository Receipts (DRs), where underlying shares held by "promoter/promoter group" are in excess of 1% of the total number of shares		
Sr. No.	Name of the DR Holder	Type of outstanding DR (ADRs, GDRs, SDRs, etc.)	Number of shares underlying outstanding DRs
			Shares underlying outstanding DRs as a percentage of total number of shares {i.e., Grand Total (A)+(B)+(C) indicated in Statement at para (I)(a) above}
Nil			

