

SAGAR CEMENTS LIMITED

SCL: SEC: BSE: 2013-2014

10th April, 2014

The Secretary
Bombay Stock Exchange Limited
Dalal Street
Phiroze Jeejeebhoy Towers
Mumbai – 400 001.

Scrip Code : 502090

Dear Sir,


ShareHolding Pattern

..

In Compliance with Clause 35 of the listing agreement, we file herewith the shareholding pattern for the quarter ended 31st March, 2014.

Thanking you,


Yours faithfully
For Sagar Cements Limited


R. Soundararajan
Company Secretary

Encl.: as above

Introductory sub-table (I)(a)


Name of the Company:		SAGAR CEMENTS LIMITED		
Scrip Code, Name of the scrip, class of security:		NSE: SAGCEM - BSE: 502090 - EQUITY SHARES		
Quarter ended:		31st March 2014		
Partly paid-up shares:-	No. of partly paid-up shares	As a % of total no. of partly paid-up shares	As a % of total no. of shares of the company	
Held by promoter/promoter group	Nil	Nil	Nil	
Held by public	Nil	Nil	Nil	
Total	Nil	Nil	Nil	
Outstanding convertible securities:-	No. of outstanding securities	As a % of total no. of outstanding convertible securities	As a % of total no. of shares of the company, assuming full conversion of the convertible securities	
Held by promoter/promoter group	Nil	Nil	Nil	
Held by public	Nil	Nil	Nil	
Total	Nil	Nil	Nil	
Warrants:-	No. of warrants	As a % of total no. of warrants	As a % of total no. of shares of the company, assuming full conversion of warrants	
Held by promoter/promoter group	Nil	Nil	Nil	
Held by public	Nil	Nil	Nil	
Total	Nil	Nil	Nil	
Total paid-up capital of the company, assuming full conversion of warrants and convertible securities	Rs.173880140/- divided into 1,73,88,014 Equity Shares of Rs.10/- each			




Statement Showing Shareholding Pattern

Table (I)(a)

Category code	Category of Shareholder	Number of Shareholders	Total number of shares	Number of shares held in dematerialized form	Total shareholding as a percentage of total number of shares		Shares Pledged or otherwise encumbered	
					As a percentage of (A+B) ¹	As a percentage of (A+B+C)	Number of shares	As a percentage
(I)	(II)	(III)	(IV)	(V)	(VI)	(VII)	(VIII)	(IX)= (VIII)/(IV)* 100
(A)	Shareholding of Promoter and Promoter Group ²							
1	Indian							
(a)	Individuals/ Hindu Undivided Family	9	8690514	8690514	49.98	49.98	Nil	Nil
(b)	Central Government/ State Government(s)							
(c)	Bodies Corporate	2	344785	344785	1.98	1.98	Nil	Nil
(d)	Financial Institutions/ Banks							
(e)	Any Others(Specify)							
2	Sub Total(A)(1)	11	9035299	9035299	51.96	51.96	Nil	Nil
	Foreign							
a	Individuals (Non-Residents Individuals/ Foreign Individuals)							
b	Bodies Corporate							
c	Institutions							



Category code	Category of Shareholder	Number of Shareholders	Total number of shares	Number of shares held in dematerialized form	Total shareholding as a percentage of total number of shares	Shares Pledged or otherwise encumbered
d	Qualified Foreign Investor					
e	Any Others(Specify)					
	Sub Total(A)(2)					
	Total Shareholding of Promoter and Promoter Group (A)=(A)(1)+(A)(2)	11	9035299	9035299	51.96	Nil
(B)	Public shareholding					
1	Institutions					
(a)	Mutual Funds/ UTI	7	1302183	1300583	7.49	N.A.
(b)	Financial Institutions / Banks	5	4050	100	0.02	N.A.
(c)	Central Government/ State Government(s)					
(d)	Venture Capital Funds					
(e)	Insurance Companies					
(f)	Foreign Institutional Investors					N.A.
(g)	Foreign Venture Capital Investors					
(h)	Qualified Foreign Investor					
(i)	Any Other (specify)					
B 2	Sub-Total (B)(1)	12	1306233	1300683	7.51	N.A.
(a)	Non-institutions					
(a)	Bodies Corporate	141	4512193	4506117	25.95	N.A.
(b)	Individuals					




Category code	Category of Shareholder	Number of Shareholders	Total number of shares	Number of shares held in dematerialized form	Total shareholding as a percentage of total number of shares	Shares Pledged or otherwise encumbered
I	Individuals -i. Individual shareholders holding nominal share capital up to Rs 1 lakh	7488	1319208	798521	7.59	N.A.
II	ii. Individual shareholders holding nominal share capital in excess of Rs. 1 lakh.	7	166693	166693	0.96	N.A.
(c)	NRIs	36	18538	14766	0.11	N.A.
(c-i)	Foreign Corporate Body	1	1000000		5.75	N.A.
(c-ii)	Hindu Undivided Families	63	27272	27272	0.16	N.A.
(c-iii)	Clearing Members	19	2578	2578	0.01	N.A.
	Sub-Total (B)(2)	7755	7046482	5515947	40.52	N.A.
(B)	Total Public Shareholding (B)= (B)(1)+(B)(2)	7767	8352715	6816630	48.04	N.A.
	TOTAL (A)+(B)	7778	17388014	15851929	100.00	N.A.
(C)	Shares held by Custodians and against which Depository Receipts have been issued					
1	Promoter and Promoter Group	0	0	0	0.00	N.A.
2	Public	0	0	0	0.00	N.A.
	Sub-Total (C)	0	0	0	0.00	N.A.
	GRAND TOTAL (A)+(B)+(C)	7778	17388014	15851929	100.00	N.A.



[Handwritten signature]


Sr.No	Notes
1	
2	
3	
4	
5	
6	
7	
8	
9	



(I)(b) Statement showing holding of securities (including shares, warrants, convertible securities) of persons belonging to the category "Promoter and Promoter Group"

Sl. No.	Name of the shareholder	Details of Shares held		Encumbered shares (*)			Details of warrants		Details of convertible securities		Total shares (including underlying shares assuming full conversion of warrants and convertible securities) as a % of diluted share capital
		Number of shares held	As a % of grand total (A) + (B) + (C)	No.	As a percentage $(VI) = (V) / (I) \times 100$	As a % of grand total (A) + (B) + (C) of sub-clause (I)(a)	Number of Warrants held	As a % total number of warrants of the same class	Number of convertible securities held	As a % total number of convertible securities of the same class	
(I)	(II)	(III)	(IV)	(V)	(VI)	(VII)	(VIII)	(IX)	(X)	(XI)	(XII)
1	S VEERA REDDY	1643795	9.45	Nil	Nil	Nil	Nil	Nil	Nil	Nil	9.45
2	S ARUNA	1369545	7.88	Nil	Nil	Nil	Nil	Nil	Nil	Nil	7.88
3	S RACHANA	1162535	6.69	Nil	Nil	Nil	Nil	Nil	Nil	Nil	6.69
4	S ANAND REDDY	1144913	6.58	Nil	Nil	Nil	Nil	Nil	Nil	Nil	6.58
5	SREEKANTH REDDY SAMMIDI	1085757	6.24	Nil	Nil	Nil	Nil	Nil	Nil	Nil	6.24
6	S VANAJATHA	990769	5.70	Nil	Nil	Nil	Nil	Nil	Nil	Nil	5.70
7	W MALATHI	755400	4.34	Nil	Nil	Nil	Nil	Nil	Nil	Nil	4.34
8	N MADHAVI	533800	3.07	Nil	Nil	Nil	Nil	Nil	Nil	Nil	3.07
9	P V NARSIMHA REDDY	4000	0.02	Nil	Nil	Nil	Nil	Nil	Nil	Nil	0.02
10	ANDHRA PRADESH INDUSTRIAL DEVELOPMENT CORPORATION LTD	313285	1.80	Nil	Nil	Nil	Nil	Nil	Nil	Nil	1.80
11	PANCHAVATI POLYFIBRES LTD	31500	0.18	Nil	Nil	Nil	Nil	Nil	Nil	Nil	0.18
	TOTAL	9035299	51.96	Nil	Nil	Nil	Nil	Nil	Nil	Nil	51.96

(*) The term "encumbrance" has the same meaning as assigned to it in regulation 28(3) of the SAST Regulations, 2011



Statement showing holding of securities (including shares, warrants, convertible securities) of persons belonging to the category "Public" and holding more than 1% of the total number of shares										
(I)(c)(i)	Sr. No.	Name of the shareholder	Number of shares held	Shares as a percentage of total number of shares {i.e., Grand Total (A)+(B)+(C) indicated in Statement at para (I)(a) above}		Details of warrants		Details of convertible securities		Total shares (including underlying shares assuming full conversion of warrants and convertible securities) as a % of diluted share capital
				Number of warrants held	As a % total number of warrants of the same class	Number of convertible securities held	% w.r.t total number of convertible securities of the same class			
	1	AVH RESOURCES INDIA PRIVATE LIMITED	3225211	18.55	Nil	Nil	Nil	Nil	Nil	18.55
	2	TWINVEST FINANCIAL SERVICES LIMITED	1142985	6.57	Nil	Nil	Nil	Nil	Nil	6.57
	3	PARFICIM S.A.S	1000000	5.75	Nil	Nil	Nil	Nil	Nil	5.75
	4	SBI EMERGING BUSINESSES FUND	789569	4.54	Nil	Nil	Nil	Nil	Nil	4.54
	5	SBI MAGNUM COMMA FUND	510914	2.94	Nil	Nil	Nil	Nil	Nil	2.94
		TOTAL	6668679	38.35	Nil	Nil	Nil	Nil	Nil	38.35



(I)(c)(ii)	Statement showing holding of securities (including shares, warrants, convertible securities) of persons belonging to the category "Public" and holding more than 5% of the total number of shares							
Sr. No.	Name of the shareholder	Number of shares held	Shares as a percentage of total number of shares {i.e., Grand Total (A)+(B)+(C) indicated in Statement at para (I)(a) above}	Details of warrants		Details of convertible securities		Total shares (including underlying shares assuming full conversion of warrants and convertible securities) as a % of diluted share capital
				Number of warrants held	As a % total number of warrants of the same class	Number of convertible securities held	% w.r.t total number of convertible securities of the same class	
1	AVH RESOURCES INDIA PRIVATE LIMITED	3225211	18.55					18.55
2	TWINVEST FINANCIAL SERVICES LIMITED	1142985	6.57					6.57
3	PARFICIM S.A.S	1000000	5.75					5.75
	TOTAL	5368196	30.87					30.87



(I)(d)

Statement showing details of locked-in shares

Sr. No.	Name of the shareholder	Number of locked-in shares	Locked-in shares as a percentage of total number of shares {i.e., Grand Total (A)+(B)+(C) indicated in Statement at para (I)(a) above}
NIL			



(II)(a)

Statement showing details of Depository Receipts (DRs)

Sr. No.	Type of outstanding DR (ADRs, GDRs, SDRs, etc.)	Number of outstanding DRs	Number of shares underlying outstanding DRs	Shares underlying outstanding DRs as a percentage of total number of shares {i.e., Grand Total (A)+(B)+(C) indicated in Statement at para (I)(a) above}
Nil				

(II)(b)

Statement showing holding of Depository Receipts (DRs), where underlying shares held by "promoter/promoter group" are in excess of 1% of the total number of shares

Sr. No.	Name of the DR Holder	Type of outstanding DR (ADRs, GDRs, SDRs, etc.)	Number of shares underlying outstanding DRs	Shares underlying outstanding DRs as a percentage of total number of shares {i.e., Grand Total (A)+(B)+(C) indicated in Statement at para (I)(a) above}
Nil				

