


Introductory sub-table (I)(a)

Name of the Company: S KUMARS ONLINE LIMITED			
Scrip Code, Name of the scrip, class of security: 532316, S KUMAR, B, respectively.			
Quarter ended: 31st March, 2015			
Partly paid-up shares:-	No. of partly paid-up shares	As a % of total no. of partly paid-up shares	As a % of total no. of shares of the company
Held by promoter/promoter group	0.00	0.00	0.00
Held by public	0.00	0.00	0.00
Total	0.00	0.00	0.00
Outstanding convertible securities:-			
	No. of outstanding securities	As a % of total no. of outstanding convertible securities	As a % of total no. of shares of the company, assuming full conversion of the convertible securities
Held by promoter/promoter group	0.00	0.00	0.00
Held by public	0.00	0.00	0.00
Total	0.00	0.00	0.00
Warrants:-			
	No. of warrants	As a % of total no. of warrants	As a % of total no. of shares of the company, assuming full conversion of warrants
Held by promoter/promoter group	0.00	0.00	0.00
Held by public	0.00	0.00	0.00
Total	0.00	0.00	0.00
Total paid-up capital of the company, assuming full conversion of warrants and convertible securities			
			28625000



Statement Showing Shareholding Pattern


		Table (I)(a)					Shares Pledged or otherwise encumbered		
Category code	Category of Shareholder	Number of Shareholders	Total number of shares	Number of shares held in dematerialized form	Total shareholding as a percentage of total number of shares	As a percentage of (A+B) ¹	As a percentage of (A+B+C)	Number of shares	As a percentage (IX)=(VIII)/(IV)*100
	(II)	(III)	(IV)	(V)	(VI)	(VII)	(VIII)	(IX)	
(A)	Shareholding of Promoter and Promoter Group²								
I	Indian								
(a)	Individuals/ Hindu Undivided Family	2	202500	202500	0.71	0.71	0.00	0.00	0.00
(b)	Central Government/ State Government(s)	0	0	0	0.00	0.00	0.00	0.00	0.00
(c)	Bodies Corporate	5	18282306	18282306	63.87	63.87	0.00	0.00	0.00
(d)	Financial Institutions/ Banks	0	0	0	0.00	0.00	0.00	0.00	0.00
(e)	Any Others(Specify)	0	0	0	0.00	0.00	0.00	0.00	0.00
	Sub Total(A)(1)	7	18484806	18484806	64.58	64.58	0.00	0.00	0.00
2	Foreign								
a	Individuals (Non-Residents Individuals/ Foreign Individuals)	0	0	0	0.00	0.00	0.00	0.00	0.00
b	Bodies Corporate	0	0	0	0.00	0.00	0.00	0.00	0.00
c	Institutions	0	0	0	0.00	0.00	0.00	0.00	0.00
d	Qualified Foreign Investor	0	0	0	0.00	0.00	0.00	0.00	0.00
e	Any Others(Specify)	0	0	0	0.00	0.00	0.00	0.00	0.00
	Sub Total(A)(2)	0	0	0	0.00	0.00	0.00	0.00	0.00
	Total Shareholding of Promoter and Promoter Group (A)= (A)(1)+(A)(2)	7	18484806	18484806	64.58	64.58	0	0.00	0.00
(B)	Public shareholding								
I	Institutions								
(a)	Mutual Funds/ UTI	0	0	0	0.00	0.00	0.00	0.00	0.00
(b)	Financial Institutions / Banks	2	300	300	0.00	0.00	0.00	0.00	0.00
(c)	Central Government/ State Government(s)	0	0	0	0.00	0.00	0.00	0.00	0.00
(d)	Venture Capital Funds	0	0	0	0.00	0.00	0.00	0.00	0.00
(e)	Insurance Companies	0	0	0	0.00	0.00	0.00	0.00	0.00



(f)	Foreign Institutional Investors	0	0	0	0	0	0.00	0.00	0.00	0.00	0.00	0.00
(g)	Foreign Venture Capital Investors	0	0	0	0	0	0.00	0.00	0.00	0.00	0.00	0.00
(h)	Qualified Foreign Investor	0	0	0	0	0	0.00	0.00	0.00	0.00	0.00	0.00
(i)	Any Other (specify)	0	0	0	0	0	0.00	0.00	0.00	0.00	0.00	0.00
	Sub-Total (B)(1)	2	300	300	300	300	0.00	0.00	0.00	0.00	0.00	0.00
B 2	Non-institutions											
(a)	Bodies Corporate	173	4640524	3816924	16.21	16.21	0.00	0.00	0.00	0.00	0.00	0.00
(b)	Individuals											
	Individuals -i. Individual shareholders holding nominal share capital up to Rs 1 lakh	4981	2753931	2425185	9.62	9.62	0.00	0.00	0.00	0.00	0.00	0.00
II	ii. Individual shareholders holding nominal share capital in excess of Rs. 1 lakh.											
(c)	Directors/ Relatives	76	2669495	2373595	9.33	9.33	0.00	0.00	0.00	0.00	0.00	0.00
(d)	Qualified Foreign Investor	6	56230	54830	0.20	0.20	0.00	0.00	0.00	0.00	0.00	0.00
(d-i)	Clearing Members	0	0	0	0.00	0.00	0.00	0.00	0.00	0.00	0.00	0.00
(d-ii)	Non-Resident Indians	3	2011	2011	0.01	0.01	0.00	0.00	0.00	0.00	0.00	0.00
(d-iii)	Overseas Corporate Bodies	5	17684	17684	0.06	0.06	0.00	0.00	0.00	0.00	0.00	0.00
	Sub-Total (B)(2)	5245	10139894	8690248	35.42	35.42	0.00	0.00	0.00	0.00	0.00	0.00
(B)	Total Public Shareholding (B)= (B)(1)+(B)(2)	5247	10140194	8690548	35.42	35.42	0.00	0.00	0.00	0.00	0.00	0.00
	TOTAL (A)+(B)	5254	28625000	27175354	100.00	100.00	0.00	0.00	0.00	0.00	0.00	0.00
(C)	Shares held by Custodians and against which Depository Receipts have been issued											
1	Promoter and Promoter Group	0	0	0	0.00	0.00	0.00	0.00	0.00	0.00	0.00	0.00
2	Public	0	0	0	0.00	0.00	0.00	0.00	0.00	0.00	0.00	0.00
	Sub-Total (C)	0	0	0	0.00	0.00	0.00	0.00	0.00	0.00	0.00	0.00
	GRAND TOTAL (A)+(B)+(C)	5254	28625000	27175354	100.00	100.00	0.00	0.00	0.00	0.00	0.00	0.00



Sr.No	Notes
1	
2	
3	
4	
5	
6	
7	
8	
9	



(I)(b) Statement showing holding of securities (including shares, warrants, convertible securities) of persons belonging to the category "Promoter and Promoter Group"


Sr. No.	Name of the shareholder	Details of Shares held		Encumbered shares (*)		Details of warrants		Details of convertible securities		Total shares (including underlying shares assuming full conversion of warrants and convertible securities) as a % of diluted share capital
		Number of shares held	As a % of grand total (A) + (B) + (C)	No.	As a percentage of grand total (A)+(B)+(C) of sub-clause (I)(a)	Number of warrants held	As a % total number of warrants of the same class	Number of convertible securities held	As a % total number of convertible securities of the same class	
1	HANUMESH INVESTMENTS PRIVATE LIMITED	12272814	42.87	0.00	0.00	0.00	0.00	0.00	0.00	0.00
2	MANDAKINI INVESTFIN PRIVATE LIMITED	2576598	9.00	0.00	0.00	0.00	0.00	0.00	0.00	0.00
3	YASHASWINI INVESTMENT COMPANY PRIVATE LIMITED	2082198	7.27	0.00	0.00	0.00	0.00	0.00	0.00	0.00
4	KARTIKEYA FINVEST PRIVATE LIMITED	776598	2.71	0.00	0.00	0.00	0.00	0.00	0.00	0.00
5	VIDHI HOLDINGS PRIVATE LIMITED	574098	2.01	0.00	0.00	0.00	0.00	0.00	0.00	0.00
6	VIKAS SHAMBHUKUMARJI KASLIWAL	110000	0.38	0.00	0.00	0.00	0.00	0.00	0.00	0.00
7	VIKAS SHAMBHUKUMARJI KASLIWAL	92500	0.32	0.00	0.00	0.00	0.00	0.00	0.00	0.00
	TOTAL	18484806	64.58	0.00	0.00	0.00	0.00	0.00	0.00	0.00

(*) The term "encumbrance" has the same meaning as assigned to it in regulation 28(3) of the SAST Regulations, 2011



(D)(c)(i) Statement showing holding of securities (including shares, warrants, convertible securities) of persons belonging to the category "Public" and holding more than 1% of the total number of shares

Sr. No.	Name of the shareholder	Number of shares held	Shares as a percentage of total number of shares {i.e., Grand Total (A)+(B)+(C) indicated in Statement at para (D)(a) above}	Details of warrants		Details of convertible securities		Total shares (including underlying shares assuming full conversion of warrants and convertible securities) as a % of diluted share capital
				Number of warrants held	As a % total number of warrants of the same class	Number of convertible securities held	% w.r.t total number of convertible securities of the same class	
1	NABEELA FINVEST PRIVATE LIMITED	978738	3.42	0.00	0.00	0.00	0.00	0.00
2	CORONATION INFOTECH PRIVATE LIMITED	818433	2.86	0.00	0.00	0.00	0.00	0.00
3	RAJ INFIN PRIVATE LIMITED	726598	2.54	0.00	0.00	0.00	0.00	0.00
4	INVITATION EQUIFIN PRIVATE LIMITED	581244	2.03	0.00	0.00	0.00	0.00	0.00
5	RATIONAL FINVEST PRIVATE LIMITED	434800	1.52	0.00	0.00	0.00	0.00	0.00
TOTAL		3539813	12.37	0.00	0.00	0.00	0.00	0.00



(I)(c)(ii) Statement showing holding of securities (including shares, warrants, convertible securities) of persons (together with PAC) belonging to the category "Public" and holding more than 5% of the total number of shares of the company

Sr. No.	Name(s) of the shareholder(s) and the Persons Acting in Concert (PAC) with them	Number of shares	Shares as a percentage of total number of shares {i.e., Grand Total (A)+(B)+(C) indicated in Statement at para (I)(a) above}	Details of warrants		Details of convertible securities		Total shares (including underlying shares assuming full conversion of warrants and convertible securities) as a % of diluted share capital
				Number of warrants	As a % total number of warrants of the same class	Number of convertible securities held	% w.r.t total number of convertible securities of the same class	
1	NA	0.00	0.00	0.00	0.00	0.00	0.00	0.00
TOTAL		0.00	0.00	0.00	0.00	0.00	0.00	0.00



(I)(d) Statement showing details of locked-in shares

Sr. No.	Name of the shareholder	Number of locked-in shares	Locked-in shares as a percentage of total number of shares {i.e., Grand Total (A)+(B)+(C) indicated in Statement at para (D)(a) above}
TOTAL		0	0.00



(II)(a) Statement showing details of Depository Receipts (DRs)

Sr. No.	Type of outstanding DR (ADRs, GDRs, SDRs, etc.)	Number of outstanding DRs	Number of shares underlying outstanding DRs	Shares underlying outstanding DRs as a percentage of total number of shares {i.e., Grand Total (A)+(B)+(C) indicated in Statement at para (I)(a) above}
1	NA	0.00	0.00	0.00
TOTAL		0.00	0.00	0.00



(II)(b) Statement showing holding of Depository Receipts (DRs), where underlying shares held by "promoter/promoter group" are in excess of 1% of the total number of shares

Sr. No.	Name of the DR Holder	Type of outstanding DR (ADRs, GDRs, SDRs, etc.)	Number of shares underlying outstanding DRs	Shares underlying outstanding DRs as a percentage of total number of shares {i.e., Grand Total (A)+(B)+(C) indicated in Statement at para (I)(a) above}
1	NA	0.00	0.00	0.00
TOTAL		0.00	0.00	0.00

