



STI India Limited

Rau-Pithampur Link Road, Tehsil Mhow, District Indore (M.P.) 453 332
Phone No. (0731) 4014400, Fax No. (0731) 4020011, Email: share3@stitextile.net, CIN L27105MP1984PLC002521

(I)(a) Statement showing Shareholding Pattern

Name of the Company : STI India Ltd			
Scrip Code : 513151 / STINDIA		Class of Security : Equity	
Quarter ended : 30TH SEPTEMBER, 2014			
Partly Paid-up Shares	No. of Partly Paid-up Shares	As a % of Total No. of Partly Paid-up Shares	As a % of Total No. of Shares of the Company
Held by Promoter / Promoter Group	-	-	-
Held by Public	-	-	-
Total - D	-	-	-
Outstanding Convertible Securities	No. of outstanding Securities	As a % of Total No. of Outstanding Convertible Securities	As a % of Total No. of Shares of the Company, Assuming full Conversion of the Convertible Securities
Held by Promoter / Promoter Group	-	-	-
Held by Public	-	-	-
Total - E	-	-	-
Warrants	No. of warrants	As a % of total no. of warrants	As a % of total no. of shares of the Company, assuming full conversion of warrants
Held by Promoter / Promoter Group	-	-	-
Held by Public	-	-	-
Total - F	-	-	-
Total paid-up Capital of the Company, Assuming full Conversion of Warrants and Convertible Securities (Grand Total {(A+B+C) + D+E+F})	2,90,00,000 Equity Shares of Rs. 10/- each fully paid up.		




STI India Limited

Category Code	Category of Shareholders	Number of Shareholders	Total Number of Shares	Number of Shares held in Dematerialized form	Total Shareholding as a Percentage of Total Number of Shares		Shares Pledged or otherwise Encumbered	
					As a % of (A+B) ¹	As a % of (A+B+C)	Number of Shares	As a Percentage
(I)	(II)	(III)	(IV)	(V)	(VI)	(VII)	(VIII)	(IX)=(VIII)/(IV)*100
(A)	Shareholding of Promoter and Promoter Group							
(1)	Indian							
(a)	Individuals/ Hindu Undivided Family	-	-	-	-	-	-	-
(b)	Central Government / State Government(s)	-	-	-	-	-	-	-
(c)	Bodies Corporate	1	21,750,000	21,750,000	75.00	75.00	-	-
(d)	Financial Institutions / Banks	-	-	-	-	-	-	-
(e)	Any other (please specify)	-	-	-	-	-	-	-
	Sub-Total (A)(1)	1	21,750,000	21,750,000	75.00	75.00	-	-
(2)	Foreign							
(a)	Individuals (Non-Resident Individuals/ Foreign Individuals)	-	-	-	-	-	-	-
(b)	Bodies Corporate	-	-	-	-	-	-	-
(c)	Qualified Foreign Investors	-	-	-	-	-	-	-
(d)	Institutions	-	-	-	-	-	-	-
(e)	Any other (please specify)	-	-	-	-	-	-	-
	Sub-Total (A)(2)	-	-	-	-	-	-	-
	Total shareholding of Promoter and Promoter Group (A)= (A)(1)+(A)(2)	1	21,750,000	21,750,000	75.00	75.00	-	-
(B)	Public Shareholding							
(1)	Institutions							
(a)	Mutual Funds/ UTI	2	300	-	0.001	0.001	-	-
(b)	Financial Institutions / Banks	-	-	-	-	-	-	-
(c)	Central Government / State Government(s)	-	-	-	-	-	-	-
(d)	Venture Capital Funds	-	-	-	-	-	-	-
(e)	Insurance Companies	-	-	-	-	-	-	-
(f)	Foreign Institutional Investors	3	5,317,622	5,317,622	18.34	18.34	-	-
(g)	Foreign Venture Capital Investors	-	-	-	-	-	-	-
(h)	Qualified Foreign Investors	-	-	-	-	-	-	-
(i)	Any other (please specify)	-	-	-	-	-	-	-
	Sub-Total (B)(1)	5	5,317,922	5,317,622	18.34	18.34	-	-
(2)	Non-Institutions							
(a)	Bodies Corporate	82	331,508	316,840	1.14	1.14	-	-
(b)	Individuals -							
I	Individual shareholders holding nominal share capital upto Rs. 1 lakh.	5,035	1,272,289	857,390	4.39	4.39	-	-
II	Individual shareholders holding nominal share capital in excess of Rs. 1 lakh.	9	207,110	192,110	0.71	0.71	-	-
(c)	Qualified Foreign Investors	-	-	-	-	-	-	-
(d)	Any other (Specified as under)	297	121,171	51,484	0.42	0.42	-	-
I	Trust	1	100	100	0.0003	0.0003	-	-
II	NRI's & NRN	262	97,996	28,391	0.34	0.34	-	-
III	Directors	2	82	-	0.00	0.00	-	-
III	Clearing Members	12	22,993	22,993	0.08	0.08	-	-
	Sub-Total (B)(2)	5,423	1,932,078	1,417,824	6.66	6.66	-	-
	Total public shareholding (B)= (B)(1)+(B)(2)	5,428	7,250,000	6,735,446	25.00	25.00	NA	NA
	TOTAL (A)+(B)	5,429	29,000,000	28,485,446	100.00	100.00	-	-
(C)	Shares held by Custodians and against which Depository Receipt have been issued							
(1)	Promoter and Promoter Group	-	-	-	-	-	-	-
(2)	Public	-	-	-	-	-	-	-
	GRAND TOTAL (A)+(B)+(C)	5,429	29,000,000	28,485,446	100.00	100.00	-	-

¹ For determining public shareholding for the purpose of Clause 40A.

² For definitions of "Promoter" and "Promoter Group", refer to Clause 40A.
NA - Not Applicable




STI India Limited

(f)(b) Statement showing holding of securities (including shares, warrants, convertible securities) of persons belonging to the category "Promoter and Promoter Group"

Sr. No.	Name of Shareholders	Total Shares Held		Shares Pledged or otherwise Encumbered			Details of Warrants		Details of convertible securities		Total shares (including underlying shares assuming full conversion of warrants and convertible securities) as a % of diluted share capital
		Number of shares held	As a % of Grand Total (A)+(B)+(C)	Number	As percentage of	As a % of Grand Total (A)+(B)+(C) of Sub Clause (f)(a)	Number of warrants held	As a % of total number of warrants of the same class	Number of convertible securities held	As a % of total convertible securities of the same class	
(i)	(ii)	(iii)	(iv)	(v)	(vi)=(v)/(iii)*100	(vii)	(iii)	(iv)		(iv)	(i)
1	Bombay Rayon Fashions Limited	21,750,000	75.00	-	-	-	-	-	-	-	75.00
	TOTAL (B)	21,750,000	75.00	-	-	-	-	-	-	-	75.00

(*) The term "encumbrance" has the same meaning as assigned to it in regulation 28(3) of the SAST Regulations, 2011



STI India Limited

(U) (c) (i) Statement showing holding of securities (including shares, warrants, convertible securities) of persons belonging to the category "Public" and holding more than 1% of the total number of shares

Sr. No.	Name of the shareholder	Number of shares	Shares as a percentage of total number of shares (i.e., Grand Total (A)+(B)+(C) Indicated in Statement at para (i)(a) above)	Details of Warrants		Details of convertible securities		Total shares (including underlying shares assuming full conversion of warrants and convertible securities) as a % of diluted share capital
				Number of warrants held	As a % of total number of warrants of the same class	Number of convertible securities held	% w.r.t. total number of convertible securities of the same class	
1	India Max Investment Fund Limited	1714068	5.91	-	-	-	-	5.91
2	Prime India Investment Fund Limited	2420984	8.35	-	-	-	-	8.35
3	Grovsnor Investment Fund Ltd.	1182570	4.08	-	-	-	-	4.08
	TOTAL	5,317,622	18.34	-	-	-	-	18.34




STI India Limited

(I) (c) (ii) Statement showing holding of securities (including shares, warrants, convertible securities) of persons (together with PAC) belonging to the category "Public" and holding more than 5% of the total number of shares of the Company

Sr. No.	Name of the shareholder & Person Acting in Concert with them	Number of shares held	Shares as a percentage of total number of shares (i.e., Grand Total (A)+(B)+(C) indicated in Statement at para (i)(e) above)	Details of Warrants		Details of convertible securities		Total shares (including underlying shares assuming full conversion of warrants and convertible securities) as a % of diluted share capital
				Number of warrants held	As a % of total number of warrants of the same class	Number of convertible securities held	% w.r.t. total number of convertible securities of the same class	
1	India Max Investment Fund Limited	1714068	5.91	-	-	-	-	5.91
2	Prime India Investment Fund Limited	2420984	8.35	-	-	-	-	8.35
	TOTAL	4,135,052	14.26	-	-	-	-	14.26





STI India Limited

(I)(d) Statement showing details of Locked-in Shares

Sr. No.	Name of the Shareholder	Number of Locked-in Shares	Locked-in Shares as a % of total number of shares {i.e., Grand Total (A)+(B)+(C) indicated in Statement at para (I)(a) above}
	Not Applicable	Not Applicable	Not Applicable
	TOTAL	-	




STI India Limited

(II)(a) Statement showing details of Depository Receipts (DRs)

S. No.	Type of Outstanding DR (ADRs, GDRs, SDRs etc)	Number of Outstanding DRs	Number of shares Underlying Outstanding DRs	Shares Underlying Outstanding DRs as a % of Total Number of Shares (i.e., Grand Total (A)+(B)+(C) indicated in Statement at para (I) (a) above}
1	Not Applicable	Not Applicable	Not Applicable	Not Applicable
	TOTAL	-	-	



 **STI India Limited**

(II)(b) Statement showing Holding of Depository Receipts (DRs), where underlying Shares held by "Promoter / Promoter Group" are in excess of 1% of the Total Number of Shares.

S. N.	Name of the DR Holder Type of Outstanding DR (ADRs, GDRs, SDRs etc)	Type of outstanding DR (ADRs, GDRs, SDRs, etc.)	Number of shares Underlying Outstanding DRs	Shares Underlying Outstanding DRs as a % of Total Number of Shares (i.e., Grand Total (A)+(B)+(C) indicated in Statement at para (I) (a) above}
1	Not Applicable	Not Applicable	Not Applicable	Not Applicable
	TOTAL		-	



STI India Limited

(III)(a) Statement showing the Voting Pattern of Shareholders, if more than one class of Shares / Securities is Issued by the Issuer.

Category (I)	Category of Shareholder (II)	Number of Voting Rights held in each Class of Securities			Total Voting (III+IV+V) (VI)	Total Voting Rights i.e. (IV)	
		Class X (Shares) (III)	Class Y (N. A.) (IV)	Class Z (N. A.) (V)		As a Percentage of (A+B) (VII)	As a Percentage of (A+B+C) (VIII)
Not Applicable							

The Company has issued only one Class of Equity Shares.

