

(1)(a) Statement showing ShareHolding Pattern

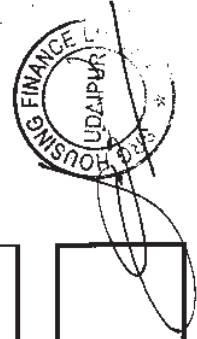
Name of the Company / Name of the Scrip : SRG Housing Finance Ltd.
Quarter Ended : 31-03-2015
Scrip Code : 534680
Class of security : Equity

| Partly paid-up Shares | No. of Partly paid-up Shares | As a % of total No. of Partly paid-up Shares | As a % of Total no. of Shares of the Company |
|---------------------------------------|------------------------------|--|--|
| Held by Promoters/ Promoters Group | 0 | | |
| Held by Public | 0 | | |
| TOTAL - D | 0 | | |

| Outstanding Conv. Securities | No. of Outstanding Securities | As a % of Total no. of O/S Conv. Securities | As a % of Total no. of shares of the Co., assuming full conv. |
|---------------------------------------|-------------------------------|---|---|
| Held by Promoters/ Promoters Group | 0 | | |
| Held by Public | 0 | | |
| TOTAL - E | 0 | | |

| Warrants : | No. of Warrants | As a % of Total no. of Warrants | As a % of Total no. of shares of the Co., assuming full conv. |
|---------------------------------------|-----------------|---------------------------------|---|
| Held by Promoters/ Promoters Group | 0 | | |
| Held by Public | 0 | | |
| TOTAL - F | 0 | | |

| | |
|---|----------|
| Total paid-up Capital of the Company assuming full conv. Of warrants & securities | 11312700 |
|---|----------|




Statement Showing Shareholding Pattern - Table (D)(a)

SRG Housing Finance Ltd.

Scrip Code : 534680
Quarter Ended : 31-03-2015

| Category code | Category of Shareholder | Number of Shareholders | Total number of shares | Number of shares held in dematerialized form | Total shareholding as a percentage of total number of shares | | Shares pledged or otherwise encumbered | |
|---------------|---|------------------------|------------------------|--|--|----------------------------|--|-------------------------------|
| | | | | | As a percentage of(A+B) ¹ | As a percentage of (A+B+C) | Number of shares | As a % of Total No. of Shares |
| (A) | Shareholding of Promoter and Promoter Group | | | | | | | |
| 1 | Indian | | | | | | | |
| a | Individual/Inf | 15 | 4813290 | 4813290 | 42.548 | 42.548 | 0 | 0.000 |
| b | Central/State Gov | 0 | 0 | 0 | 0.000 | 0.000 | 0 | 0.000 |
| c | Bodies Corporate | 3 | 804299 | 804299 | 7.110 | 7.110 | 0 | 0.000 |
| d | Fins / Banks | 0 | 0 | 0 | 0.000 | 0.000 | 0 | 0.000 |
| e | Any Other specify | 0 | 0 | 0 | 0.000 | 0.000 | 0 | 0.000 |
| e-1 | | 0 | 0 | 0 | 0.000 | 0.000 | 0 | 0.000 |
| e-2 | | 0 | 0 | 0 | 0.000 | 0.000 | 0 | 0.000 |
| | | | | | | | | |
| | Sub Total(A)(1) | 18 | 5617589 | 5617589 | 49.657 | 49.657 | 0 | 0.000 |
| 2 | Foreign | | | | | | | |
| a | Indy NRI/For Ind | 0 | 0 | 0 | 0.000 | 0.000 | 0 | 0.000 |
| b | Bodies Corporate | 0 | 0 | 0 | 0.000 | 0.000 | 0 | 0.000 |
| c | Institutions | 0 | 0 | 0 | 0.000 | 0.000 | 0 | 0.000 |
| d | Qualified For Inv. | 0 | 0 | 0 | 0.000 | 0.000 | 0 | 0.000 |
| e | Any Other Specify | 0 | 0 | 0 | 0.000 | 0.000 | 0 | 0.000 |
| e-1 | | 0 | 0 | 0 | 0.000 | 0.000 | 0 | 0.000 |
| e-2 | | 0 | 0 | 0 | 0.000 | 0.000 | 0 | 0.000 |
| | | | | | | | | |
| | Sub Total(A)(2) | 0 | 0 | 0 | 0.000 | 0.000 | 0 | 0.000 |
| | Total Shareholding of Promoter and Promoter Group Total (A) = (A)(1)+(A)(2) | 18 | 5617589 | 5617589 | 49.657 | 49.657 | 0 | 0.000 |
| (B) | Public shareholding | | | | | | | |
| 1 | Institutions | | | | | | | |
| a | Mutual Funds | 0 | 0 | 0 | 0.000 | 0.000 | 0 | 0.000 |
| b | Fins / Banks | 0 | 0 | 0 | 0.000 | 0.000 | 0 | 0.000 |
| c | Central/State Govt | 0 | 0 | 0 | 0.000 | 0.000 | 0 | 0.000 |
| d | Venture Cap Fund | 0 | 0 | 0 | 0.000 | 0.000 | 0 | 0.000 |
| e | Insurance Comp(s) | 0 | 0 | 0 | 0.000 | 0.000 | 0 | 0.000 |
| f | Foreign Ins Invest | 0 | 0 | 0 | 0.000 | 0.000 | 0 | 0.000 |
| g | Foreign Ven Cap In | 0 | 0 | 0 | 0.000 | 0.000 | 0 | 0.000 |



Statement Showing Shareholding Pattern - Table 1(a)



SRG Housing Finance Ltd.

Scrip Code : 534680
Quarter Ended : 31-03-2015

| Category code | Category of Shareholder | Number of Shareholders | Total number of shares | Number of shares held in dematerialized form | Total shareholding as a percentage of total number of shares | | Shares pledged or otherwise encumbered | |
|---------------|--|------------------------|------------------------|--|--|----------------------------|--|-------------------------------|
| | | | | | As a percentage of (A+B) | As a percentage of (A+B+C) | Number of shares | As a % of Total No. of Shares |
| h | Qualified For Inv. | 0 | 0 | 0 | 0.000 | 0.000 | | |
| i | Any Other -Specify | 0 | 0 | 0 | 0.000 | 0.000 | | |
| i-1 | | 0 | 0 | 0 | 0.000 | 0.000 | | |
| i-2 | | 0 | 0 | 0 | 0.000 | 0.000 | | |
| | | | | | | | | |
| | Sub-Total (B)(1) | 0 | 0 | 0 | 0.000 | 0.000 | | |
| B 2 | Non-institutions | | | | | | | |
| a | Bodies Corporates | 17 | 1389595 | 1389595 | 12.283 | 12.283 | | |
| b | Individuals | | | | | | | |
| | i) upto Rs 1-Lac | 208 | 506458 | 506458 | 4.477 | 4.477 | | |
| | ii) above Rs1-Lac | 60 | 3798958 | 3798958 | 33.581 | 33.581 | | |
| c | Qualified For Inv. | 0 | 0 | 0 | 0.000 | 0.000 | | |
| d | Any Other -Cir-Mem | 1 | 100 | 100 | 0.001 | 0.001 | | |
| d-1 | | 0 | 0 | 0 | 0.000 | 0.000 | | |
| d-2 | | 0 | 0 | 0 | 0.000 | 0.000 | | |
| | -OCB | 0 | 0 | 0 | 0.000 | 0.000 | | |
| | -NRI | 0 | 0 | 0 | 0.000 | 0.000 | | |
| | | | | | | | | |
| | Sub-Total (B)(2) | 286 | 5695111 | 5695111 | 50.343 | 50.343 | | |
| (B) | Total (B)=(B)(1)+(B)(2) | 286 | 5695111 | 5695111 | 50.343 | 50.343 | | |
| | TOTAL (A)+(B) | 304 | 11312700 | 11312700 | | 100.000 | 0 | 0.000 |
| (C) | Held by Custodians against Depository Receipts | | | | | | | |
| | PROMOTER & PRO GRP | 0 | 0 | 0 | | | 0.000 | |
| | PUBLIC | 0 | 0 | 0 | | | 0.000 | |
| | | | | | | | | |
| | GRAND TOTAL (A)+(B)+(C) | 304 | 11312700 | 11312700 | | 100.000 | 0 | 0.000 |




| Sr.No | Notes |
|-------|-------|
| | |
| | |
| | |
| | |
| | |
| | |
| | |
| | |
| | |
| | |

(1)(b) Statement showing holding of securities (including shares, warrants, convertible securities) of persons belonging to the category "Promoter and Promoter Group"

| Sr. No. | Ref. No | Name of the shareholder | Total Shares held | | Shares pledged or otherwise encumbered | | | Details of warrant | | Details of convertible securities | | Total shares (including underlying shares assuming full conversion of warrant and convertible securities) as a % of diluted share capital |
|---------|----------|-------------------------------------|-------------------|-----------------------------------|--|-----------------------------------|-------------------------|--|---------------------------------------|--|---|---|
| | | | Number | As a % of grand total (A)+(B)+(C) | Number | As a % of grand total (A)+(B)+(C) | Number of warrants held | As a % of total No of warrants of the same class | Number of convertible securities held | As a % of total No of convertible securities of the same class | | |
| 1 | 00038302 | PUSHPA JAIN | 601671 | 5.319 | 0 | 0.000 | 0 | 0.000 | 0 | 0.000 | 0 | 5.319 |
| 2 | 00038374 | MANORMA JAIN | 210 | 0.002 | 0 | 0.000 | 0 | 0.000 | 0 | 0.000 | 0 | 0.002 |
| 3 | 00038389 | DINESH KUMAR LUNDIYA | 10500 | 0.093 | 0 | 0.000 | 0 | 0.000 | 0 | 0.000 | 0 | 0.093 |
| 4 | 00038393 | SRG GLOBAL SOLUTIONS PRIVATE LIMITE | 525000 | 4.641 | 0 | 0.000 | 0 | 0.000 | 0 | 0.000 | 0 | 4.641 |
| 5 | 00038401 | HRIDAY INSURANCE CONSULTANT PRIVATE | 525000 | 0.464 | 0 | 0.000 | 0 | 0.000 | 0 | 0.000 | 0 | 0.464 |
| 6 | 00038467 | GENDA LAL JAIN HUF | 399000 | 3.527 | 0 | 0.000 | 0 | 0.000 | 0 | 0.000 | 0 | 3.527 |
| 7 | 00038583 | MEENAKSHI JAIN | 223965 | 1.990 | 0 | 0.000 | 0 | 0.000 | 0 | 0.000 | 0 | 1.990 |
| 8 | 00038598 | AARTI PRAKASH JAIN | 202650 | 1.791 | 0 | 0.000 | 0 | 0.000 | 0 | 0.000 | 0 | 1.791 |
| 9 | 00038604 | RAJESH JAIN | 560721 | 4.957 | 0 | 0.000 | 0 | 0.000 | 0 | 0.000 | 0 | 4.957 |
| 10 | 00038619 | GENDA LAL JAIN | 169021 | 1.485 | 0 | 0.000 | 0 | 0.000 | 0 | 0.000 | 0 | 1.485 |
| 11 | 00038623 | VINOD KUMAR JAIN | 606081 | 5.358 | 0 | 0.000 | 0 | 0.000 | 0 | 0.000 | 0 | 5.358 |
| 12 | 00211035 | JKISHA JAIN | 165500 | 1.464 | 0 | 0.000 | 0 | 0.000 | 0 | 0.000 | 0 | 1.464 |
| 13 | 00824220 | SULOCHANA DEVI JAIN | 444150 | 3.926 | 0 | 0.000 | 0 | 0.000 | 0 | 0.000 | 0 | 3.926 |
| 14 | 01221887 | SRG GLOBAL BUILDERS PRIVATE LIMITED | 226799 | 2.005 | 0 | 0.000 | 0 | 0.000 | 0 | 0.000 | 0 | 2.005 |
| 15 | 10212074 | SEEIMA JAIN | 443751 | 3.923 | 0 | 0.000 | 0 | 0.000 | 0 | 0.000 | 0 | 3.923 |
| 16 | 10212185 | VINOD KUMAR JAIN | 444120 | 3.926 | 0 | 0.000 | 0 | 0.000 | 0 | 0.000 | 0 | 3.926 |
| 17 | 10212821 | VINOD KUMAR JAIN (HUF) | 337890 | 2.987 | 0 | 0.000 | 0 | 0.000 | 0 | 0.000 | 0 | 2.987 |
| 18 | 10213745 | RAJESH JAIN (HUF) | 204960 | 1.812 | 0 | 0.000 | 0 | 0.000 | 0 | 0.000 | 0 | 1.812 |
| | | Total Promoter & Promoter Group | 5617583 | 49.657 | 0 | 0.000 | 0 | 0.000 | 0 | 0.000 | 0 | 49.660 |



(D)(c) Statement showing holding of securities (including shares, warrants, convertible securities) of persons belonging to the category "Public" and holding more than 1% of the total number of shares

| Sr. No. | Ref-Num | Name of the shareholder | Number of shares | Shares as a percentage of total number of shares (i.e., Grand Total (A)+(B)+(C) Indicated in Statement at para (D)(a) above} | Details of warrant | | | Details of convertible securities | | Total shares (including underlying shares assuming full conversion of warrant and convertible securities) as a % of diluted share capital |
|---------|------------|------------------------------------|------------------|--|-------------------------|--|---------------------------------------|--|---|---|
| | | | | | Number of warrants held | As a % of total No of warrants of the same class | Number of convertible securities held | As a % of total No of convertible securities of the same class | | |
| 1 | AABCA3790K | AMBITIOUS ASSOCIATES PVT LTD | 588960 | 4.941 | 0 | 0.000 | 0 | 0.000 | 0 | 4.941 |
| 2 | ACBPM0342C | ARUN MURDIA | 119700 | 1.058 | 0 | 0.000 | 0 | 0.000 | 0 | 1.058 |
| 3 | AAHCAT893B | ARYAMAN CAPITAL MARKETS LIMITED | 196800 | 1.740 | 0 | 0.000 | 0 | 0.000 | 0 | 1.740 |
| 4 | ABXPT3155H | AVNISH TIWARI | 140700 | 1.244 | 0 | 0.000 | 0 | 0.000 | 0 | 1.244 |
| 5 | AABPJ7112M | BAHADURLAL JAIN | 141120 | 1.247 | 0 | 0.000 | 0 | 0.000 | 0 | 1.247 |
| 6 | AAECD1306R | DAMAKSHI BUILDERS PRIVATE LIMITED | 126000 | 1.114 | 0 | 0.000 | 0 | 0.000 | 0 | 1.114 |
| 7 | AAVPJ3721G | DHARMESH CHANDRA JAIN | 172200 | 1.522 | 0 | 0.000 | 0 | 0.000 | 0 | 1.522 |
| 8 | ALJPG1060G | FATEH LAL GAMETI | 199500 | 1.764 | 0 | 0.000 | 0 | 0.000 | 0 | 1.764 |
| 9 | ANRPJ3757D | GAURAV S JAIN | 174720 | 1.544 | 0 | 0.000 | 0 | 0.000 | 0 | 1.544 |
| 10 | ADMPV3540R | JYOTI VASHISHTH | 165900 | 1.466 | 0 | 0.000 | 0 | 0.000 | 0 | 1.466 |
| 11 | AAKPT6262F | KALA TIWARI | 189000 | 1.671 | 0 | 0.000 | 0 | 0.000 | 0 | 1.671 |
| 12 | ADHPJ4654P | PRAKASH CHAND JAIN | 180600 | 1.596 | 0 | 0.000 | 0 | 0.000 | 0 | 1.596 |
| 13 | AAECR1487R | RHYTHM CONSULTANTS PRIVATE LIMITED | 469920 | 4.154 | 0 | 0.000 | 0 | 0.000 | 0 | 4.154 |
| 14 | AAJJP3297P | SAURABH BAHADURLAL JAIN | 139440 | 1.233 | 0 | 0.000 | 0 | 0.000 | 0 | 1.233 |
| 15 | AXJPS7030E | VARDEE BAI SHARMA | 134400 | 1.188 | 0 | 0.000 | 0 | 0.000 | 0 | 1.188 |
| 16 | ADMPV3539J | VIVEK VASHISHTH | 281400 | 2.487 | 0 | 0.000 | 0 | 0.000 | 0 | 2.487 |
| | | | | 0.000 | | | | | | |
| | | Total | 3390360 | 29.970 | 0 | 0.000 | 0 | 0.000 | 0 | 29.969 |



| Statement showing holding of securities (including shares, warrants, convertible securities) of persons (together with PAC) belonging to the category "Public" and holding more than 5% of the total number of shares | | | | | | | | | | |
|---|---------|------------------------------|------------------|--|-------------------------|--|---------------------------------------|--|---|-------|
| Sr. No. | Ref Num | Name of the shareholder | Number of shares | Shares as a percentage of total number of shares (i.e., Grand Total (A)+(B)+(C) indicated in Statement at para (D)(a) above) | Details of warrant | | Details of convertible securities | | Total shares (including underlying shares assuming full conversion of warrant and convertible securities) as a % of diluted share capital | |
| | | | | | Number of warrants held | As a % of total No of warrants of the same class | Number of convertible securities held | As a % of total No of convertible securities of the same class | | |
| | | | | 0.000 | | | | | | |
| | | Total -Public [5% & above] | 0 | 0.000 | 0 | 0.000 | 0 | 0.000 | | 0.000 |
| | | | | | | | | | | |
| | | | | | | | | | | |
| | | | | | | | | | | |
| | | | | | | | | | | |
| | | | | | | | | | | |
| | | | | | | | | | | |
| | | | | | | | | | | |
| | | | | | | | | | | |
| | | | | | | | | | | |
| | | | | | | | | | | |
| | | | | | | | | | | |
| | | | | | | | | | | |
| | | | | | | | | | | |





(D)(d) Statement showing details of locked-in shares

| Sr. No. | Ref- Num | Name of the shareholder | Number of locked-in shares | Locked-in shares as a percentage of total number of shares {i.e., Grand Total (A)+(B)+(C) indicated in Statement at para (I)(a) above} | Promoter/Promoter Group/Public |
|---------|----------|-------------------------|----------------------------|--|--------------------------------|
| 1 | 00038619 | GENDA LAL JAIN | 120015 | 1.061 | -Pro |
| 2 | 00038302 | PUSHPA JAIN | 429765 | 3.799 | -Pro |
| 3 | 00038604 | RAJESH JAIN | 400515 | 3.540 | -Pro |
| 4 | 00038355 | SEEMA JAIN | 286965 | 2.537 | -Pro |
| 5 | 00038623 | VINOD KUMAR JAIN | 432915 | 3.827 | -Pro |
| | | | | | |
| | | | | | |
| | | Total Locked in Shares | 1670175 | 14.764 | |

A handwritten signature is written over a circular stamp. The stamp contains the text "FINANCE", "INDIA", and "K" around its perimeter, with some illegible text in the center.

(II)(a) Statement showing details of Depository Receipts (DRs)

| Sr. No. | Ref-Num | Name of theHolder | Type of outstanding DR (ADRs, GDRs, SDRs, etc.) | Number of outstanding DRs | Number of shares underlying outstanding DRs | Shares underlying outstanding DRs as a percentage of total number of shares {i.e., Grand Total (A)+(B)+(C) indicated in Statement at para (I)(a) above} |
|---------|---------|-------------------|---|---------------------------|---|---|
| | | | | | | |

(II)(b) Statement showing Holding of Depository Receipts (DRs), where underlying shares held by Promoter/Promoter Group are in excess of 1% of the total number of shares

| Sr. No. | Ref-Num | Name of the DR Holder | Type of outstanding DR (ADRs, GDRs, SDRs, etc.) | Number of outstanding DRs | Number of shares underlying outstanding DRs | Shares underlying outstanding DRs as a percentage of total number of shares {i.e., Grand Total (A)+(B)+(C) indicated in Statement at para (D)(a) above} |
|---------|---------|-----------------------|---|---------------------------|---|---|
| | | | | | | |

