



## (1)(a) Statement showing Shareholding Pattern

Name of the Company:		SREI INFRASTRUCTURE FINANCE LIMITED			
Scrip Code:	BSE	523756	Name of the scrip:	BSE	SREINFRA
	NSE	-		NSE	SREINFRA
	CSE	29051		CSE	SREINFRA
Class of security:		Equity		Quarter ended:	
				31.03.2014	
Partly paid-up shares	No. of partly paid-up shares	As a % of total no. of partly paid-up shares	As a % of total no. of shares of the company		
Held by promoter/promoter group	Nil	Nil	Nil		
Held by public	Nil	Nil	Nil		
<b>Total</b>	<b>Nil</b>	<b>Nil</b>	<b>Nil</b>		
Outstanding convertible securities	No. of outstanding securities	As a % of total no. of outstanding convertible securities	As a % of total no. of shares of the company, assuming full conversion of the convertible securities		
Held by promoter/promoter group	Nil	Nil	Nil		
Held by public	Nil	Nil	Nil		
<b>Total</b>	<b>Nil</b>	<b>Nil</b>	<b>Nil</b>		
Warrants	No. of warrants	As a % of total no. of warrants	As a % of total no. of shares of the company, assuming full conversion of warrants		
Held by promoter/promoter group	Nil	Nil	Nil		
Held by public	Nil	Nil	Nil		
<b>Total</b>	<b>Nil</b>	<b>Nil</b>	<b>Nil</b>		
Total paid-up capital of the company, assuming full conversion of warrants and convertible securities		503086333 Equity shares of Rs. 10/- each			

Category Code	Category of Shareholder	Number of Shareholders	Total number of shares	Number of shares held in dematerialized form	Total shareholding as a percentage of total number of shares		Shares Pledged or otherwise encumbered	
					As a percentage of (A+B)	As a percentage of (A+B+C)	Number of shares	As a percentage (IX)= (VIII)/(IV)*100
(I)	(II)	(III)	(IV)	(V)	(VI)	(VII)	(VIII)	(IX)
(A)	Shareholding of Promoter and Promoter Group							
(1)	Indian							
(a)	Individuals/ Hindu Undivided Family	2	2182714	2182714	0.43	0.43	0	0.00
(b)	Central Government/ State Government(s)	0	0	0	0.00	0.00	0	0.00
(c)	Bodies Corporate	3	243181250	243181250	48.34	48.34	0	0.00
(d)	Financial Institutions/ Banks	0	0	0	0.00	0.00	0	0.00
(e)	Any Other (specify)	0	0	0	0.00	0.00	0	0.00
	<b>Sub-Total (A)(1)</b>	<b>5</b>	<b>245363964</b>	<b>245363964</b>	<b>48.77</b>	<b>48.77</b>	<b>0</b>	<b>0.00</b>




Category Code	Category of Shareholder	Number of Shareholders	Total number of shares	Number of shares held in dematerialized form	Total shareholding as a percentage of total number of shares		Shares Pledged or otherwise encumbered	
					As a percentage of (A+B)	As a percentage of (A+B+C)	Number of shares	As a percentage (IX)= (VIII)/(IV)*100
(I)	(II)	(III)	(IV)	(V)	(VI)	(VII)	(VIII)	(IX)
<b>(2)</b>	<b>Foreign</b>							
(a)	Individuals (Non-Resident Individuals/ Foreign individuals)	0	0	0	0.00	0.00	0	0.00
(b)	Bodies Corporate	0	0	0	0.00	0.00	0	0.00
(c)	Institutions	0	0	0	0.00	0.00	0	0.00
(d)	Qualified Foreign Investor	0	0	0	0.00	0.00	0	0.00
(e)	Any Other (specify)	0	0	0	0.00	0.00	0	0.00
	<b>Sub-Total (A)(2)</b>	<b>0</b>	<b>0</b>	<b>0</b>	<b>0.00</b>	<b>0.00</b>	<b>0</b>	<b>0.00</b>
<b>A</b>	<b>Total Shareholding of Promoter and Promoter Group (A)=(A)(1)+(A)(2)</b>	<b>5</b>	<b>245363964</b>	<b>245363964</b>	<b>48.77</b>	<b>48.77</b>	<b>0</b>	<b>0.00</b>
<b>(B)</b>	<b>Public Shareholding</b>						<b>N.A</b>	<b>N.A</b>
<b>(1)</b>	<b>Institutions</b>						<b>N.A</b>	<b>N.A</b>
(a)	Mutual Funds/UTI	3	1727388	1711268	0.34	0.34		
(b)	Financial Institutions/ Banks	3	158801	158801	0.03	0.03		
(c)	Central Government/ State Government(s)	0	0	0	0.00	0.00		
(d)	Venture Capital Funds	0	0	0	0.00	0.00		
(e)	Insurance Companies	0	0	0	0.00	0.00		
(f)	Foreign Institutional Investors	46	58987985	58807985	11.73	11.73		
(g)	Foreign Venture Capital Investors	0	0	0	0.00	0.00		
(h)	Qualified Foreign Investor	0	0	0	0.00	0.00		
(i)	Any Other (specify)	0	0	0	0.00	0.00		
	<b>Sub-Total (B)(1)</b>	<b>52</b>	<b>60874174</b>	<b>60678054</b>	<b>12.10</b>	<b>12.10</b>		



Category Code	Category of Shareholder	Number of Shareholders	Total number of shares	Number of shares held in dematerialized form	Total shareholding as a percentage of total number of shares		Shares Pledged or otherwise encumbered	
					As a percentage of (A+B)	As a percentage of (A+B+C)	Number of shares	As a percentage (IX)= (VIII)/(IV)*100
(I)	(II)	(III)	(IV)	(V)	(VI)	(VII)	(VIII)	(IX)
<b>(B) (2)</b>	<b>Non-institutions</b>						N.A	N.A
(a)	Bodies Corporate	1090	26404973	26297694	5.25	5.25		
(b)	Individuals -							
I	i. Individual shareholders holding nominal share capital up to Rs. 1 lakh	55345	29715976	28545708	5.91	5.91		
II	ii. Individual shareholders holding nominal share capital in excess of Rs. 1 lakh	498	77987974	77966339	15.50	15.50		
(c)	Qualified Foreign Investor	0	0	0	0.00	0.00		
(d)	Any Other (specify)							
(d-i)	Clearing Member	270	1125840	1125840	0.22	0.22		
(d-ii)	Foreign Company	1	1735717	0	0.35	0.35		
(d-iii)	Non Resident Individual	730	1836440	1820083	0.37	0.37		
(d-iv)	Trusts	5	58019675	58019675	11.53	11.53		
	<b>Sub-Total (B)(2)</b>	<b>57939</b>	<b>196826595</b>	<b>193775339</b>	<b>39.13</b>	<b>39.12</b>		
<b>B</b>	<b>Total Public Shareholding (B)=(B)(1)+(B)(2)</b>	<b>57991</b>	<b>257700769</b>	<b>254453393</b>	<b>51.23</b>	<b>51.22</b>	<b>N.A</b>	<b>N.A</b>
	<b>TOTAL (A)+(B)</b>	<b>57996</b>	<b>503064733</b>	<b>499817357</b>	<b>100.00</b>	<b>100.00</b>	<b>0</b>	<b>0.00</b>
<b>(C)</b>	<b>Shares held by Custodians and against which Depository Receipts have been issued</b>							
							N.A	N.A
(1)	Promoter and Promoter Group	0	0	0		0.00		
(2)	Public	1	21600	21600		0.00		
	<b>Sub-Total ( C )</b>	<b>1</b>	<b>21600</b>	<b>21600</b>		<b>0.00</b>		
	<b>GRAND TOTAL (A)+(B)+(C)</b>	<b>57997</b>	<b>503086333</b>	<b>499838957</b>	<b>N.A</b>	<b>100.00</b>	<b>0</b>	<b>0.00</b>

N.A. - Not Applicable



(1)(b) Statement showing holding of securities (including shares, warrants, convertible securities) of persons belonging to the category "Promoter and Promoter Group"

Sr. No.	Name of the Shareholder	Details of shares held		Encumbered Shares (*)			Details of warrants		Details of convertible securities		Total shares (including underlying shares assuming full conversion of warrants and convertible securities) as a % of diluted share capital (XII)
		No. of shares held	As a % of grand total (A)+(B)+(C)	No.	As a percentage (VI)=(V)/(III)* 100	As a % of grand total (A)+(B)+(C) of sub-clause (I)(a)	Number of warrants held	As a % number of warrants of the same class	Number of convertible securities held	As a % total number of convertible securities of the same class	
(I)	(II)	(III)	(IV)	(V)	(VI)=(V)/(III)* 100	(VII)	(VIII)	(IX)	(X)	(XI)	(XII)
1	HEMANT KANORIA	380000	0.08	0	0.00	0.00	0	0.00	0	0.00	0.08
2	SUNIL KANORIA	1802714	0.36	0	0.00	0.00	0	0.00	0	0.00	0.36
3	ADISRI INVESTMENT PRIVATE LIMITED	86702840	17.23	0	0.00	0.00	0	0.00	0	0.00	17.23
4	BHARAT CONNECT PRIVATE LIMITED	115588420	22.98	0	0.00	0.00	0	0.00	0	0.00	22.98
5	ADHYATMA COMMERCIAL PRIVATE LIMITED	40888990	8.13	0	0.00	0.00	0	0.00	0	0.00	8.13
	<b>TOTAL</b>	<b>245363964</b>	<b>48.77</b>	<b>0</b>	<b>0.00</b>	<b>0.00</b>	<b>0</b>	<b>0.00</b>	<b>0</b>	<b>0.00</b>	<b>48.77</b>

(\*) The term "encumbrance" has the same meaning as assigned to it in Regulations 28 (3) of the SAST Regulations, 2011




(l)(c)(i) Statement showing holding of securities (including shares, warrants, convertible securities) of persons belonging to the category "Public" and holding more than 1% of the total number of shares

Sr. No.	Name of the Shareholder	Number of shares held	Shares as percentage of total number of shares (i.e., Grand Total (A)+(B)+(C) indicated in statement at para (l) (a) above)	Details of warrants		Details of convertible securities		Total shares (including underlying shares assuming full conversion of warrants and convertible securities) as % of diluted shares capital
				Number of warrants held	As a % total number of warrants of the same class	Number of convertible securities held	% w.r.t. total number of convertible securities of the same class	
1	OPULENT VENTURE CAPITAL TRUST	57974595	11.52	0	0.00	0	0.00	11.52
2	SALIL KUMAR GUPTA JH-1: SRINIVASACHARI RAJAGOPAL (TRUSTEE OF SREI GROWTH TRUST)	48600000	9.66	0	0.00	0	0.00	9.66
3	FIDELITY INVESTMENT TRUST FIDELITY SERIES EMERGING MARKETS FUND	47462511	9.43	0	0.00	0	0.00	9.43
4	MILAN COMMERCIAL PRIVATE LIMITED	9714286	1.93	0	0.00	0	0.00	1.93
5	SUBRATA GHOSH (TRUSTEE OF SHRESTHA TRUST)	8204986	1.63	0	0.00	0	0.00	1.63
<b>TOTAL</b>		<b>171956378</b>	<b>34.18</b>	<b>0</b>	<b>0.00</b>	<b>0</b>	<b>0.00</b>	<b>34.18</b>


(l)(c)(ii) Statement showing holding of securities (including shares, warrants, convertible securities) of persons (together with PAC) belonging to the category "Public" and holding more than 5% of the total number of shares of the Company

Sr. No.	Name(s) of the Shareholder(s) and the Persons Acting in Concert (PAC) with them	Number of shares	Shares as percentage of total number of shares (i.e., Grand Total (A)+(B)+(C) indicated in statement at para (l) (a) above)	Details of warrants		Details of convertible securities		Total shares (including underlying shares assuming full conversion of warrants and convertible securities) as % of diluted shares capital
				Number of warrants	As a % total number of warrants of the same class	Number of convertible securities held	% w.r.t. total number of convertible securities of the same class	
1	OPULENT VENTURE CAPITAL TRUST	57974595	11.52	0	0.00	0	0.00	11.52
2	SALIL KUMAR GUPTA JH-1: SRINIVASACHARI RAJAGOPAL (TRUSTEE OF SREI GROWTH TRUST)	48600000	9.66	0	0.00	0	0.00	9.66
3	FIDELITY INVESTMENT TRUST FIDELITY SERIES EMERGING MARKETS FUND	47462511	9.43	0	0.00	0	0.00	9.43
<b>TOTAL</b>		<b>154037106</b>	<b>30.62</b>	<b>0</b>	<b>0.00</b>	<b>0</b>	<b>0.00</b>	<b>30.62</b>



(l)(d) Statement showing details of locked-in shares

Sr. No.	Name of the shareholder	Number of locked-in shares	Locked-in Shares as a percentage of total number of shares {i.e., Grand Total (A)+(B)+(C) indicated in Statement at para (l)(a) above}	Promoter / Promoter Group/ Public
1	Nil	0	0.00	Nil
<b>TOTAL</b>		<b>0</b>	<b>0.00</b>	



(II)(a) Statement showing details of Depository Receipts (DRs)

Sr. No.	Type of outstanding DR (ADRs, GDRs, SDRs, etc.)	Number of outstanding DRs	Number of shares underlying outstanding DRs	Shares underlying outstanding DRs as a percentage of total number of shares {i.e., Grand Total (A)+(B)+(C) indicated in Statement at para (I)(a) above}
1	Global Depository Receipts (GDRs)	5400	21600	0.00
<b>TOTAL</b>		<b>5400</b>	<b>21600</b>	<b>0.00</b>

(II)(b) Statement showing holding of Depository Receipts (DRs), where underlying shares held by 'promoter/promoter group' are in excess of 1% of the total number of shares

Sr. No.	Name of the DR Holder	Type of outstanding DR (ADRs, GDRs, SDRs, etc.)	Number of shares underlying outstanding DRs	Shares underlying outstanding DRs as a percentage of total number of shares {i.e., Grand Total (A)+(B)+(C) indicated in Statement at para (I)(a) above}
1	NIL	NIL	0	0.00
<b>TOTAL</b>			<b>0</b>	<b>0.00</b>

