

SPML INFRA LIMITED


Shareholding Pattern as on 30th June 2014

Scrip Code : BSE - 500402 | NSE - SPMLINFRA

Class Of Security : Equity


Introductory sub-table (I)(a)

Partly paid-up shares:-	No. of partly paid-up shares	As a % of total no. of partly paid-up shares	As a % of total no. of shares of the company
Held by promoter/promoter group	0	0	0
Held by public	0	0	0
Total	0	0	0
Outstanding convertible securities:-	No. of outstanding securities	As a % of total no. of outstanding convertible securities	As a % of total no. of shares of the company, assuming full conversion of the convertible securities
Held by promoter/promoter group	0	0	0
Held by public	0	0	0
Total	0	0	0
Warrants:-	No. of warrants	As a % of total no. of warrants	As a % of total no. of shares of the company, assuming full conversion of warrants
Held by promoter/promoter group	0	0	0
Held by public	0	0	0
Total	0	0	0
Total paid-up capital of the company, assuming full conversion of warrants and convertible securities	36650276	Shares of Rs.2/- each	



(I)(a) - Statement Showing Shareholding Pattern

Category code	Category of Shareholder	No of Share holders	Total No. of shares	Number of shares held in dematerialized form	Total shareholding as a percentage of total number of shares		Shares Pledged or otherwise encumbered	
					As a percentage of (A+B) ¹	As a percentage of (A+B+C)	Number of shares	As a percentage
(I)	(II)	(III)	(IV)	(V)	(VI)	(VII)	(VIII)	(IX) = (VIII)/(IV)*100
(A)	Shareholding of Promoter and Promoter Group²							
1	Indian							
(a)	Individuals/ Hindu Undivided Family	18	10970740	10970740	29.9336	29.9336		0.0000
(b)	Central Government/ State Government(s)	0	0	0	0.0000	0.0000		
(c)	Bodies Corporate	10	10845745	10845745	29.5925	29.5925		0.0000
(d)	Financial Institutions/ Banks	0	0	0	0.0000	0.0000		
(e)	Any Others(Specify)	0	0	0	0.0000	0.0000		
	Sub Total(A)(1)	28	21816485	21816485	59.5261	59.5261	0	0.0000
2	Foreign							
a	Individuals (Non-Residents Individuals/ Foreign Individuals)	0	0	0	0.0000	0.0000		
b	Bodies Corporate	0	0	0	0.0000	0.0000		
c	Institutions	0	0	0	0.0000	0.0000		
d	Qualified Foreign Investor	0	0	0	0.0000	0.0000		
e	Any Others(Specify)	0	0	0	0.0000	0.0000		
	Sub Total(A)(2)	0	0	0	0.0000	0.0000	0	
	Total Shareholding of Promoter and Promoter Group (A)= (A)(1)+(A)(2)	28	21816485	21816485	59.5261	59.5261	0	0.0000
(B)	Public shareholding							
(B) (1)	Institutions							
(a)	Mutual Funds/ UTI	1	13000	0	0.0355	0.0355		
(b)	Financial Institutions/ Banks	0	0	0	0.0000	0.0000		
(c)	Central Government/ State Government(s)	0	0	0	0.0000	0.0000		
(d)	Venture Capital Funds	0	0	0	0.0000	0.0000		
(e)	Insurance Companies	0	0	0	0.0000	0.0000		
(f)	Foreign Institutional Investors	0	0	0	0.0000	0.0000		
(g)	Foreign Venture Capital Investors	0	0	0	0.0000	0.0000		
(h)	Qualified Foreign Investor	0	0	0	0.0000	0.0000		




(i)	Any Other (specify)	0	0	0	0.0000	0.0000		
	Sub-Total (B)(1)	1	13000	0	0.0355	0.0355		
(B) (2)	Non-institutions							
(a)	Bodies Corporate	258	11968249	11953944	32.6553	32.6553		
(b)	Individuals				0.0000	0.0000		
I	Individual shareholders holding nominal share capital up to Rs 1 lakh	5431	2183859	1861341	5.9586	5.9586		
II	Individual shareholders holding nominal share capital in excess of Rs. 1 lakh.	4	574297	574297	1.5670	1.5670		
(c)	Qualified Foreign Investor	0	0	0	0.0000	0.0000		
(d)	Any Other (specify)				0.0000	0.0000		
(d-i)	Clearing Member	24	72987	72987	0.1991	0.1991		
(d-ii)	Non Resident Individual	57	21399	21399	0.0584	0.0584		
	Sub-Total (B)(2)	5774	14820791	14483968	40.4384	40.4384		
	Total Public Shareholding (B)= (B)(1)+(B)(2)	5775	14833791	14483968	40.4739	40.4739		
	TOTAL (A)+(B)	5803	36650276	36300453	100.0000	100.0000		
(C)	Shares held by Custodians and against which Depository Receipts have been issued							
1	Promoter and Promoter Group	0	0	0		0.00		0.00
2	Public	0	0	0		0.00		0.00
	Sub-Total (C)	0	0	0		0	0	0.00
	GRAND TOTAL (A)+(B)+(C)	5803	36650276	36298648		100.00	0	0.00

¹For determining public shareholding for the purpose of Clause 40A.

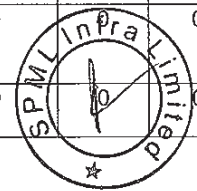
²For definitions of "Promoter" and "Promoter Group", refer to Clause 40A.

³For definitions of "Public Shareholding", refer to Clause 40A.



(I)(b) **Statement showing holding of securities (including shares, warrants, convertible securities) of persons belonging to the category "Promoter and Promoter Group"**

Sr. No.	Name of the shareholder	Details of Shares held		Encumbered shares(*)			Details of warrants		Details of convertible securities		Total Shares (including underlying shares assuming full conversion of warrants and convertible securities) as a % of diluted share capital
		No of shares held	As a % of grand total (A)+(B)+(C)	No.	As a %	As a % of grand total (A)+(B)+(C) of sub-clause (I)(a)	No of warrants held	As a % total number of warrants of the same class	No of convertible securities held	As a % total no of convertible securities of the same class	
(I)	(II)	(III)	(IV)	(V)	(VI)= (V)/(III) *100	(VII)	(VIII)	(IX)	(X)	(XI)	(XII)
1	ANIL KUMAR SETHI	1903335	5.19	0	0.00	0.00	0	0	0	0	5.19
2	SUBHASH CHAND SETHI	1523280	4.16	0	0.00	0.00	0	0	0	0	4.16
3	PRITI DEVI SETHI	1447025	3.95	0	0.00	0.00	0	0	0	0	3.95
4	SUSHIL KUMAR SETHI	1072735	2.93	0	0.00	0.00	0	0	0	0	2.93
5	HARSHVARDHAN SETHI	613930	1.68	0	0.00	0.00	0	0	0	0	1.68
6	DEEPAK SETHI	582250	1.59	0	0.00	0.00	0	0	0	0	1.59
7	ABHINANDAN SETHI	539735	1.47	0	0.00	0.00	0	0	0	0	1.47
8	PUNAM CHAND SETHI	494625	1.35	0	0.00	0.00	0	0	0	0	1.35
9	SUBHASH CHAND SETHI	450020	1.23	0	0.00	0.00	0	0	0	0	1.23
10	SUSHIL KUMAR SETHI	389870	1.06	0	0.00	0.00	0	0	0	0	1.06
11	PUNAM CHAND SETHI	372735	1.02	0	0.00	0.00	0	0	0	0	1.02
12	MAINA DEVI SETHI	351485	0.96	0	0.00	0.00	0	0	0	0	0.96
13	ANIL KUMAR SETHI	333735	0.91	0	0.00	0.00	0	0	0	0	0.91
14	SANDHYA RANI SETHI	263220	0.72	0	0.00	0.00	0	0	0	0	0.72
15	SUMAN SETHI	183735	0.50	0	0.00	0.00	0	0	0	0	0.50
16	SHILPA SETHI	181515	0.50	0	0.00	0.00	0	0	0	0	0.50
17	SUBHASH CHAND SETHI	174510	0.48	0	0.00	0.00	0	0	0	0	0.48
18	RISHAB SETHI	93000	0.25	0	0.00	0.00	0	0	0	0	0.25
19	ZOOM INDUSTRIAL SERVICES LTD	3073510	8.39	0	0.00	0.00	0	0	0	0	8.39
20	SPML INDIA LIMITED	2335735	6.37	0	0.00	0.00	0	0	0	0	6.37
21	20TH CENTURY ENGINEERING LIMITED	1437900	3.92	0	0.00	0.00	0	0	0	0	3.92
22	BHARAT HYDRO POWER	1391470	3.80	0	0.00	0.00	0	0	0	0	3.80




	CORPORATION LIMITED										
23	SPM ENGINEERS LIMITED	1279665	3.49	0	0.00	0.00	0	0	0	0	3.49
24	INTERNATIONAL CONSTRUCTIONS LIMITED	880945	2.40	0	0.00	0.00	0	0	0	0	2.40
25	ARIHANT LEASING AND HOLDING LIMITED	436020	1.19	0	0.00	0.00	0	0	0	0	1.19
26	SONAL AGENCIES PVT LTD	6500	0.02	0	0.00	0.00	0	0	0	0	0.02
27	RISHAB COMMERCIALS PRIVATE LIMITED	2000	0.01	0	0.00	0.00	0	0	0	0	0.01
28	ABHINANDAN ENTERPRISES PRIVATE LIMITED	2000	0.01	0	0.00	0.00	0	0	0	0	0.01
TOTAL		21816485	59.53	0	0.00	0.00	0	0	0	0	59.53

(*) The term "encumbrance" has the same meaning as assigned to it in regulation 28(3) of the SAST Regulations, 2011

(I)(c)(i) Statement showing holding of securities (including shares, warrants, convertible securities) of persons belonging to the category "Public" and holding more than 1% of the total number of shares

Sr. No.	Name of the shareholder	Number of shares held	Shares as a percentage of total number of shares (i.e., Grand Total (A)+(B)+(C) indicated in Statement at para (I)(a) above}	Details of warrants		Details of convertible securities		Total shares (including underlying shares assuming full conversion of warrants and convertible securities) as a % of diluted share capital
				Number of warrants held	As a % total number of warrants of the same class	Number of convertible securities held	% w.r.t total number of convertible securities of the same class	
1	CLIENT ROSEHILL LIMITED	3521575	9.6086	0	0	0	0	9.6086
2	UDGAM COMMERCIAL LIMITED	2080202	5.6758	0	0	0	0	5.6758
3	CVCIGP II EMPLOYEE ROSEHILL LIMITED	1972301	5.3814	0	0	0	0	5.3814
4	MAYANK SECURITIES PVT. LTD.	1155009	3.1514	0	0	0	0	3.1514
5	TECHNO MECHANICAL SERVICES PVT LTD	728982	1.9890	0	0	0	0	1.989
6	SYSTEMATIX FINCORP INDIA LIMITED	654583	1.7860	0	0	0	0	1.786
7	AGILITY CONSULTANCY PRIVATE LIMITED	439997	1.2005	0	0	0	0	1.2005
8	ASHISH DHAWAN	374671	1.0223	0	0	0	0	1.0223
TOTAL		10927320	29.8151	0	0	0	0	29.815



(I)(c)(ii) Statement showing holding of securities (including shares, warrants, convertible securities) of persons (together with PAC) belonging to the category "Public" and holding more than 5% of the total number of shares of the Company


Sr. No.	Name(s) of the shareholder(s) and the Persons Acting in Concert (PAC) with them	Number of shares	Shares as a percentage of total number of shares (i.e., Grand Total (A)+(B)+(C) indicated in Statement at para (I)(a) above)	Details of warrants.		Details of convertible securities		Total shares (including underlying shares assuming full conversion of warrants and convertible securities) as a % of diluted share capital
				Number of warrants	As a % total number of warrants of the same class	Number of convertible securities held	% w.r.t total number of convertible securities of the same class	
1	CLIENT ROSEHILL LIMITED	3521575	9.6086	0	0	0	0	9.6086
2	UDGAM COMMERCIAL LIMITED	2080202	5.6758	0	0	0	0	5.6758
3	CVCIGP II EMPLOYEE ROSEHILL LIMITED	1972301	5.3814	0	0	0	0	5.3814
	TOTAL	7574078	20.6658	0	0	0	0	20.6658

(I)(d) Statement showing details of locked-in shares

Sr. No.	Name of the shareholder	Number of locked-in shares	Locked-in shares as a percentage of total number of shares (i.e., Grand Total (A)+(B)+(C) indicated in Statement at para (I)(a) above)	Promoter/Promoter Group/ Public
NIL				

(II)(a) Statement showing details of Depository Receipts (DRs)

Sr. No.	Type of outstanding DR (ADRs, GDRs, SDRs, etc.)	Number of outstanding DRs	Number of shares underlying outstanding DRs	Shares underlying outstanding DRs as a percentage of total number of shares (i.e., Grand Total (A)+(B)+(C) indicated in Statement at para (I)(a) above)
NIL				



(II)(b) Statement showing holding of Depository Receipts (DRs), where underlying shares held by "promoter/promoter group" are in excess of 1% of the total number of shares

Sr. No.	Name of the DR Holder	Type of outstanding DR (ADRs, GDRs, SDRs, etc.)	Number of shares underlying outstanding DRs	Shares underlying outstanding DRs as a percentage of total number of shares {i.e., Grand Total (A)+(B)+(C) indicated in Statement at para (I)(a) above}
NIL				

For SPML Infra Limited



Abhay Raj Singh
Company Secretary

