

Introductory sub-table (I)(a)

Name of the Company: SGN Telecoms Limited

Scrip Code, Name of the scrip, class of security: 531812, Equity Shares

Quarter ended: 30.09.2014


	No. of partly paid-up shares	As a % of total no. of partly paid-up shares	As a % of total no. of shares of the company
Partly paid-up shares:-			
Held by promoter/promoter group	0		0
Held by public	0		0
Total	0		0

	No. of outstanding securities	As a % of total no. of outstanding convertible securities	As a % of total no. of shares of the company, assuming full conversion of the convertible securities
Outstanding convertible securities:-			
Held by promoter/promoter group	0		0
Held by public	0		0
Total	0		0

	No. of warrants	As a % of total no. of warrants	As a % of total no. of shares of the company, assuming full conversion of warrants
Warrants:-			
Held by promoter/promoter group	0		0
Held by public	0		0
Total	0		0


Total paid-up capital of the company, assuming full conversion of warrants and convertible securities

80809900 0 0



 Sumnder Singh
 Director / Managing Director

Statement Showing Shareholding Pattern


Category code	Category of Shareholders	Number of Shareholders	Table I(a)		Total shareholding as a percentage of total number of shares		Shares Pledged or otherwise encumbered	As a percentage
			Total number of shares	Number of shares held in dematerialized form	As a percentage of (A+B) ¹	As a percentage of (A+B+C)		
(I)	(II)	(III)	(IV)	(V)	(VI)	(VII)	(VIII)	(IX)
(A)	Shareholding of Promoter and							
1	Indian							
(a)	Individuals/ Hindu Undivided Family							
		7	19790000	11790000	24.49	24.49	0	0.00
(b)	Central Government/ State Government(s)	0	0	0	0.00	0.00	0	0.00
(c)	Bodies Corporate	0	0	0	0.00	0.00	0	0.00
(d)	Financial Institutions/ Banks	0	0	0	0.00	0.00	0	0.00
(e)	Any Others(Specify)	0	0	0	0.00	0.00	0	0.00
(e-i)		0	0	0	0.00	0.00	0	0.00
(e-ii)		0	0	0	0.00	0.00	0	0.00
	Sub Total(A)(1)	7	19790000	11790000	24.49	24.49	0	0.00
2	Foreign	0	0	0			0	0.00

For S. G. N. Telecoms Ltd.

 Director / Managing Director


a	Individuals (Non-Residents Individuals/ Foreign Individuals)	0	0	0	0	0.00	0.00	0	0.00
b	Bodies Corporate	0	0	0	0	0.00	0.00	0	0.00
c	Institutions	0	0	0	0	0.00	0.00	0	0.00
d	Qualified Foreign Investor	0	0	0	0	0.00	0.00	0	0.00
e	Any Others(Specify)	0	0	0	0	0.00	0.00	0	0.00
e-i		0	0	0	0	0.00	0.00	0	0.00
e-ii		0	0	0	0	0.00	0.00	0	0.00
	Sub Total(A)(2)	0	0	0	0	0.00	0.00	0	0.00
	Total Shareholding of Promoter and	7	19790000	11790000	24.49	24.49	0	0.00	0.00
(B)	Public shareholding								
1	Institutions								
(a)	Mutual Funds/ UTI	0	0	0	0.00	0.00	0	0.00	0.00
(b)	Financial Institutions / Banks	1	10000	10000	0.01	0.01	0	0.00	0.00
(c)	Central Government/ State Government(s)	0	0	0	0.00	0.00	0	0.00	0.00
(d)	Venture Capital Funds	0	0	0	0.00	0.00	0	0.00	0.00
(e)	Insurance Companies	0	0	0	0.00	0.00	0	0.00	0.00
(f)	Foreign Institutional Investors	0	0	0	0.00	0.00	0	0.00	0.00
(g)	Foreign Venture Capital Investors	0	0	0	0.00	0.00	0	0.00	0.00
(h)	Qualified Foreign Investor	0	0	0	0.00	0.00	0	0.00	0.00
(i)	Any Other (specify)	0	0	0	0.00	0.00	0	0.00	0.00
(i-ii)		0	0	0	0.00	0.00	0	0.00	0.00
(i-ii)		0	0	0	0.00	0.00	0	0.00	0.00
	Sub-Total (B)(1)	1	10000	10000	0.01	0.01	0	0.00	0.00
B 2	Non-institutions								

For S. G. N Telecoms Ltd.

 Director / Managing Director

(a)	Bodies Corporate	158	3425637	3425367	4.24	4.24	0	0.00
(b)	Individuals							
	Individuals - i. Individual shareholders holding nominal share capital up to Rs 1 lakh	10563	46059198	45881768	57.00	57.00	0	0.00
II	ii. Individual shareholders holding nominal share capital in excess of Rs. 1 lakh.	46	8777024	8777024	10.86	10.86	0	0.00
(c)	Qualified Foreign Investor	0	0	0	0.00	0.00	0	0.00
(d)	Any Other (specify)	0	0	0	0.00	0.00	0	0.00
(d-i)	Clearing Member	25	666341	666341	0.82	0.82	0	0.00
(d-ii)	Non-resident Indians/OCB	173	2081700	63700	2.58	2.58	0	0.00
	Sub-Total (B)(2)	10965	61009900	58814200	75.50	75.50	0	0.00
(B)	Total Public Shareholding (B) = (B)(1)+(B)(2)	10966	61019900	58824200	75.51	75.51	0	0.00
	TOTAL (A)+(B)	10973	80809900	70614200	100.00	100.00	0	0.00
(C)	Shares held by Custodians and against which Depository Receipts have been issued							
1	Promoter and Promoter Group	0	0	0	0	0.00	0	0.00
2	Public	0	0	0	0	0.00	0	0.00
	Sub-Total (C)	0	0	0	0	0	0	0.00
	GRAND TOTAL (A)+(B)+(C)	10973	80809900	70614200	100.00	100.00	0	0.00

For S. G. N. Telecom Ltd.

 Director / Managing Director

Sr.No	Notes
1	
2	
3	
4	
5	
6	
7	
8	
9	



 For S. G. N. Telecoms Ltd.

Director / Managing Director

(I)(b) Statement showing holding of securities (including shares, warrants, convertible securities) of persons belonging to the category "Promoter and Promoter Group"

Sr. No.	Name of the shareholder	Details of Shares held			Encumbered shares (*)		Details of warrant			Details of convertible securities		Total shares (including underlying shares assuming full conversion of warrants and convertible securities) as a % of
		Number of shares held	As a % of grand total (A)+(B)+(C)	No.	As a percentage (V)=(V)/(III)*100	As a % of grand total (A)+(B)+(C) of sub-clause (I)(a)	Number of warrants held	As a % total number of warrants of the same class	Number of convertible securities held	As a % total number of convertible securities of the same class		
(i)	(ii)	(iii)	(iv)	(v)	(vi)=(v)/(iii)*100	(vii)	(viii)	(ix)	(x)	(xi)	(xii)	
1	PARMINDER KAUR	997600	1.23		0.00	0.00	0	0	0	0	1.23	
2	PARAMJIT KAUR	58000	0.07		0.00	0.00	0	0	0	0	0.07	
3	ANUREET	3527200	4.36		0.00	0.00	0	0	0	0	4.36	
4	SURINDER SINGH	10734100	13.28		0.00	0.00	0	0	0	0	13.28	
5	DAVINDER SINGH	48000	0.06		0.00	0.00	0	0	0	0	0.06	
6	AMAN DEEP SINGH	4425100	5.48		0.00	0.00	0	0	0	0	5.48	
	TOTAL	19790000	24.49	0	0.00	0.00	0	0	0	0	24.49	


(*) The term "encumbrance" has the same meaning as assigned to it in regulation 28(3) of the SAST Regulations, 2011

For S. G. N. Telecoms
Sunder S

Director / Managing D


(D)(c)(i) Statement showing holding of securities (including shares, warrants, convertible securities) of persons belonging to the category "Public" and holding more than 1% of the total number of shares

Sr. No.	Name of the shareholder	Number of shares held	Shares as a percentage of total number of shares {i.e., Grand Total (A)+(B)+(C) indicated in Statement at para (D)(a) above}	Details of warrants		Details of convertible securities		Total shares (including underlying shares assuming full conversion of warrants and convertible securities) as a % of diluted share capital
				Number of warrants held	As a % of total number of warrants of the same class	Number of convertible securities held	% w.r.t total number of convertible securities of the same class	
1	MOHAMED SHAUKATHULLA	1319000	1.63	0	0	0	0	1.63
TOTAL		1319000	1.63	0	0	0	0	1.63

For S. G. N. Telecoms Ltd.

 Director / Managing Director

(I)(c)(ii) Statement showing holding of securities (including shares, warrants, convertible securities) of persons (together with PAC) belonging to the category "Public" and holding more than 5% of the total number of shares of the company


Sr. No.	Name(s) of the shareholder(s) and the Persons Acting in Concert (PAC) with them	Number of shares	Shares as a percentage of total number of shares {i.e., Grand Total (A)+(B)+(C) indicated in Statement at para (I)(a) above}	Details of warrants		Details of convertible securities		Total shares (including underlying shares assuming full conversion of warrants and convertible securities) as % of diluted share capital
				Number of warrants	As a % total number of warrants of the same class	Number of convertible securities held	% w.r.t total number of convertible securities of the same class	
1	N.A.	N.A.	N.A.	N.A.	N.A.	N.A.	N.A.	N.A.

For S. G. N. Telecoms Ltd.


Director / Managing Director


(1)(d) Statement showing details of locked-in shares

Sr. No.	Name of the shareholder	Number of locked-in shares	Locked-in shares as a percentage of total number of shares {i.e., Grand Total (A)+(B)+(C) indicated in Statement at para (1)(a) above}
1	SURINDER SINGH	8000000	9.90
TOTAL		8000000	9.90

For S. G. N. Telecoms Ltd

Director / Managing Director


(II)(a) Statement showing details of Depository Receipts (DRs)

Sr. No.	Type of outstanding DR (ADRs, GDRs, SDRs, etc.)	Number of outstanding DRs	Number of shares underlying outstanding DRs	Shares underlying outstanding DRs percentage of total number of shares {i.e., Grand Total (A)+(B)+(C) indi in Statement at para (I)(a) above}
1	N.A.	N.A.	N.A.	N.A.
2				0.00

For S. G. N. Telecoms Ltd.

 Director / Managing Director

(II)(b) Statement showing holding of Depository Receipts (DRs), where underlying shares held by "promoter/promoter group" are in excess of 1% of the total number of shares

Sr. No.	Name of the DR Holder	Type of outstanding DR (ADRs, GDRs, SDRs, etc.)	Number of shares underlying outstanding DRs	Shares underlying outstanding DRs as percentage of total number of shares { Grand Total (A)+(B)+(C) indicated in Statement at para (I)(a) above}
1	N.A.	N.A.	N.A.	N.A.

For S. G. N. Telecoms Ltd.

 Director / Managing Director