

Introductory sub-table (I)(a)

Name of the Company: SGN Telecoms Limited

Scrip Code, Name of the scrip, class of security: 531812, Equity Shares

Quarter ended: 31.03.2015

Partly paid-up shares:-		No. of partly paid-up shares	As a % of total no. of partly paid-up shares	As a % of total no. of shares of the company
Held by promoter/promoter group			0	0
Held by public			0	0
Total		0	0	0


Outstanding convertible securities:-		No. of outstanding securities	As a % of total no. of outstanding convertible securities	As a % of total no. of shares of the company, assuming full conversion of the convertible securities
Held by promoter/promoter group			0	0
Held by public			0	0
Total		0	0	0

Warrants:-		No. of warrants	As a % of total no. of warrants	As a % of total no. of shares of the company, assuming full conversion of warrants
Held by promoter/promoter group			0	0
Held by public			0	0
Total		0	0	0

Total paid-up capital of the company, assuming full conversion of warrants and convertible securities

80809900

0

For S. G. N. Telecoms Ltd.

 Director / Managing Director

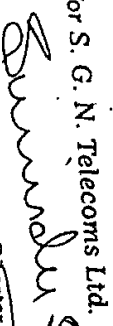
Statement Showing Shareholding Pattern

Category Shareholder code	Category of Shareholder	Number of Shares	Total number of shares	Table I(a)		Total shareholding as a percentage of total number of shares		Shares Pledged or otherwise encumbered	As a percentage
				Number of shares held in dematerialized form	Number of shares held in physical form	As a percentage of (A+B) ¹	As a percentage of (A+B+C)		
(I)	(II)	(III)	(IV)	(V)	(VI)	(VII)	(VIII)	(IX)	
(A)	Shareholding of Promoter and Indian								
(a)	Individuals/ Hindu Undivided Family								
(b)	Central Government/ State Government(s)	7	19790000	11790000	24.49	24.49	0	0.00	
(c)	Bodies Corporate	0	0	0	0.00	0.00	0	0.00	
(d)	Financial Institutions/ Banks	0	0	0	0.00	0.00	0	0.00	
(e)	Any Others (Specify)	0	0	0	0.00	0.00	0	0.00	
(e-1)	Mr. C. N. TELANGANI	0	0	0	0.00	0.00	0	0.00	
(e-1i)	Mr. C. N. TELANGANI	0	0	0	0.00	0.00	0	0.00	
	<i>Sumanth Sanyal</i> Director / Managing Director								
	Sub Total(A)(I)	7	19790000	11790000	24.49	24.49	0	0.00	
2	Foreign								
a	Individuals (Non-Residents Individuals/ Foreign Individuals)	0	0	0	0.00	0.00	0	0.00	
b	Bodies Corporate	0	0	0	0.00	0.00	0	0.00	
c	Institutions	0	0	0	0.00	0.00	0	0.00	


d	Qualified Foreign Investor	0	0	0	0	0	0	0	0	0	0	0	0	0	0	0	0	0	0
e	Any Others (Specify)	0	0	0	0	0	0	0	0	0	0	0	0	0	0	0	0	0	0
e-i		0	0	0	0	0	0	0	0	0	0	0	0	0	0	0	0	0	0
e-ii		0	0	0	0	0	0	0	0	0	0	0	0	0	0	0	0	0	0
	Sub Total(A)(2)	0	0	0	0	0	0	0	0	0	0	0	0	0	0	0	0	0	0
	Total Shareholding of Promoter and	7	19790000	11790000	24.49	24.49	0	0	0	0	0	0	0	0	0	0	0	0	0
(B)	Public shareholding																		
1	Institutions																		
(a)	Mutual Funds/ UTI	0	0	0	0	0	0	0	0	0	0	0	0	0	0	0	0	0	0
(b)	Financial Institutions / Banks	1	10000	10000	0.01	0.01	0.01	0.01	0	0	0	0	0	0	0	0	0	0	0
(c)	Central Government/ State Government(s)	0	0	0	0	0	0	0	0	0	0	0	0	0	0	0	0	0	0
(d)	Venture Capital Funds	0	0	0	0	0	0	0	0	0	0	0	0	0	0	0	0	0	0
(e)	Insurance Companies	0	0	0	0	0	0	0	0	0	0	0	0	0	0	0	0	0	0
(f)	Foreign Institutional Investors	0	0	0	0	0	0	0	0	0	0	0	0	0	0	0	0	0	0
(g)	Foreign Venture Capital Investors	0	0	0	0	0	0	0	0	0	0	0	0	0	0	0	0	0	0
(h)	Qualified Foreign Investor	0	0	0	0	0	0	0	0	0	0	0	0	0	0	0	0	0	0
(i)	Any Other (Specify)	0	0	0	0	0	0	0	0	0	0	0	0	0	0	0	0	0	0
(i-i)		0	0	0	0	0	0	0	0	0	0	0	0	0	0	0	0	0	0
(i-ii)		0	0	0	0	0	0	0	0	0	0	0	0	0	0	0	0	0	0
	Sub-Total (B)(1)	1	10000	10000	0.01	0.01	0.01	0.01											
	Director / Managing Director																		
B 2	Non-institutions																		
(a)	Bodies Corporate	158	3425137	3425367	4.24	4.24													
(b)	Individuals																		
	Individuals -i. Individual shareholders holding nominal share capital up to Rs 1 lakh	104636	46058718	45881768	57.00	57.00													
II	ii. Individual shareholders holding nominal share capital in excess of Rs. 1 lakh.	46	8777024	8777024	10.86	10.86													

For S. G. N. Telecoms Ltd.
Suresh Kumar Singh
 Director / Managing Director

(c)	Qualified Foreign Investor	0	0	0	0.00	0.00	0	0.00
(d)	Any Other (specify)	0	0	0	0.00	0.00	0	0.00
(d-i)	Clearing Member	20	666321	666321	0.82	0.82	0	0.00
		173	2081700	63700	2.58	2.58	0	0.00
(d-ii)	Non-resident Indians/OCB						0	0.00
	Sub-Total (B)(2)	105033	61008900	58814180	75.50	75.50	0	0.00
(B)	Total Public Shareholding (B)= (B)(1)+(B)(2)	105034	61018900	58824180	75.51	75.51	0	0.00
	TOTAL (A)+(B)	105041	80808900	70614180	100.00	100.00	0	0.00
(C)	Shares held by Custodians and against which Depository Receipts have been issued	0	0	0	0	0.00	0	0.00
1	Promoter and Promoter Group	0	0	0	0	0.00	0	0.00
2	Public	0	0	0	0	0	0	0.00
	Sub-Total (C)							
	GRAND TOTAL (A)+(B)+(C)	105041	80808900	70614180		100.00	0	0.00

For S. G. N. Telecoms Ltd.

 Director / Managing Director

Sr.No	Notes
1	
2	
3	
4	
5	
6	
7	
8	
9	

For S. G. N. Telecoms Ltd.

Director / Managing Director

(1)(b) Statement showing holding of securities (including shares, warrants, convertible securities) of persons belonging to the category "Promoter and Promoter Group"


Sr. No.	Name of the shareholder	Details of Shares held			Encumbered shares (*)		Details of warrants			Details of convertible securities		Total shares (including underlying shares assuming full conversion of warrants and convertible securities) as a % of diluted share capital
		Number of shares held	As a % of grand total (A)+(B)+(C)	No.	As a percentage (V)=(V)/(III)*100	As a % of grand total (A)+(B)+(C) of sub-clause (I)(a)	Number of warrants held	As a % total number of warrants of the same class	Number of convertible securities held	As a % total number of convertible securities of the same class		
(i)	(ii)	(iii)	(iv)	(v)	(vi)	(vii)	(viii)	(ix)	(x)	(xi)	(xii)	
1	PARMINDER KA	997600	1.23		0.00	0.00	0	0	0	0	1.23	
2	PARAMJIT KAUI	58000	0.07		0.00	0.00	0	0	0	0	0.07	
3	ANUREET	3527200	4.36		0.00	0.00	0	0	0	0	4.36	
4	SURINDER SINGH	10734100	13.28		0.00	0.00	0	0	0	0	13.28	
5	DAVINDER SINGH	48000	0.06		0.00	0.00	0	0	0	0	0.06	
6	AMAN DEEP SINGH	4425100	5.48		0.00	0.00	0	0	0	0	5.48	
	TOTAL	19790000	24.49	0	0.00	0.00	0	0	0	0	24.49	

(*) The term "encumbrance" has the same meaning as assigned to it in regulation 28(3) of the SAST Regulations, 2011

Surinder Singh
 Director / Managing Director


(1)(c)(i) Statement showing holding of securities (including shares, warrants, convertible securities) of persons belonging to the category "Public" and holding more than 1% of the total number of shares

Sr. No.	Name of the shareholder	Number of shares held	Shares as a percentage of total number of shares {i.e., Grand Total (A)+(B)+(C) indicated in Statement at para (1)(a) above}	Details of warrants			Details of convertible securities		Total shares (including underlying shares assuming full conversion of warrants and convertible securities) as a % of diluted share capital
				Number of warrants held	As a % of total number of warrants of the same class	Number of convertible securities held	% w.r.t total number of convertible securities of the same class		
1	MOHAMED SHAUKATHULLA	1319000	1.63	0	0	0	0	0	1.63
TOTAL		1319000	1.63	0	0	0	0	0	1.63

For S. G. N. Telecoms Ltd.

 Director / Managing Director


(D)(c)(ii) Statement showing holding of securities (including shares, warrants, convertible securities) of persons (together with PAC) belonging to the category "Public" and holding more than 5% of the total number of shares of the company

Sr. No.	Name(s) of the shareholder(s) and the Persons Acting in Concert (PAC) with them	Number of shares	Shares as a percentage of total number of shares i.e., Grand Total (A)+(B)+(C) indicated in Statement at para (D)(a) above	Details of warrants		Details of convertible securities		Total shares (including underlying shares assuming full conversion of warrants and convertible securities) as a % of diluted share capital
				Number of warrants	As a % total number of warrants of the same class	Number of convertible securities held	% w.r.t total number of convertible securities of the same class	
1	N.A.	N.A.	N.A.	N.A.	N.A.	N.A.	N.A.	N.A.

For S. G. N. Telecoms Ltd.

 Director / Managing Director


(1)(d) Statement showing details of locked-in shares

Sr. No.	Name of the shareholder	Number of locked-in shares	Locked-in shares as a percentage of total number of shares (i.e., Grand Total (A)+(B)+(C) indicated in Statement at para (1)(a) above}
1	SURINDER SINGH	8000000	9.90
TOTAL		8000000	9.90

For S. G. N. Telecoms Ltd.

 Director / Managing Director

(11)(a) Statement showing details of Depository Receipts (DRs)

Sr. No.	Type of outstanding DR (ADRs, GDRs, SDRs, etc.)	Number of outstanding DRs	Number of shares underlying outstanding DRs	Shares underlying outstanding DRs as a percentage of total number of shares {i.e., Grand Total (A)+(B)+(C) indicated in Statement at para (1)(a) above}
1	N.A.	N.A.	N.A.	N.A.
2				0.00

For S. G. N. Telecoms Ltd.

Director / Managing Director

(1)(b) Statement showing holding of Depository Receipts (DRs), where underlying shares held by "promoter/promoter group" are in excess of 1% of the total number of shares

Sr. No.	Name of the DR Holder	Type of outstanding DR (ADRs, GDRs, SDRs, etc.)	Number of shares underlying outstanding DRs	Shares underlying outstanding DRs as a percentage of total number of shares {i.e., Grand Total (A)+(B)+(C) indicated in Statement at para (d) above}
1	N.A.	N.A.	N.A.	N.A.

For S. G. N. Telecoms Ltd.

Srinivas Sin
Director / Managing Director