

(I)(a) Statement showing Shareholding Pattern

Name of the Company : Rural Electrification Corporation Limited

Scrip Code, Name of the scrip, class of security : RECLTD


As on Date : 30-Jun-2014

Partly paid-up shares	No. of partly paid-up shares	As a % of total no. of partly paid-up Shares	As a % of total no. of shares of the company
Held by promoter/promoter group	0	0	0
Held by public	0	0	0
Total	0	0	0
Outstanding convertible securities	No. of outstanding securities	As a % of total no. of outstanding convertible securities	As a % of total no. of shares of the company, assuming full conversion of the convertible securities
Held by promoter/promoter group	0	0	0
Held by public	0	0	0
Total	0	0	0
Warrants	No. of warrants	As a % of total no. of warrants	As a % of total no. of shares of the company, assuming full conversion of Warrants
Held by promoter/promoter group	0	0	0
Held by public	0	0	0
Total	0	0	0
Total paid-up capital of the company, assuming full conversion of warrants and convertible securities	987459000		



(I)(a) Statement showing Shareholding Pattern

Sr. no.	Category of shareholder	Number of shareholders	Total number of shares	Number of shares held in dematerialized form	Total shareholding as a percentage of total number of shares		Shares Pledged or otherwise encumbered	
					As a percentage of (A+B) ¹ (VI)	As a percentage of (A+B+C) (VII)	Number of shares (VIII)	As a percentage (IX) = (VIII) / (IV) * 100
(I)	(II)	(III)	(IV)	(V)	(VI)	(VII)	(VIII)	(IX)
(A)	Promoter and Promoter Group ²							
(1)	Indian							
(a)	Individuals/Hindu Undivided Family	0	0	0	0.00	0.00	0	0
(b)	Central Government/State Government(s)	1	648168218	648168218	65.64	65.64	0	0.00
(c)	Bodies Corporate	0	0	0	0.00	0.00	0	0
(d)	Financial Institutions/Banks	0	0	0	0.00	0.00	0	0
(e)	Any Other (Total)	0	0	0	0.00	0.00	0	0
	Sub-Total (A)(1)	1	648168218	648168218	65.64	65.64	0	0.00
(2)	Foreign							
(a)	Individuals (Non-Resident Individuals/Foreign Individuals)	0	0	0	0.00	0.00	0	0.00
(b)	Bodies Corporate	0	0	0	0.00	0.00	0	0.00
(c)	Institutions	0	0	0	0.00	0.00	0	0.00
(d)	Qualified Foreign Investor	0	0	0	0.00	0.00	0	0.00
(e)	Any Other (Total)	0	0	0	0.00	0.00	0	0.00
	Sub-Total (A)(2)	0	0	0	0.00	0.00	0	0.00
	Total Shareholding of Promoter and Promoter Group (A) = (A)(1)+(A)(2)	1	648168218	648168218	65.64	65.64	0	0.00
(B)	Public shareholding ³							



(1) Institutions									
(a)	Mutual Funds/UTI	75	33618793	33618793	3.40	3.40	N.A.	N.A.	
(b)	Financial Institutions/Banks	17	6591136	6591136	0.67	0.67	N.A.	N.A.	
(c)	Central Government/State Government(s)	0	0	0	0.00	0.00	N.A.	N.A.	
(d)	Venture Capital Funds	0	0	0	0.00	0.00	N.A.	N.A.	
(e)	Insurance Companies	25	51489212	51489212	5.21	5.21	N.A.	N.A.	
(f)	Foreign Institutional Investors	467	189992905	189992905	19.24	19.24	N.A.	N.A.	
(g)	Foreign Venture Capital Investors	0	0	0	0.00	0.00	N.A.	N.A.	
(h)	Qualified Foreign Investor	0	0	0	0.00	0.00	N.A.	N.A.	
(i)	Any Other (Total)	0	0	0	0.00	0.00	N.A.	N.A.	
	Sub-Total (B)(1)	584	281692046	281692046	28.53	28.53	N.A.	N.A.	
(2) Non-institutions									
(a)	Bodies Corporate	1237	30066198	30066198	3.04	3.04	N.A.	N.A.	
(b)	Individuals - i. Individual Shareholders Holding Nominal Share Capital Up To >Rs. 1 Lakh.	211799	24100845	24087920	2.44	2.44	N.A.	N.A.	
	Individuals - ii. Individual Shareholders Holding Nominal Share Capital In Excess Of Rs. 1 Lakh	71	1742849	1742849	0.18	0.18	N.A.	N.A.	
(c)	Qualified Foreign Investor	0	0	0	0.00	0.00	N.A.	N.A.	
(d)	Any Other (Total)	1946	1688844	1688844	0.17	0.17	N.A.	N.A.	
(d1)	Clearing Members	238	806126	806126	0.08	0.08	N.A.	N.A.	
(d2)	Non-Resident Indians	1688	577557	577557	0.06	0.06	N.A.	N.A.	
(d3)	Trusts	20	305161	305161	0.03	0.03	N.A.	N.A.	
	Sub-Total (B)(2)	215053	57598736	57585811	5.83	5.83	N.A.	N.A.	
	Total Public Shareholding (B) = (B)(1)+(B)(2)	215637	339290782	339277857	34.36	34.36	N.A.	N.A.	
	TOTAL (A)+(B)	215638	987459000	987446075	100.00	100.00	0	0.00	



1)(c) Statement showing Shareholding of persons belonging to the category "Public" and holding more than 1% of the total number of shares

Sr. No.	Name of the shareholder	PAN of the Shareholder	Number of shares	Shares as a percentage of total number of shares {i.e., Grand Total (A)+(B)+(C) indicated in Statement at para (1)(a) above}	Details of warrants		Details of convertible securities		Total shares (including underlying shares assuming full conversion of warrants and convertible securities) as a % of diluted
					Number of warrants held	As a % total number of warrants of the same class	Number of convertible securities held	% w.r.t total number of convertible securities of the same class	
1	LIFE INSURANCE CORPORATION OF INDIA	AAACL0582H	41783217	4.23	0	0.00	0	0.00	4.23
2	DB INTERNATIONAL (ASIA) LTD.	AABCB1383K	18904532	1.91	0	0.00	0	0.00	1.91
3	HDFC STANDARD LIFE INSURANCE COMPANY LIMITED	AAACH8755L	15834216	1.60	0	0.00	0	0.00	1.6
4	HSBC GLOBAL INVESTMENT FUNDS A/C HSBC GIF MAURITIUS LIMITED	AAACH2172B	10834291	1.10	0	0.00	0	0.00	1.1
	TOTAL		87356256	8.85	0	0.00	0	0.00	8.84




I)(c) Statement showing Shareholding of persons belonging to the category "Public" and holding more than 5% of the total number of shares

Sr. No.	Name of the shareholder	PAN of the Shareholder	Number of shares	Shares as a percentage of total number of shares {i.e., Grand Total (A)+(B)+(C) indicated in Statement at para (I)(a) above}	Details of warrants		Details of convertible securities		Total shares (including underlying shares assuming full conversion of warrants and convertible securities) as a % of diluted
					Number of warrants held	As a % total number of warrants of the same class	Number of convertible securities held	% w.r.t total number of convertible securities of the same class	
1	LIFE INSURANCE CORPORATION OF INDIA alongwith its PAC	AAACL0582H	55262540	5.60	0	0.00	0	0.00	5.60
	TOTAL		55262540	5.60	0	0.00	0	0.00	5.60

I)(d) Statement showing details of locked-in shares

Sr. No.	Name of the shareholder	PAN of the Shareholder	Number of locked-in shares	Locked-in shares as a percentage of total number of shares {i.e., Grand Total (A)+(B)+(C) indicated in Statement at para (I)(a) above}
1	Nil		0	0.00
	TOTAL		0	0.00



(II)(a) Statement showing details of Depository Receipts (DRs)


Sr. No.	Type of outstanding DR (ADRs, GDRs, SDRs, etc.)	Number of outstanding DRs	Number of shares underlying outstanding DRs	Shares underlying outstanding DRs as a percentage of total number of shares {i.e., Grand Total (A)+(B)+(C) indicated in Statement at para (I)(a) above}
	TOTAL	0	0	0.00

(II)(b) Statement showing holding of Depository Receipts (DRs), where underlying shares held by 'promoter/promoter group' are in excess of 1% of the total number of shares

Sr. No.	Name of the DR Holder	Type of outstanding DR (ADRs, GDRs, SDRs, etc.)	Number of shares underlying outstanding DRs	Shares underlying outstanding DRs as a percentage of total number of shares {i.e., Grand Total (A)+(B)+(C) indicated in Statement at para (I)(a) above}
	TOTAL		0	0.00

(III) (a) Statement showing the voting pattern of shareholders, if more than one class of shares/securities is issued by the issuer.

Sr. no.	Category of shareholder	Number of Voting Rights held in each class of securities			Total Voting Rights (III+IV+V)	Total Voting Rights i.e. (VI)	
		Class X (III)	Class Y (IV)	Class Z (V)		As a percentage of (A+B) (VII)	As a percentage of (A+B+C) (VIII)
(I)	(II)				(VI)		
(A)	Promoter and Promoter Group ²						
(1)	Indian						
(a)	Individuals/Hindu Undivided Family	0	0	0	0	0.00	0.00
(b)	Central Government/State Government(s)	0	0	0	0	0.00	0.00
(c)	Bodies Corporate	0	0	0	0	0.00	0.00
(d)	Financial Institutions/Banks	0	0	0	0	0.00	0.00
(e)	Any Other (Total)	0	0	0	0	0.00	0.00
	Sub-Total (A)(1)	0	0	0	0	0.00	0.00



(2)	Foreign								
(a)	Individuals (Non-Resident Individuals/Foreign Individuals)	0	0	0	0	0	0.00	0.00	
(b)	Bodies Corporate	0	0	0	0	0	0.00	0.00	
(c)	Institutions	0	0	0	0	0	0.00	0.00	
(d)	Qualified Foreign Investor	0	0	0	0	0	0.00	0.00	
(e)	Any Other (Total)	0	0	0	0	0	0.00	0.00	
	Sub-Total (A)(2)	0	0	0	0	0	0.00	0.00	
	Total Shareholding of Promoter and Promoter Group (A) = (A)(1)+(A)(2)	0	0	0	0	0	0.00	0.00	
(B)	Public shareholding								
(1)	Institutions								
(a)	Mutual Funds/UTI	0	0	0	0	0	0.00	0.00	
(b)	Financial Institutions/Banks	0	0	0	0	0	0.00	0.00	
(c)	Central Government/State Government(s)	0	0	0	0	0	0.00	0.00	
(d)	Venture Capital Funds	0	0	0	0	0	0.00	0.00	
(e)	Insurance Companies	0	0	0	0	0	0.00	0.00	
(f)	Foreign Institutional Investors	0	0	0	0	0	0.00	0.00	
(g)	Foreign Venture Capital Investors	0	0	0	0	0	0.00	0.00	
(h)	Qualified Foreign Investor	0	0	0	0	0	0.00	0.00	
	Any Other (Total)	0	0	0	0	0	0.00	0.00	
	Sub-Total (B)(1)	0	0	0	0	0	0.00	0.00	
(2)	Non-institutions								
(a)	Bodies Corporate	0	0	0	0	0	0.00	0.00	
(b)	Individuals - i. Individual Shareholders Holding Nominal Share Capital Up To >Rs. 1 Lakh.	0	0	0	0	0	0.00	0.00	
	Individuals - ii. Individual Shareholders Holding Nominal Share Capital In Excess Of Rs. 1 Lakh	0	0	0	0	0	0.00	0.00	
(c)	Qualified Foreign Investor	0	0	0	0	0	0.00	0.00	

(d)	Any Other (Total)	0	0	0	0	0	0.00	0.00
	Sub-Total (B)(2)	0	0	0	0	0	0.00	0.00
	Total Public Shareholding (B)= (B)(1)+(B)(2)	0	0	0	0	0	0.00	0.00
	TOTAL (A)+(B)	0	0	0	0	0	0.00	0.00
(C)	Shares held by Custodians and against which Depository Receipts have been issued	0	0	0	0	0	0.00	0.00
C1	Promoter and Promoter Group	0	0	0	0	0	0	0
C2	Public	0	0	0	0	0	0	0
	GRAND TOTAL (A)+(B)+(C)	0	0	0	0	0	0.00	0.00

