


Introductory sub-table (1) (a)


| | | | |
|--|---|---|--|
| Name of the Company : RUCHI SOYA INDUSTRIES LIMITED | | | |
| Scrip Code: BSE : 500368 | | Name of the Scrip: RUCHISOYA | |
| NSE : RUCHISOYA | | Class of Security : Equity Shares | |
| Quarter ended: June 30, 2014 | | | |
| Partly paid-up shares | No. of partly paid-up shares | As a % of total no. of partly paid-up shares | As a % of total no. of shares of the Company |
| Held by promoter/promoters group | N. A. | N. A. | N. A. |
| Held by public | N. A. | N. A. | N. A. |
| Total | N. A. | N. A. | N. A. |
| Outstanding convertible securities:- | No. of outstanding securities | As a % of total no. of outstanding convertible securities | As a % of total no. of shares of the Company, assuming full conversion of the convertible securities |
| Held by promoter/promoter group | Nil | Nil | Nil |
| Held by public | Nil | Nil | Nil |
| Total | Nil | Nil | Nil |
| Warrants:- | No. of warrants | As a % of total no. of warrants | As a % of total no. of shares of the Company, assuming full conversion of warrants |
| Held by promoter/promoter group | Nil | Nil | Nil |
| Held by public | Nil | Nil | Nil |
| Total | Nil | Nil | Nil |
| Total paid-up capital of the company assuming full conversion of warrants and convertible securities | 33,40,60,422 equity shares of Rs. 2/- each. | | |

Note :- Employee Stock Options outstanding as on date have not been considered in the above report.



Statement showing Shareholding Pattern
Table (I) (a)


| Category code | Category of shareholder | Number of shareholders | Total number of shares | Number of shares held in dematerialized form | Total shareholding as a percentage of total number of shares | | Shares Pledged or otherwise encumbered | |
|---------------|---|------------------------|------------------------|--|--|----------------------------|--|------------------|
| | | | | | As a percentage of (A+B) | As a percentage of (A+B+C) | | IX= VIII/IV* 100 |
| I | II | III | IV | V | VI | VII | VIII | |
| (A) | Shareholding of Promoter and Promoter Group | | | | | | | |
| (1) | INDIAN | | | | | | | |
| | Individuals / Hindu Undivided Family | 27 | 103718504 | 103718504 | 31.05 | 31.05 | 1356343 | 1.31 |
| (b) | Central Government / State Government(s) | 0 | 0 | 0 | 0.00 | 0.00 | | |
| (c) | Bodies Corporate | 14 | 82978938 | 82978938 | 24.84 | 24.84 | 27292047 | 32.89 |
| (d) | Financial Institutions / Banks | 0 | 0 | 0 | 0.00 | 0.00 | | |
| (e) | Any other (specify) | 0 | 0 | 0 | 0.00 | 0.00 | | |
| | Sub-Total (A) (1) | 41 | 186697442 | 186697442 | 55.89 | 55.89 | 28648390 | 8.58 |
| (2) | FOREIGN | | | | | | | |
| | Individuals (Non-Resident Individuals / Foreign Individuals) | 0 | 0 | 0 | 0.00 | 0.00 | | |
| (b) | Bodies Corporate | 0 | 0 | 0 | 0.00 | 0.00 | | |
| (c) | Institutions | 0 | 0 | 0 | 0.00 | 0.00 | | |
| (d) | Qualified Foreign Investor | | | | | | | |
| (e) | Any other (specify) | 0 | 0 | 0 | 0.00 | 0.00 | | |
| | Sub-Total (A) (2) | 0 | 0 | 0 | 0.00 | 0.00 | | |
| | Total Shareholding of Promoter and Promoter Group (A)=(A)(1)+(A)(2) | 41 | 186697442 | 186697442 | 55.89 | 55.89 | 28648390 | 8.58 |
| (B) | Public shareholding | | | | | | N.A. | N.A. |
| (1) | INSTITUTIONS | | | | | | | |
| (a) | Mutual Funds/UTI | 7 | 33709 | 2209 | 0.01 | 0.01 | | |
| (b) | Financial Institutions / Banks | 19 | 302733 | 289108 | 0.09 | 0.09 | | |
| (c) | Central Government / State Government(s) | 0 | 0 | 0 | 0.00 | 0.00 | | |
| (d) | Venture Capital Funds | 0 | 0 | 0 | 0.00 | 0.00 | | |
| (e) | Insurance Companies | 0 | 0 | 0 | 0.00 | 0.00 | | |
| (f) | Foreign institutional investors | 46 | 55452055 | 55442430 | 16.60 | 16.60 | | |
| (g) | Foreign Venture Capital Investors | 0 | 0 | 0 | 0.00 | | | |
| (h) | Investor | | | | | | | |
| (i) | Other | 0 | 0 | 0 | 0.00 | 0.00 | | |
| | (1) Foreign Financial Instit | 0 | 0 | 0 | 0.00 | 0.00 | | |
| | (2) Foreign Mutual Fund | 0 | 0 | 0 | 0.00 | 0.00 | | |
| | Sub Total (B) (1) | 72 | 55788497 | 55733747 | 16.70 | 16.70 | | |
| (2) | NON INSTITUTIONS | | | | | | | |
| (a) | Bodies Corporate | 764 | 60215941 | 44729656 | 18.02 | 18.02 | | |
| (b) | Individuals - | | | | | | | |
| | i. Individual Shareholders holding nominal share capital up to Rs.1 lakh. | 28475 | 16574128 | 13579012 | 4.96 | 4.96 | | |
| | ii. Individual shareholders holding nominal share capital in excess of Rs.1 lakh. | 24 | 14421295 | 12915795 | 4.32 | 4.32 | | |
| (c) | Investor | | | | | | | |
| (d) | Any other | | | | | | | |
| | i.(Clearing Members) | 197 | 363119 | 363119 | 0.11 | 0.11 | | |
| | ii. | | | | | | | |
| | Sub Total (B) (2) | 29460 | 91574483 | 71587582 | 27.41 | 27.41 | | |
| (B) | Public Shareholding (B)=(B)(1)+(B)(2) | 29532 | 147362980 | 127321329 | 44.11 | 44.11 | | |
| | TOTAL (A)+(B) | 29573 | 334060422 | 314018771 | 100.00 | 100.00 | | |
| (C) | Shares held by Custodians and against which Depository Receipts have been issued | 0 | 0 | 0 | 0.00 | 0.00 | | |
| 1 | Promoter and Promoter Group | 0 | 0 | 0 | 0.00 | 0.00 | 0 | 0 |
| 2 | Public | 0 | 0 | 0 | 0.00 | 0.00 | 0 | 0 |
| | Sub Total (C) | | | | | | | |
| | GRAND TOTAL (A)+(B)+(C) | 29573 | 334060422 | 314018771 | 100.00 | 100.00 | 28648390 | 8.58 |



(I)(b) Statement showing holding of securities (including shares, warrants, convertible securities) of persons belonging to the category "Promoter and Promoter Group"

| Sr. No. | Name of the shareholder | Details of Shares held | | Encumbered shares (*) | | | Details of warrants | | Details of convertible securities | | Total shares (including underlying shares assuming full conversion of warrants and convertible securities) as a % of diluted share capital |
|--------------|--|------------------------|-----------------------------------|-----------------------|--------------------|--|-------------------------|---|---------------------------------------|---|--|
| | | Number of shares held | As a % of grand total (A)+(B)+(C) | No. | As a percentage | As a % of grand total (A)+(B)+(C) of sub-clause (I)(a) | Number of warrants held | As a % total number of warrants of the same class | Number of convertible securities held | As a % total number of convertible securities of the same class | |
| (I) | (II) | (III) | (IV) | (V) | (VI)=(V)/(III)*100 | (VII) | (VIII) | (IX) | (X) | (XI) | (XII) |
| 1 | Abha Shahra | 3828926 | 1.15% | | | | 0 | 0 | 0 | 0 | 1.15 |
| 2 | Dinesh Shahra | 2111383 | 0.63% | | | | 0 | 0 | 0 | 0 | 0.63 |
| 3 | Dinesh Shahra (HUF) | 17205836 | 5.15% | | | | 0 | 0 | 0 | 0 | 5.15 |
| 4 | Kailash Shahra | 198500 | 0.06% | 198500 | 100.00 | 0.06 | 0 | 0 | 0 | 0 | 0.06 |
| 5 | Mridula Shahra | 992055 | 0.30% | | | | 0 | 0 | 0 | 0 | 0.30 |
| 6 | Neeta Shahra | 200300 | 0.06% | 200300 | 100.00 | 0.06 | 0 | 0 | 0 | 0 | 0.06 |
| 7 | Santosh Shahra (HUF) | 651340 | 0.19% | | | | 0 | 0 | 0 | 0 | 0.19 |
| 8 | Suresh Shahra | 254080 | 0.08% | | | | 0 | 0 | 0 | 0 | 0.08 |
| 9 | Savitridevi Shahra | 823683 | 0.25% | 823683 | 100.00 | 0.25 | 0 | 0 | 0 | 0 | 0.25 |
| 10 | Neeta Umesh Shahra (Trustee of Suyash Trust) | 500 | 0.00% | | | | 0 | 0 | 0 | 0 | 0.00 |
| 11 | Umesh Shahra | 548860 | 0.16% | 48860 | 8.90 | 0.01 | 0 | 0 | 0 | 0 | 0.16 |
| 12 | Ushadevi Shahra | 674850 | 0.20% | | | | 0 | 0 | 0 | 0 | 0.20 |
| 13 | Amrita Shahra | 2625000 | 0.79% | | | | 0 | 0 | 0 | 0 | 0.79 |
| 14 | Ankesh Shahra | 3362921 | 1.01% | | | | 0 | 0 | 0 | 0 | 1.01 |
| 15 | Sarvesh Shahra | 5306872 | 1.59% | | | | 0 | 0 | 0 | 0 | 1.59 |
| 16 | Amisha Shahra | 3032570 | 0.91% | | | | 0 | 0 | 0 | 0 | 0.91 |
| 17 | Suresh Shahra (HUF) | 175000 | 0.05% | | | | 0 | 0 | 0 | 0 | 0.05 |
| 18 | Manish Shahra | 162120 | 0.05% | | | | 0 | 0 | 0 | 0 | 0.05 |
| 19 | Neha Shahra | 5450 | 0.00% | | | | 0 | 0 | 0 | 0 | 0.00 |
| 20 | Bhawana Goel | 100000 | 0.03% | | | | 0 | 0 | 0 | 0 | 0.03 |
| 21 | Nitish Shahra | 6096153 | 1.82% | | | | 0 | 0 | 0 | 0 | 1.82 |
| 22 | Kailash Shahra HUF | 85000 | 0.03% | 85000 | 100.00 | 0.03 | 0 | 0 | 0 | 0 | 0.03 |
| 23 | Vishesh Shahra | 115300 | 0.03% | | | | 0 | 0 | 0 | 0 | 0.03 |
| 24 | Mamta Khandelwal | 2500 | 0.00% | | | | 0 | 0 | 0 | 0 | 0.00 |
| 25 | APL International Pvt. Limited | 6596805 | 1.97% | | | | 0 | 0 | 0 | 0 | 1.97 |
| 26 | Arandi Investment Pvt. Limited | 8679170 | 2.60% | | | | 0 | 0 | 0 | 0 | 2.60 |
| 27 | National Steel & Agro Industries Limited | 207500 | 0.06% | | | | 0 | 0 | 0 | 0 | 0.06 |
| 28 | Mahakosh Holdings Private Limited | 2511906 | 0.75% | | | | 0 | 0 | 0 | 0 | 0.75 |
| 29 | Ruchi Infrastructure Limited | 8259625 | 2.47% | | | | 0 | 0 | 0 | 0 | 2.47 |
| 30 | Dinesh Shahra (Trustee Ruchi Soya Industries Ltd. Beneficiary Trust) | 7630115 | 2.28% | | | | 0 | 0 | 0 | 0 | 2.28 |
| 31 | Dinesh Shahra (Trustee of Shiva Foundation) | 47440350 | 14.20% | | | | 0 | 0 | 0 | 0 | 14.20 |
| 32 | Mahakosh Papers Pvt. Ltd. | 787875 | 0.24% | | | | 0 | 0 | 0 | 0 | 0.24 |
| 33 | Ruchi Acroni Ind Limited | 1348475 | 0.40% | 1348475 | 100.00 | 0.40 | 0 | 0 | 0 | 0 | 0.40 |
| 34 | Shahra Estate Pvt.Ltd. | 1012610 | 0.30% | | | | 0 | 0 | 0 | 0 | 0.30 |
| 35 | Ruchi Global Ltd. | 731330 | 0.22% | 631330 | 86.33 | 0.19 | 0 | 0 | 0 | 0 | 0.22 |
| 36 | Ruchi Infotech Ltd. | 166665 | 0.05% | 166665 | 100.00 | 0.05 | 0 | 0 | 0 | 0 | 0.05 |
| 37 | Suresh Chandra Santosh Kumar shahra(Trustee of Mahakosh Family) | 88840 | 0.03% | | | | 0 | 0 | 0 | 0 | 0.03 |
| 38 | Soyumm Marketing Private Limited | 29145577 | 8.73% | 25145577 | 86.28 | 7.53 | 0 | 0 | 0 | 0 | 8.73 |
| 39 | Shahra Brothers Pvt. Ltd. | 2931400 | 0.88% | | | | 0 | 0 | 0 | 0 | 0.88 |
| 40 | Spectra Realities Pvt. Ltd. | 18100000 | 5.42% | | | | 0 | 0 | 0 | 0 | 5.42 |
| 41 | Evershine Oleochem Limited | 2500000 | 0.75% | | | | 0 | 0 | 0 | 0 | 0.75 |
| TOTAL | | 186697442 | 55.89% | 28648390 | 15.34 | 8.58 | 0 | 0 | 0 | 0 | 55.89 |

(*) The term "encumbrance" has the same meaning as assigned to it in regulation 28(3) of the SAST Regulations, 2011



(I)(c)(i) Statement showing holding of securities (including shares, warrants, convertible securities) of persons belonging to the category "Public" and holding more than 1% of the total number of shares

| Sr. No. | Name of the shareholder | Number of shares held | Shares as a percentage of total number of shares (i.e., Grand Total (A)+(B)+(C) indicated in Statement at para (I)(a) above) | Details of warrants | | Details of convertible securities | | Total shares (including underlying shares assuming full conversion of warrants and convertible securities) as a % of diluted share capital |
|---------|--------------------------------------|-----------------------|--|-------------------------|---|---------------------------------------|--|--|
| | | | | Number of warrants held | As a % total number of warrants of the same class | Number of convertible securities held | % w.r.t total number of convertible securities of the same class | |
| 1 | Cresta Fund Limited | 14941373 | 4.47 | 0 | 0 | 0 | 0 | 4.47 |
| 2 | Aibula Investment Fund Limited | 14408754 | 4.31 | 0 | 0 | 0 | 0 | 4.31 |
| 3 | Merdale Investment Co. Limited | 4249645 | 1.27 | 0 | 0 | 0 | 0 | 1.27 |
| 4 | Clermfield Industries Limited | 4001080 | 1.20 | 0 | 0 | 0 | 0 | 1.20 |
| 5 | Elara India opportunities Fund | 10116901 | 3.03 | 0 | 0 | 0 | 0 | 3.03 |
| 6 | Sawit Plantations PTE Limited | 19612913 | 5.87 | 0 | 0 | 0 | 0 | 5.87 |
| 7 | New Leaina Investments Limited | 3979267 | 1.19 | 0 | 0 | 0 | 0 | 1.19 |
| 8 | Suresh Kumar Gupta | 8347825 | 2.50 | 0 | 0 | 0 | 0 | 2.50 |
| 9 | Abhi Ambi Financial Services Limited | 4267494 | 1.28 | 0 | 0 | 0 | 0 | 1.28 |
| | TOTAL | 83925252 | 25.12 | 0 | 0 | 0 | 0 | 25.12 |

(I)(c)(ii) Statement showing holding of securities (including shares, warrants, convertible securities) of persons (together with PAC) belonging to the category "Public" and holding more than 5% of the total number of shares of the company

| Sr. No. | Name(s) of the shareholder(s) and the Persons Acting in Concert (PAC) with them | Number of shares | Shares as a percentage of total number of shares (i.e., Grand Total (A)+(B)+(C) indicated in Statement at para (I)(a) above) | Details of warrants | | Details of convertible securities | | Total shares (including underlying shares assuming full conversion of warrants and convertible securities) as a % of diluted share capital |
|---------|---|------------------|--|---------------------|---|---------------------------------------|--|--|
| | | | | Number of warrants | As a % total number of warrants of the same class | Number of convertible securities held | % w.r.t total number of convertible securities of the same class | |
| 1 | Sawit Plantations PTE Limited | 19612913 | 5.87 | 0 | 0 | 0 | 0 | 5.87 |
| | Total | 19612913 | 5.87 | 0 | 0 | 0 | 0 | 5.87 |

(I)(d) Statement showing details of locked-in shares

| Sr. No. | Name of the shareholder | Number of locked-in shares | Locked-in shares as a percentage of total number of shares (i.e., Grand Total (A)+(B)+(C) indicated in Statement at para (I)(a) above) |
|---------|-------------------------|----------------------------|--|
| 1 | Not Applicable | | |
| 2 | | | |
| | TOTAL | | |

(II)(a) Statement showing details of Depository Receipts (DRs)

| Sr. No. | Type of outstanding DR (ADRs, GDRs, SDRs, etc.) | Number of outstanding DRs | Number of shares underlying outstanding DRs | Shares underlying outstanding DRs as a percentage of total number of shares (i.e., Grand Total (A)+(B)+(C) indicated in Statement at para (I)(a) above) |
|---------|---|---------------------------|---|---|
| 1 | | | | |
| 2 | Not Applicable | | | |
| 3 | | | | |
| | TOTAL | | | |

(II)(b) Statement showing holding of Depository Receipts (DRs), where underlying shares held by "promoter/promoter group" are in excess of 1% of the total number of shares

| Sr. No. | Name of the DR Holder | Type of outstanding DR (ADRs, GDRs, SDRs, etc.) | Number of shares underlying outstanding DRs | Shares underlying outstanding DRs as a percentage of total number of shares (i.e., Grand Total (A)+(B)+(C) indicated in Statement at para (I)(a) above) |
|---------|-----------------------|---|---|---|
| 1 | | | | |
| 2 | Not Applicable | | | |
| 3 | | | | |
| | TOTAL | | 0 | |

