




Name of the Company : RUBRA MEDICAMENTS LTD			
Script Code, Name of the scrip, class of security : 531099			
Quarter ended : 30/09/2014			
Partly paid-up shares :-	No. of partly paid-up shares	As a % of total no. of partly paid-up shares	As a % of total no. of shares of the company
Held by promoter/ promoter group	0	0.00	0.00
Held by public	0	0.00	0.00
<b>Total (D)</b>	<b>0</b>	<b>0.00</b>	<b>0.00</b>
Outstanding convertible securities	No. of outstanding securities	As a % of total no. of outstanding convertible securities	As a % of total no. of shares of the company, assuming full conversion of the convertible securities
Held by promoter/ promoter group	0	0.00	0.00
Held by public	0	0.00	0.00
<b>Total (E)</b>	<b>0</b>	<b>0.00</b>	<b>0.00</b>
Warrants	No. of Warrants	As a % of total no. of Warrants	As a % of total no. of shares of the company, assuming full conversion of warrants
Held by promoter/ promoter group	0	0.00	0.00
Held by public	0	0.00	0.00
<b>Total (F)</b>	<b>0</b>	<b>0.00</b>	<b>0.00</b>
<b>Total paid-up capital of the company, assuming full conversion of warrants convertible securities Total (A+B+C)+ D+E+F)</b>	<b>5468300</b>		<b>100.00</b>




Statement Showing Shareholding Pattern									
Category Code	Category of Shareholder	Number of Shareholders	Total Number of Shares	Number of Shares held in Dematerialised form	Total Shareholding as a percentage of total number of shares	As a Percentage of (A+B)	As a Percentage of (A+B+C)	No. Of Shares	Shares Pledged or otherwise encumbered
(i)	(ii)	(iii)	(iv)	(v)	(vi)	(vii)	(viii)	(ix) = (viii)/(iv) *100	
<b>(A) Shareholding of Promoter and Promoter Group2</b>									
1. INDIAN									
(a)	INDIVIDUAL / HUF	1	3000	3000	0.05	0.05	0.05	0	0.00
(b)	CENTRAL / STATE GOVERNMENT(S)	0	0	0	0.00	0.00	0.00	0	0.00
(c)	BODIES CORPORATE	0	0	0	0.00	0.00	0.00	0	0.00
(d)	FINANCIAL INSTITUTIONS / BANKS	0	0	0	0.00	0.00	0.00	0	0.00
(e)	ANY OTHERS (Specify)								
(f)	DIRECTORS RELATIVES	0	0	0	0.00	0.00	0.00	0	0.00
(ii)	GROUP COMPANIES	0	0	0	0.00	0.00	0.00	0	0.00
	<b>SUB TOTAL (A)(1) :</b>	1	3000	3000	0.05	0.05	0.05	0	0.00
2. FOREIGN									
(a)	INDIVIDUAL	0	0	0	0.00	0.00	0.00	0	0.00
(b)	BODIES CORPORATE	0	0	0	0.00	0.00	0.00	0	0.00
(c)	INSTITUTIONS	0	0	0	0.00	0.00	0.00	0	0.00
(d)	QUALIFIED FOREIGN INVESTOR	0	0	0	0.00	0.00	0.00	0	0.00
	<b>SUB TOTAL (A)(2) :</b>	0	0	0	0.00	0.00	0.00	0	0.00
	<b>Total holding for Promoters and Promoter group (A)=(A)(1) + (A)(2)</b>	1	3000	3000	0.05	0.05	0.05	0	0.00
<b>(B) Public shareholding</b>									
1. INSTITUTIONS									
(a)	MUTUAL FUNDS / UTI	0	0	0	0.00	0.00	0.00	0	0.00
(b)	FINANCIAL INSTITUTIONS / BANKS	0	0	0	0.00	0.00	0.00	0	0.00
(c)	CENTRAL / STATE GOVERNMENT(S)	0	0	0	0.00	0.00	0.00	0	0.00
(d)	VENTURE CAPITAL FUNDS	0	0	0	0.00	0.00	0.00	0	0.00
(e)	INSURANCE COMPANIES	0	0	0	0.00	0.00	0.00	0	0.00
(f)	FII'S	0	0	0	0.00	0.00	0.00	0	0.00
(g)	FOREIGN VENTURE CAPITAL INVESTORS	0	0	0	0.00	0.00	0.00	0	0.00
	<b>SUB TOTAL (B)(1) :</b>	0	0	0	0.00	0.00	0.00	0	0.00




B 2 Non-institutions									
(a)	BODIES CORPORATE	61	959993	949093	17.56	17.56	0	0.00	
(b)	INDIVIDUAL								
(i)	(CAPITAL UPTO TO Rs. 1 Lakh)	1155	1397735	1097635	25.56	25.56	0	0.00	
(ii)	(CAPITAL GREATER THAN Rs. 1 Lakh)	51	3061772	1975372	55.99	55.99	0	0.00	
(c)	ANY OTHERS (Specify)								
(i)	TRUSTS	0	0	0	0.00	0.00	0	0.00	
(ii)	CLEARING MEMBER	4	2600	2600	0.05	0.05	0	0.00	
(iii)	DIRECTORS RELATIVES	0	0	0	0.00	0.00	0	0.00	
(iv)	EMPLOYEE	0	0	0	0.00	0.00	0	0.00	
(v)	NON RESIDENT INDIANS (NRII)	24	43200	8600	0.79	0.79	0	0.00	
(vi)	OVERSEAS BODIES CORPORATES	0	0	0	0.00	0.00	0	0.00	
<b>SUB TOTAL (B)(2) :</b>		1295	5465300	4033300	99.95	99.95	0	0.00	
<b>Total Public Shareholding (B)=(B)(1) + (B)(2)</b>		1295	5465300	4033300	99.95	99.95	0	0.00	
<b>Total (A) + (B) :</b>		1296	5468300	4036300	100.00	100.00	0	0.00	
<b>(C) Shares held by Custodians and against which Depository Receipts have been issued</b>									
(a)	SHARES HELD BY CUSTODIANS	0	0	0	0.00	0.00	0	0.00	
<b>SUB TOTAL (C)(1) :</b>		0	0	0	0.00	0.00	0	0.00	
<b>Grand Total (A) + (B) + (C)</b>		1296	5468300	4036300	100.00	100.00	0	0.00	




Statement showing holding of securities (including shares, warrants, convertible securities) of persons belonging to the category "PROMOTERS AND PROMOTER GROUP"											
Sr.No	Name of the Shareholder	Details of shares held		Encumbered shares (*)		Details of warrants		Details of convertible securities		Total shares (including underlying shares assuming full conversion of warrants and convertible securities) as a % of diluted share capital	
		Number of shares held	As a % of grand total (A)+(B)+(C)	No.	As a percentage	Number of warrants held	As a % total number of warrants of the same class	Number of convertible securities held	As a % total number of convertible securities of the same class		
(I)	(II)	(III)	(IV)	(V)	(VI)=(V)/(III)* 100	(VII)	(VIII)	(IX)	(X)	(XI)	(XII)
1	OMPRAKASH GUPTA	3000	0.05	0	0.00	0.00	0	0.00	0	0.00	0.00
<b>TOTAL :</b>		<b>3000</b>	<b>0.05</b>	<b>0</b>	<b>0.00</b>	<b>0.00</b>	<b>0</b>	<b>0.00</b>	<b>0</b>	<b>0.00</b>	<b>0.00</b>



Statement showing holding of securities (including shares, warrants, convertible securities) of persons belonging to the category "Public" and holding more than 1% of the total number of shares.									
SR.NO	Name of the shareholder	Number of shares held	Shares as a percentage of total number of shares (i.e., Grand Total(A)+(B)+(C) indicated in Statement at para (I)(a) above)	Details of warrants		Details of convertible securities		Total shares (including underlying shares assuming full conversion of warrants and convertible securities) as a % of diluted share capital	
				Number of warrants held	As a % total number of warrants of the same class	Number of convertible securities held	% w.r.t. total number of convertible securities of the same class		
1	TARA DEVI TOSHIWAL	878775	16.07	0	0	0	0	0	
2	SHRIRAM CREDIT COMPANY LIMITED	363600	6.65	0	0	0	0	0	
3	RELIGARE FINVEST LTD	322000	5.89	0	0	0	0	0	
4	GATRAJ JAIN	200000	3.66	0	0	0	0	0	
5	RAKESH BAID	200000	3.66	0	0	0	0	0	
6	ADITYA BAID	160000	2.93	0	0	0	0	0	
7	MEENA BAID	150000	2.74	0	0	0	0	0	
8	USHA DEVI SARDA	100000	1.83	0	0	0	0	0	
9	AMAN BAID	100000	1.83	0	0	0	0	0	
10	SAPNA KUMARI	100000	1.83	0	0	0	0	0	
11	SANJAYKUMAR SARAWAGI	78300	1.43	0	0	0	0	0	
12	DIVYA GUPTA	73700	1.35	0	0	0	0	0	
13	DISHANK VIPUL SHAH	70000	1.28	0	0	0	0	0	
14	ROJANALA SATYANARAYANA	68000	1.24	0	0	0	0	0	
<b>TOTAL :</b>				<b>2864375</b>	<b>0</b>	<b>0</b>	<b>0</b>	<b>0</b>	




Statement showing holding of securities (including shares, warrants, convertible securities) of persons (together with PAC) belonging to the category "Public" and holding more than 5% of the total number of shares of the company							
SR.NO	Name of the shareholder	Number of shares	Shares as a percentage of total number of shares (i.e., Grand Total (A)+(B)+(C) indicated in Statement at para (l)(a) above)	Details of warrants	Details of convertible securities	Total shares (including underlying shares assuming full conversion of warrants and convertible securities) as a % of diluted share capital	
				Number of warrants held	As a % total number of warrants of the same class	Number of convertible securities held	% w.r.t. total number of convertible securities of the same class
1	TARA DEVI TOSHIWAL	8,78,775	16.07	0	0	0	0
2	SHRIRAM CREDIT COMPANY LIMITED	3,63,600	6.65	0	0	0	0
3	RELIGARE FINVEST LTD	3,22,000	5.89	0	0	0	0
	<b>TOTAL :</b>	<b>15,64,375</b>	<b>28.61</b>	<b>0</b>	<b>0</b>	<b>0</b>	<b>0</b>




(I)(d) Statement Showing " LOCKED - IN - SHARES "

SR NO	NAME	Category	Shares	%
1		0		
TOTAL:	Nil			



(II) (b) Statement showing Holding of Depository Receipts (DRs) where underlying shares are in excess of 1% of the total number of shares.

Sr.No.	Type of Outstanding DR (ADRs, GDRs, SDRs etc.)	No. of Shares underlying outstanding DRs.	Shares underlying outstanding DRs. as a Percentage of total number of shares (i.e Total (A)+(B)+(C) Indicated in Statement at Para (I) (a) above)
1			
TOTAL :			Nil





(II) (a) Statement Showing Details of Depository Receipts (DRs)

Sr. No.	Type of Outstanding DR (ADRs, GDRs, SDRs etc.)	No of Outstanding DRs.	No of Shares underlying outstanding DRs.	Shares underlying outstanding DRs as a Percentage of total number of shares (i.e Total (A)+ (B) + (C) Indicated in statement at para(l) (a) above)
	1 GDRs			
<b>TOTAL :</b>			Nil	

