




Name of the Company :				RUBRA MEDICAMENTS LTD			
Script Code, Name of the scrip, class of security :				531099			
Quarter ended :				30/06/2014			
Partly paid-up shares :-		No. of partly paid-up shares		As a % of total no. of partly paid-up shares		As a % of total no. of shares of the company	
Held by promoter/ promoter group		0		0.00		0.00	
Held by public		0		0.00		0.00	
Total (D)		0		0.00		0.00	
Outstanding convertible securities		No. of outstanding securities		As a % of total no. of outstanding convertible securities		As a % of total no. of shares of the company, assuming full conversion of the convertible securities	
Held by promoter/ promoter group		0		0.00		0.00	
Held by public		0		0.00		0.00	
Total (E)		0		0.00		0.00	
Warrants		No. of Warrants		As a % of total no. of Warrants		As a % of total no. of shares of the company, assuming full conversion of warrants	
Held by promoter/ promoter group		0		0.00		0.00	
Held by public		0		0.00		0.00	
Total (F)		0		0.00		0.00	
Total paid-up capital of the company, assuming full conversion of warrants convertible securities Total (A+B+C)+ D+E+F)		5468300				100.00	






Statement Showing Shareholding Pattern Table (I)(a)									
Category Code	Category of Shareholder	Number of Shareholders	Total Number Of Shares	Number of Shares held in Dematerialised form	Total Shareholding as a percentage of total number of shares		Shares Pledged or otherwise encumbered	As a Percentage (IX) = VIII/(IV) *100	
					As a Percentage of (A+B) (VI)	As a Percentage of (A+B+C) (VII)			
(I)	(II)	(III)	(IV)	(V)	(VI)	(VII)	(VIII)	(IX)	
(A) Shareholding of Promoter and Promoter Group2									
1. INDIAN									
(a)	INDIVIDUAL / HUF	1	3000	3000	0.05	0.05	0.00	0.00	
(b)	CENTRAL / STATE GOVERNMENT(S)	0	0	0	0.00	0.00	0.00	0.00	
(c)	BODIES CORPORATE	0	0	0	0.00	0.00	0.00	0.00	
(d)	FINANCIAL INSTITUTIONS / BANKS	0	0	0	0.00	0.00	0.00	0.00	
(e)	ANY OTHERS (Specify)								
(f)	DIRECTORS RELATIVES	0	0	0	0.00	0.00	0.00	0.00	
(ii)	GROUP COMPANIES	0	0	0	0.00	0.00	0.00	0.00	
	SUB TOTAL (A)(1) :	1	3000	3000	0.05	0.05	0.00	0.00	
2. FOREIGN									
(a)	INDIVIDUAL	0	0	0	0.00	0.00	0.00	0.00	
(b)	BODIES CORPORATE	0	0	0	0.00	0.00	0.00	0.00	
(c)	INSTITUTIONS	0	0	0	0.00	0.00	0.00	0.00	
(d)	QUALIFIED FOREIGN INVESTOR	0	0	0	0.00	0.00	0.00	0.00	
(e)	ANY OTHERS (Specify)								
	SUB TOTAL (A)(2) :	0	0	0	0.00	0.00	0.00	0.00	
	Total holding for Promoters and Promoter group (A)=(A)(1) + (A)(2)	1	3000	3000	0.05	0.05	0.00	0.00	
(B) Public shareholding									
1. INSTITUTIONS									
(a)	MUTUAL FUNDS / UTI	0	0	0	0.00	0.00	0.00	0.00	
(b)	FINANCIAL INSTITUTIONS / BANKS	0	0	0	0.00	0.00	0.00	0.00	
(c)	CENTRAL / STATE GOVERNMENT(S)	0	0	0	0.00	0.00	0.00	0.00	
(d)	VENTURE CAPITAL FUNDS	0	0	0	0.00	0.00	0.00	0.00	




(e)	INSURANCE COMPANIES	0	0	0	0	0.00	0.00	0.00	0.00	0.00
(f)	FII'S	0	0	0	0	0.00	0.00	0.00	0.00	0.00
(g)	FOREIGN VENTURE CAPITAL INVESTORS	0	0	0	0	0.00	0.00	0.00	0.00	0.00
(h)	QUALIFIED FOREIGN INVESTOR	0	0	0	0	0.00	0.00	0.00	0.00	0.00
(i)	ANY OTHERS (Specify)	0	0	0	0	0.00	0.00	0.00	0.00	0.00
	SUB TOTAL (B)(1) :	0	0	0	0	0.00	0.00	0.00	0.00	0.00
B.2. Non-institutions										
(a)	BODIES CORPORATE	64	966719		955819	17.68	17.68	0.00	0.00	0.00
(b)	INDIVIDUAL									
(i)	(CAPITAL UPTO TO Rs. 1 Lakh)	1160	1409095		1107895	25.77	25.77	0.00	0.00	0.00
(ii)	(CAPITAL GREATER THAN Rs. 1 Lakh)	52	3047736		1961336	55.73	55.73	0.00	0.00	0.00
(c)	QUALIFIED FOREIGN INVESTOR	0	0	0	0	0.00	0.00	0.00	0.00	0.00
(d)	ANY OTHERS (Specify)	0	0	0	0	0.00	0.00	0.00	0.00	0.00
(i)	TRUSTS	0	0	0	0	0.00	0.00	0.00	0.00	0.00
(ii)	CLEARING MEMBER	2	571	571	0	0.01	0.01	0.00	0.00	0.00
(iii)	DIRECTORS RELATIVES	0	0	0	0	0.00	0.00	0.00	0.00	0.00
(iv)	EMPLOYEE	0	0	0	0	0.00	0.00	0.00	0.00	0.00
(v)	NON RESIDENT INDIANS (NRI)	24	41179	6579	0	0.75	0.75	0.00	0.00	0.00
(vi)	OVERSEAS BODIES CORPORATES	0	0	0	0	0.00	0.00	0.00	0.00	0.00
(vii)	Unclaimed Suspense Account	0	0	0	0	0.00	0.00	0.00	0.00	0.00
	SUB TOTAL (B)(2) :	1302	5465300		4032200	99.95	99.95	0.00	0.00	0.00
	Total Public Shareholding (B)=(B)(1) + (B)(2) :	1302	5465300		4032200	99.95	99.95	0.00	0.00	0.00
	Total (A) + (B) :	1303	5468300		4035200	100.00	100.00	0.00	0.00	0.00
(C) Shares held by Custodians and against which Depository Receipts have been issued										
(i)	Promoter and Promoter Group	0	0	0	0	0.00	0.00	0.00	0.00	0.00
(ii)	Public	0	0	0	0	0.00	0.00	0.00	0.00	0.00
	SUB TOTAL (C)(1) :	0	0	0	0	0.00	0.00	0.00	0.00	0.00
	Grand Total (A) + (B) + (C)	1303	5468300		4035200	100.00	100.00	0.00	0.00	0.00

Statement showing holding of securities (including shares, warrants, convertible securities) of persons belonging to the category "PROMOTERS AND PROMOTER GROUP"												
Sr.No	Name of the Shareholder	Details of shares held			Encumbered shares (*)		Details of warrants			Details of convertible securities		
		Number of shares held	As a % of grand total (A)+(B)+(C)	No.	As a percentage	As a % of grand total (A)+(B)+(C) of sub-clause (I)(a)	Number of warrants held	As a % total number of warrants of the same class	Number of convertible securities held	As a % total number of convertible securities of the same class	Total shares (including underlying shares assuming full conversion of warrants and convertible securities) as a % of diluted share capital	
(I)	(II)	(III)	(IV)	(V)	(VI)=(V)/(III)* 100	(VII)	(VIII)	(IX)	(X)	(XI)	(XII)	
1	OMPRAKASH GUPTA	3000	0.05	0	0.00	0.00	0	0.00	0	0.00	0.05	
TOTAL :		3000	0.05	0	0.00	0.0000	0	0.00	0	0.00	0.05	




(I)(c)(i) Statement showing holding of securities (including shares, warrants, convertible securities) of persons belonging to the category "Public" and holding more than 1% of the total number of shares.

SR.NO	Name of the shareholder	Number of shares held	Shares as a percentage of total shares (i.e., Grand Total(A)+(B)+(C) indicated in Statement at para (I)(a) above)	Details of warrants		Details of convertible		Total shares (including underlying shares assuming full conversion of warrants and convertible securities) as a % of diluted share capital
				Number of warrants held	As a % total number of warrants of the same class	Number of convertible securities held	% w.r.t. total convertible securities of the same class	
1	TARA DEVI TOSHIWAL	878775	16.07	0	0	0	0	16.07
2	SHRIRAM CREDIT COMPANY LIMITED	363600	6.65	0	0	0	0	6.65
3	RELIGARE FINVEST LTD	322000	5.89	0	0	0	0	5.89
4	GATRAJ JAIN	200000	3.66	0	0	0	0	3.66
5	RAKESH BAID	200000	3.66	0	0	0	0	3.66
6	ADITYA BAID	160000	2.93	0	0	0	0	2.93
7	MEENA BAID	150000	2.74	0	0	0	0	2.74
8	USHA DEVI SARDA	100000	1.83	0	0	0	0	1.83
9	AMAN BAID	100000	1.83	0	0	0	0	1.83
10	SAPNA KUMARI	100000	1.83	0	0	0	0	1.83
11	SANJAYKUMAR SARAWAGI	78300	1.43	0	0	0	0	1.43
12	DIVYA GUPTA	73700	1.35	0	0	0	0	1.35
13	DISHANK VIPUL SHAH	70000	1.28	0	0	0	0	1.28
14	ROJANALA SATYANARAYANA	68000	1.24	0	0	0	0	1.24
	TOTAL :	2864375	52.38	0	0	0	0	52.38




(l)(c)(ii) Statement showing holding of securities (including shares, warrants, convertible securities) of persons (together with PAC) belonging to the category "Public" and holding more than 5% of the total number of shares of the company						
SR.NO	Name of the shareholder	Number of shares	Shares as a percentage of total number of shares (i.e., Grand Total (A)+(B)+(C) indicated in Statement at para (l)(a) above}	Details of warrants	Details of convertible securities	Total shares (including underlying shares assuming full conversion of warrants and convertible securities) as a % of diluted share capital
				Number of warrants held	As a % total number of warrants of the same class	
				Number of convertible securities held	% w.r.t. total number of convertible securities of the same class	
1	TARA DEVI TOSHIWAL	8,78,775	16.07	0	0	16.07
2	SHRIRAM CREDIT COMPANY LIMITED	3,63,600	6.65	0	0	6.65
3	RELIGARE FINVEST LTD	3,22,000	5.89	0	0	5.89
TOTAL :			15,64,375	0	0	28.61



Statement Showing " LOCKED - IN - SHARES "		
SR NO	NAME	Shares
1	Nil	
TOTAL:		



(II) (b) Statement showing Holding of Depository Receipts (DRs) where underlying shares are in excess of 1% of the total number of shares.			
Sr.No.	Type of Outstanding DR (ADRs, GDRs, SDRs etc.)	No. of Shares underlying outstanding DRs.	Shares underlying outstanding DRs as a Percentage of total number of shares (i.e Total (A)+(B)+(C) Indicated in Statement at Para (I) (a) above)
1			Nil
TOTAL			Nil



(II) (a) Statement Showing Details of Depository Receipts (DRs)

Sr.No.	Type of Outstanding DR (ADRs, GDRs, SDRs etc.)	No of Outstanding DRs.	No of Shares underlying outstanding DRs.	Shares underlying outstanding DRs as a Percentage of total number of shares (i.e Total (A)+ (B) + (C) Indicated in statement at para(I) (a) above)
1	GDRs		Nil	
TOTAL :				Nil

