

Royal India Corporation Ltd.

November 24, 2014.

To,
The Assistant General Manager
Dept. of Corporate Services
Bombay Stock Exchange Limited,
P.J. Tower, Dalal Street, Fort,
Mumbai: 400 001

Scrip Code: - 512047

Subject: Revised Shareholding Pattern September 30, 2014.


Dear Sir,


This is with reference to your e-mail dated November 21, 2014; as per your observation Clause 35 of Listing Agreement for the quarter ended September 30, 2014; with this regard we would like to clarify that the we have complied Clause 35 but inadvertently failed to take the printout of Public holding more than 5% (I) (c) (ii).

Kindly find enclosed herewith revised Shareholding Pattern for the quarter ended September 30, 2014. We apologize for the said unintentional error on our part. Further; requesting you to take the same on your record and acknowledge the receipt of the same.

Thanking you.


Yours faithfully,
For Royal India Corporation Limited


Siddhi Patil
Company Secretary




(I) (a) Statement showing Shareholding Pattern


Name of the Company: Royal India Corporation Limited Scrip Code, Name of the scrip, class of security: Quarter ended: 30th September, 2014		BSE-512047		NSE-	
Partly paid-up shares:-		No. of partly paid-up shares	As a % of total no. of partly	Equity	
Held by Promoter / Promoter Group		0	0.0000	As a % of total no. of	
Held by public		0	0.0000	0.0000	
Total		0	0.0000	0.0000	
Outstanding convertible securities:-		No. of outstanding securities	As a % of total No. of	As a % of total no. of	
Held by Promoter / Promoter Group		0	0.0000	0.0000	
Held by public		0	0.0000	0.0000	
Total		0	0.0000	0.0000	
Warrants:-		No. of warrants	As a % of total no. of	As a % of total no. of	
Held by Promoter / Promoter Group		0	0.0000	0.0000	
Held by public		0	0.0000	0.0000	
Total		0	0.0000	0.0000	
Total paid-up capital of the company assuming full conversion of warrants and convertible securities				23080000	



Category Code (I)	Category of shareholder (II)	Number of shareholders (III)	Total number of shares (IV)	Number of shares held in dematerialized form (V)	Total shareholding as a percentage of total number		Number of shares pledged or otherwise encumbered (VIII)	As a percentage (IX) = (VII)/(IV)*100
					As a percentage of (A+B) (VI)	As a percentage of (A+B+C) (VII)		
1	Promoter and Promoter Group Indian							
(a)	Individuals/Hindu Undivided Family	4	7162406	7162406	31.0330	31.0330	200000	2.7924
(b)	Central Government/State Government(s)	0	0	0	0.0000	0.0000	0	0.0000
(c)	Bodies Corporate	2	3434845	3434845	14.8823	14.8823	0	0.0000
(d)	Financial Institutions / Banks	0	0	0	0.0000	0.0000	0	0.0000
(e)	Any Other (specify)	0	0	0	0.0000	0.0000	0	0.0000
	Sub Total (A)(1)	6	10597251	10597251	45.9153	45.9153	200000	1.8873
2	Foreign							
(a)	Individuals (Non-Resident Individuals/Foreign Individuals)	0	0	0	0.0000	0.0000	0	0.0000
(b)	Bodies Corporate	0	0	0	0.0000	0.0000	0	0.0000
(c)	Institutions	0	0	0	0.0000	0.0000	0	0.0000
(d)	Qualified Foreign Investors	0	0	0	0.0000	0.0000	0	0.0000
(e)	Any Other (specify)	0	0	0	0.0000	0.0000	0	0.0000
	Sub Total (A)(2)	0	0	0	0.0000	0.0000	0	0.0000
	Total Shareholding of Promoter and Promoter Group (A) = (A)(1)+(A)(2)	6	10597251	10597251	45.9153	45.9153	200000	1.8873
(B)	Public shareholding							
1	Institutions							
(a)	Mutual Funds/UTI	0	0	0	0.0000	0.0000	0	0.0000
(b)	Financial Institutions / Banks	0	0	0	0.0000	0.0000	0	0.0000
(c)	Central Government/State Government(s)	0	0	0	0.0000	0.0000	0	0.0000
(d)	Venture Capital Funds	0	0	0	0.0000	0.0000	0	0.0000
(e)	Insurance Companies	0	0	0	0.0000	0.0000	0	0.0000
(f)	Foreign Institutional Investors	0	0	0	0.0000	0.0000	0	0.0000
(g)	Foreign Venture Capital Investors	0	0	0	0.0000	0.0000	0	0.0000
(h)	Qualified Foreign Investors	0	0	0	0.0000	0.0000	0	0.0000
(i)	Any Other (specify)	0	0	0	0.0000	0.0000	0	0.0000
	Sub Total (B) (1)	0	0	0	0.0000	0.0000	0	0.0000
2	Non-institutions							
(a)	Bodies Corporate	91	4566432	4557932	19.7852	19.7852	0	0.0000
(b) (i)	Individuals - shareholders holding nominal share capital up to Rs 1 Lakh	891	988120	952000	4.2813	4.2813	0	0.0000
(ii)	Individual shareholders holding nominal share capital in excess of Rs. 1 Lakh	98	6762902	6558302	29.3020	29.3020	0	0.0000



Category code	Category of shareholder	Number of shareholders (III)	Total number of shares (IV)	Number of shares held in dematerialized form (V)	Total shareholding as a percentage of total number		Shares pledged or otherwise encumbered (VIII)	As a percentage (IX) = (VIII)/(IV) * 100
					As a percentage of (A+B) (VI)	As a percentage of (A+B+C) (VII)		
(C)	(II)							
(d)	Qualified Foreign Investors	0	0	0	0.0000	0.0000	-	-
i	Any Other							
ii	Non Resident Indians (Repat)	2	450	450	0.0019	0.0019	-	-
iii	Non Resident Indians (Non Repat)	1	100	100	0.0004	0.0004	-	-
iv	Foreign Companies	0	0	0	0.0000	0.0000	-	-
v	Clearing Member	19	164745	164745	0.7138	0.7138	-	-
vi	Directors / Relatives	0	0	0	0.0000	0.0000	-	-
	Trusts	0	0	0	0.0000	0.0000	-	-
	Sub Total (B)(2)	1102	12482749	12233529	54.0847	54.0847	-	-
	Total Public Shareholding Public Group (B) = (B)(1)+(B)(2)	1102	12482749	12233529	54.0847	54.0847	NA	NA
	Total (A)+(B)	1108	23080000	22830780	100.0000	100.0000	-	-
(C)	Shares held by custodians and against which Depository Receipts have been issued							
i	Promoter and Promoter group							
ii	Public	0	0	0	0.0000	0.0000	0	0.0000
	Sub Total (C)	0	0	0	0.0000	0.0000	0	0.0000
	GRAND TOTAL (A)+(B)+(C)	1108	23080000	22830780	100.0000	100.0000	0	0.0000



(1)(b) Statement showing holding of securities (including shares, warrants, convertible securities) of persons belonging to the category "Promoter and Promoter Group"
 Name of the shareholder

Sl. No.	(I) Name of the shareholder	Details of Shares held		Encumbered shares		Details of warrants		Details of convertible securities		Total shares (including underlying shares assuming full conversion of warrants and securities) as a % of diluted share capital
		Number of shares held	As a % of grand total (A)+(B)+(C)	No.	As a % of grand total (A)+(B)+(C) of sub-clause (1)(a)	Number of warrants held	As a % total number of warrants of the same class	Number of convertible securities held	As a % total number of convertible securities of the same class	
(1)	(II)	(III)	(IV)	(V)	(VI)=(V)/(III)*100	(VII)	(IX)	(X)	(XI)	(XII)
1	MANOJKUMAR BABULAL JAIN	2820000	12.2184	0	0.00	0	0	0	0	12.2184
2	SHRI BAJU TRADING & INVESTMENT PVT LTD	1910000	8.2756	0	0.00	0	0	0	0	8.2756
3	MANOJ B PUNAMIYA	1325067	5.7412	200000	15.09	0	0	0	0	5.7412
4	LATA MANOJ JAIN	2927339	12.6834	0	0.00	0	0	0	0	12.6834
5	HILLVIEW IMPEX PVT LTD	1524845	6.6068	0	0.00	0	0	0	0	6.6068
6	MANOJ BABULAL PUNAMIYA	90000	0.3899	0	0.00	0	0	0	0	0.3899
	TOTAL	10597251	45.9153	200000	1.8873	0	0	0	0	45.9153



(1)(c)(i) Statement showing holding of securities (including shares, warrants, convertible securities) of persons belonging to the category "Public" and holding more than 1% of the total number of shares


Sr. No.	Name of the shareholder	Number of shares held	Shares as a percentage of total number of shares {i.e., Grand Total (A)+(B)+(C) indicated in Statement at para (1)(a) above}	Details of warrants		Details of convertible securities		Total shares (including underlying shares of warrants and convertible securities) as a % of diluted share capital
				Number of warrants held	As a % total number of warrants of the same class	Number of convertible securities held	% w.r.t total number of convertible securities of the same class	
1	KISHOR KUMAR FUTARMAL JAIN	400000	1.7331	0.00	0.00	0.00	0.00	1.7331
2	SHALIBHADRA EXPORTS PVT. LTD.	400000	1.7331	0.00	0.00	0.00	0.00	1.7331
3	TRIKESH TRADELINK PVT. LTD.	800000	3.4662	0.00	0.00	0.00	0.00	3.4662
4	TANAYA VINCOM PRIVATE LIMITED	389000	1.6854	0.00	0.00	0.00	0.00	1.6854
5	MOONVIEW VINTRADE PRIVATE LIMITED	670000	2.9029	0.00	0.00	0.00	0.00	2.9029
6	KALPESH KINARIWALA	881158	3.8178	0.00	0.00	0.00	0.00	3.8178
7	KANAYALAL VRAJLAL MEHTA	235003	1.0182	0.00	0.00	0.00	0.00	1.0182
8	SHREHARI VINIMAY PRIVATE LIMITED	231100	1.0013	0.00	0.00	0.00	0.00	1.0013
9	PRITHVIRAJ SAREMAL KOTHARI	511197	2.2149	0.00	0.00	0.00	0.00	2.2149
10	KALAWATI PRITHVIRAJ KOTHARI	400000	1.7331	0.00	0.00	0.00	0.00	1.7331
11	SANDEEP MOHANLAL JAIN	300000	1.2998	0.00	0.00	0.00	0.00	1.2998
	TOTAL	5217458	22.6060	0.00	0.00	0.00	0.00	22.6060

(1)(c)(ii) Statement showing holding of securities (including shares, warrants, convertible securities) of persons (together with PAC) belonging to the category "Public" and holding more than 5% of the total number of shares of the company


Sr. No.	Name(s) of the shareholder(s) and the Persons Acting in Concert (PAC) with them	Number of shares	Shares as a percentage of total number of shares {i.e., Grand Total (A)+(B)+(C) indicated in Statement at para (1)(a) above}	Details of warrants		Details of convertible securities		Total shares (including underlying shares of warrants and convertible securities) as a % of diluted share capital
				Number of warrants	As a % total number of warrants of the same class	Number of convertible securities held	% w.r.t total number of convertible securities of the same class	
1	Nil	0	0.0000	0.00	0.00	0.00	0.00	0
	TOTAL	0	0.0000	0.00	0.00	0.00	0.00	0



(I)(d) Statement showing details of locked-in shares			
Sr. No.	Name of the shareholder	Number of Locked in Shares	Locked-in shares as a percentage of total number of shares {i.e., Grand Total (A)+(B)+(C) indicated in Statement at para (I)(a) above}
1	MANOJKUMAR BABULAL JAIN	2820000	12.2184
TOTAL		2820000	12.2184
			Promoters



(II)(a) Statement showing details of Depository Receipts (DRs)				
Sr. No.	Type of outstanding DR (ADRs, GDRs, SDRs, etc.)	Number of outstanding DRs	Number of shares underlying outstanding DRs	Shares underlying outstanding DRs as a percentage of total number of shares {i.e., Grand Total (A) + (B) + (C) indicated in Statement at para (2)(c) above}
1	NIL	NIL	NIL	NIL
TOTAL				
		NIL	NIL	NIL



Statement showing holding of Depository Receipts (DRs), where underlying shares held by "Promoter/ Promoter Group" are in excess of 1% of the total number of shares

(II) (b)

Sr. No.	Name of the DR Holder	Type of outstanding DR (ADRs, GDRs, SDRs, etc.)	Number of shares underlying outstanding DRs	Shares underlying outstanding DRs as a percentage of total number of shares {i.e., Grand Total (A)+(B)+(C) indicated in Statement at para (I)(a) above}
1	NIL	NIL	NIL	NIL
	TOTAL	NIL	NIL	NIL

