


Introductory sub-table (I)(a)

Name of the Company: ROTO PUMPS LIMITED			
Scrip Code, Name of the scrip, class of security: 517500			
Quarter ended: 31.03.2014			
Partly paid-up shares:-			
	No. of partly paid-up shares	As a % of total no. of partly paid-up shares	As a % of total no. of shares of the company
Held by promoter/promoter group		#DIV/0!	0
Held by public		#DIV/0!	0
Total	0	#DIV/0!	0
Outstanding convertible securities:-			
	No. of outstanding securities	As a % of total no. of outstanding convertible securities	As a % of total no. of shares of the company, assuming full conversion of the convertible securities
Held by promoter/promoter group		#DIV/0!	0
Held by public		#DIV/0!	0
Total	0	#DIV/0!	0
Warrants:-			
	No. of warrants	As a % of total no. of warrants	As a % of total no. of shares of the company, assuming full conversion of warrants
Held by promoter/promoter group		#DIV/0!	0
Held by public		#DIV/0!	0
Total	0	#DIV/0!	0
Total paid-up capital of the company, assuming full conversion of warrants and convertible securities		3090761	



 Anand K. Varma
 Company Secretary

Statement Showing Shareholding Pattern

Category code	Category of Shareholder	Number of Shareholders	Table (I)(a)			Total shareholding as a percentage of total number of shares		Shares Pledged or otherwise encumbered	
			Total number of shares	Number of shares held in dematerialized form	As a percentage of (A+B) ¹	As a percentage of (A+B+C)	Number of shares	As a percentage	
			(III)	(IV)	(V)	(VI)	(VII)	(VIII)	(IX)=(VIII)/(VII)*100
(A)	Shareholding of Promoter and Promoter								
1	Indian								
(a)	Individuals/ Hindu Undivided Family								
		15	2154724	2151962	69.71	69.71		0.00	
(b)	Central Government/ State Government(s)				0.00	0.00		#DIV/0!	
(c)	Bodies Corporate				0.00	0.00		#DIV/0!	
(d)	Financial Institutions/ Banks				0.00	0.00		#DIV/0!	
(e)	Any Others(Specify)				0.00	0.00		#DIV/0!	
(e-i)					0.00	0.00		#DIV/0!	
(e-ii)					0.00	0.00		#DIV/0!	
	Sub Total(A)(1)	15	2154724	2151962	69.71	69.71	0	0.00	
2	Foreign								
a	Individuals (Non-Residents Individuals/ Foreign Individuals)				0.00	0.00		#DIV/0!	
b	Bodies Corporate				0.00	0.00		#DIV/0!	
c	Institutions				0.00	0.00		#DIV/0!	
d	Qualified Foreign Investor				0.00	0.00		#DIV/0!	
e	Any Others(Specify)				0.00	0.00		#DIV/0!	
e-i					0.00	0.00		#DIV/0!	
e-ii					0.00	0.00		#DIV/0!	
	Sub Total(A)(2)	0	0	0	0.00	0.00	0	#DIV/0!	
	Total Shareholding of Promoter and	15	2154724	2151962	69.71	69.71	0	0.00	
(B)	Public shareholding								
1	Institutions								
(a)	Mutual Funds/ UTI	2	1300		0.04	0.04			
(b)	Financial Institutions/ Banks	1	100		0.00	0.00			
(c)	Central Government/ State Government(s)				0.00	0.00			
(d)	Venture Capital Funds				0.00	0.00			
(e)	Insurance Companies				0.00	0.00			
(f)	Foreign Institutional Investors				0.00	0.00			
(g)	Foreign Venture Capital Investors				0.00	0.00			
(h)	Qualified Foreign Investor				0.00	0.00			
(i)	Any Other (specify)				0.00	0.00			
(i-ii)					0.00	0.00			
(i-iii)					0.00	0.00			
	Sub-Total (B)(1)	3	1400	0	0.05	0.05			
B 2	Non-institutions								
(a)	Bodies Corporate	84	100640	90540	3.26	3.26			
(b)	Individuals				0.00	0.00			
i	Individuals-i: Individual shareholders holding nominal share capital up to Rs 1 lakh	2539	590049	484245	19.09	19.09			
ii	Individuals-ii: Individual shareholders holding nominal share capital in excess of Rs 1 lakh	5	132663	132663	4.29	4.29			
(c)	Qualified Foreign Investor				0.00	0.00			
(d)	Any Other (specify) CLEARING MEMBERS				0.00	0.00			
(d-i)	CLEARING MEMBERS	22	30429	30429	0.98	0.98			
(d-ii)	NON-RESIDENTS	18	80756	4256	2.61	2.61			
(d-iii)	TRUST	1	100		0.00	0.00			
	Sub-Total (B)(2)	2669	934637	742133	30.24	30.24			
(B)	Total Public Shareholding (B)= (B)(1)+(B)(2)	2672	936037	742133	30.29	30.29			
	TOTAL (A)+(B)	2687	3090761	2894095	100.00	100.00			
(C)	Shares held by Custodians and against which Depository Receipts have been issued								
1	Promoter and Promoter Group					0.00		#DIV/0!	
2	Public					0.00		#DIV/0!	
	Sub-Total (C)	0	0	0		0	0	0	
	GRAND TOTAL (A)+(B)+(C)	2687	3090761	2894095		100.00	0	0.00	

For ROPO PUMPS LTD.

 Anand K. Verma
 Company Secretary


Sr.No	Notes
1	Total foreign shareholding is 80756 shares constituting 2.61% of total paidup share capital.
2	List of promoter holding is enclosed.
3	List of persons in public category holding morethan 1% of the paidup share capital is enclosed.
4	No persons in public category holds morethan 5% of the paidup share capital.
5	
6	
7	
8	
9	

For PCTO PUNE'S LTD

 K. Verma
 Company Secretary

(I)(b) Statement showing holding of securities (including shares, warrants, convertible securities) of persons belonging to the category "Promoter and Promoter Group"

Sr.	Name of the shareholder	Details of Shares held		Encumbered shares (*)			Details of warrants		Details of convertible securities		Total shares (including underlying shares assuming full conversion of warrants and convertible securities) as a % of diluted share capital
		Number of shares held	As a % of grand total (A)+(B)+(C)	No.	As a percentage	As a % of grand total (A)+(B)+(C) of sub-clause (I)(a)	Number of warrants held	As a % total number of warrants of the same class	Number of convertible securities held	As a % total number of convertible securities of the same class	
(I)	(II)	(III)	(IV)	(V)	(VI)=(V)/(III)*100	(VII)	(VIII)	(IX)	(X)	(XI)	(XII)
1	N K Gupta HUF	297732	9.63	0	0.00	0.00		#DIV/0!		#DIV/0!	
2	Anurag Gupta	217067	7.02	0	0.00	0.00		#DIV/0!		#DIV/0!	
3	Arvind Gupta	242067	7.83	0	0.00	0.00		#DIV/0!		#DIV/0!	
4	Asha Gupta	499933	16.18	0	0.00	0.00		#DIV/0!		#DIV/0!	
5	H C Gupta	394739	12.77	0	0.00	0.00		#DIV/0!		#DIV/0!	
6	H C Gupta HUF	214220	6.93	0	0.00	0.00		#DIV/0!		#DIV/0!	
7	Manoj Agarwal	3865	0.13	0	0.00	0.00		#DIV/0!		#DIV/0!	
8	Mansi Kanoria	31740	1.03	0	0.00	0.00		#DIV/0!		#DIV/0!	
9	Madhu Agarwal	20720	0.67	0	0.00	0.00		#DIV/0!		#DIV/0!	
10	Neera Gupta	169715	5.49	0	0.00	0.00		#DIV/0!		#DIV/0!	
11	Rajeeta Gupta	27031	0.87	0	0.00	0.00		#DIV/0!		#DIV/0!	
12	Rajendra Kumar Gupta	2762	0.09	0	0.00	0.00		#DIV/0!		#DIV/0!	
13	Rolly Gupta	26766	0.87	0	0.00	0.00		#DIV/0!		#DIV/0!	
14	Shalini Gupta	6167	0.20	0	0.00	0.00		#DIV/0!		#DIV/0!	
15	Urmila Agarwal	200	0.01	0	0.00	0.00		#DIV/0!		#DIV/0!	
TOTAL		2154724	69.71	0	0.00	0.00	0	#DIV/0!	0	#DIV/0!	0


(*) The term "encumbrance" has the same meaning as assigned to it in regulation 28(3) of the SAST Regulations, 2011

For FOTD PUS

 Company Secretary

(I)(d) Statement showing details of locked-in shares

Sr. No.	Name of the shareholder	Number of locked-in shares	Locked-in shares as a percentage of total number of shares [i.e., Grand Total (A)+(B)+(C) indicated in Statement at para (I)(a) above]
1	NIL		0.00
2			0.00
3			0.00
4			0.00
5			0.00
6			0.00
7			0.00
8			0.00
9			0.00
TOTAL		0	0.00

For ROIO PUNJ LTD


Company Secretary

(II)(a) Statement showing details of Depository Receipts (DRs)

Sr. No.	Type of outstanding DR (ADRs, GDRs, SDRs, etc.)	Number of outstanding DRs	Number of shares underlying outstanding DRs	Shares underlying outstanding DRs as a percentage of total number of shares {i.e., Grand Total (A)+(B)+(C) indicated in Statement at para (I)(a) above}
1	NIL			0.00
2				0.00
3				0.00
4				0.00
5				0.00
6				0.00
7				0.00
8				0.00
9				0.00
TOTAL		0	0	0.00



