


Introductory sub-table (I)(a)

Name of the Company: ROTO PUMPS LIMITED			
Scrip Code, Name of the scrip, class of security: 517500			
Quarter ended: 30.06.2014			
Partly paid-up shares:-	No. of partly paid-up shares	As a % of total no. of partly paid-up shares	As a % of total no. of shares of the company
Held by promoter/promoter group		#DIV/0!	0
Held by public		#DIV/0!	0
Total	0	#DIV/0!	0
Outstanding convertible securities:-	No. of outstanding securities	As a % of total no. of outstanding convertible securities	As a % of total no. of shares of the company, assuming full conversion of the convertible securities
Held by promoter/promoter group		#DIV/0!	0
Held by public		#DIV/0!	0
Total	0	#DIV/0!	0
Warrants:-	No. of warrants	As a % of total no. of warrants	As a % of total no. of shares of the company, assuming full conversion of warrants
Held by promoter/promoter group		#DIV/0!	0
Held by public		#DIV/0!	0
Total	0	#DIV/0!	0
Total paid-up capital of the company, assuming full conversion of warrants and convertible securities		3090761	

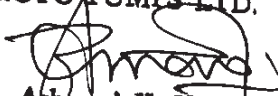
For ROTO PUMPS LTD.



Ashwani K. Verma
Company Secretary

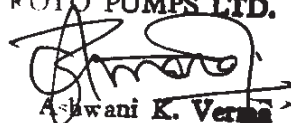
Statement Showing Shareholding Pattern								
Category code	Category of Shareholder	Number of Shareholders	Table (I)(a)		Total shareholding as a percentage of total number of shares		Shares Pledged or otherwise encumbered	
			Total number of shares	Number of shares held in dematerialized form	As a percentage of (A+B) ¹	As a percentage of (A+B+C)	Number of shares	As a percentage of (VII)/(IV)*100
(i)	(ii)	(iii)	(iv)	(v)	(vi)	(vii)	(viii)	(ix)
(A)	Shareholding of Promoter and Promoter							
1	Indian							
(a)	Individuals/Hindu Undivided Family							
		15	2154724	2154724	69.51	69.51		0.00
(b)	Central Government/ State Government(s)				0.00	0.00		#DIV/0!
(c)	Bodies Corporate				0.00	0.00		#DIV/0!
(d)	Financial Institutions/ Banks				0.00	0.00		#DIV/0!
(e)	Any Others(Specify)				0.00	0.00		#DIV/0!
(e-i)					0.00	0.00		#DIV/0!
(e-ii)					0.00	0.00		#DIV/0!
	Sub Total(A)(1)	15	2154724	2154724	69.51	69.51	0	0.00
2	Foreign							
a	Individuals (Non-Residents Individuals/ Foreign individuals)				0.00	0.00		#DIV/0!
b	Bodies Corporate				0.00	0.00		#DIV/0!
c	Institutions				0.00	0.00		#DIV/0!
d	Qualified Foreign Investor				0.00	0.00		#DIV/0!
e	Any Others(Specify)				0.00	0.00		#DIV/0!
e-i					0.00	0.00		#DIV/0!
e-ii								
	Sub Total(A)(2)	0	0	0	0.00	0.00	0	#DIV/0!
	Total Shareholding of Promoter and	15	2154724	2154724	69.71	69.71	0	0.00
(B)	Public shareholding							
1	Institutions							
(a)	Mutual Funds/ UTI	2	1300		0.04	0.04		#DIV/0!
(b)	Financial Institutions/ Banks	1	100		0.00	0.00		#DIV/0!
(c)	Central Government/ State Government(s)				0.00	0.00		#DIV/0!
(d)	Venture Capital Funds				0.00	0.00		#DIV/0!
(e)	Insurance Companies				0.00	0.00		#DIV/0!
(f)	Foreign Institutional Investors	1	38270	38270	1.23	1.23		#DIV/0!
(g)	Foreign Venture Capital Investors				0.00	0.00		#DIV/0!
(h)	Qualified Foreign Investor				0.00	0.00		#DIV/0!
(i)	Any Other (specify)				0.00	0.00		#DIV/0!
(i-i)					0.00	0.00		#DIV/0!
(i-ii)								
	Sub-Total (B)(1)	4	39670	38270	1.27	1.27		#DIV/0!
B 2	Non-institutions							
(a)	Bodies Corporate	98	82618	72518	2.67	2.67		#DIV/0!
(b)	Individuals							
I	Individuals -i Individual shareholders holding nominal share capital up to Rs 1 lakh	2521	558599	453695	18.32	18.32		#DIV/0!
II	ii. Individual shareholders holding nominal share capital in excess of Rs. 1 lakh.	6	144401	144401	4.66	4.66		#DIV/0!
(c)	Qualified Foreign Investor				0.00	0.00		#DIV/0!
(d)	Any Other-Clearing members	38	29439	29439	0.95	0.95		#DIV/0!
(d-i)	Non-Residents	24	81210	4710	2.63	2.63		#DIV/0!
(d-ii)	Trust	1	100		0.00	0.00		#DIV/0!
	Sub-Total (B)(2)	2688	896367	704763	29.00	29.00		#DIV/0!
(B)	Total Public Shareholding (B)= (B)(1)+(B)(2)	2692	936037	743033	30.29	30.29		#DIV/0!
	TOTAL (A)+(B)	2707	3090761	2897757	100.00	100.00		#DIV/0!
(C)	Shares held by Custodians and against which Depository Receipts have been issued							
1	Promoter and Promoter Group					0.00		#DIV/0!
2	Public					0.00		#DIV/0!
	Sub-Total (C)	0	0	0		0	0	#DIV/0!
	GRAND TOTAL (A)+(B)+(C)	2707	3090761	2897757		100.00	0	0.00

for ROTO PUMPS LTD.


Ashwani K. Verma
Company Secy

Sr.No	Notes
1	Total foreign shareholding is 81210 shares constituting 2.63% of total paidup share capital.
2	Listing of promoter holding is enclosed
3	List of persons in public category holding morethan 1% of the paidup share capital is enclosed.
4	No persons in public category holds morethan 5% of the paidup share capital.
5	
6	
7	
8	
9	


For ROTO PUMPS LTD.


Ashwani K. Verma
Company Secretary

(I)(b) Statement showing holding of securities (including shares, warrants, convertible securities) of persons belonging to the category "Promoter and Promoter Group"

Sr. No.	Name of the shareholder	Details of Shares held		Encumbered shares (*)			Details of warrants		Details of convertible securities		Total shares (including underlying shares assuming full conversion of warrants and convertible securities) as a % of diluted share capital
		Number of shares held	As a % of grand total (A)+(B)+(C)	No.	As a percentage	As a % of grand total (A)+(B)+(C) of sub-clause (I)(a)	Number of warrants held	As a % total number of warrants of the same class	Number of convertible securities held	As a % total number of convertible securities of the same class	
(i)	(ii)	(iii)	(iv)	(v)	(vi)=(v)/(iii)*100	(vii)	(viii)	(ix)	(x)	(xi)	(xii)
1	N. K. Gupta HUG	297732	9.63		0.00	0.00		#DIV/0!		#DIV/0!	
2	Anurag Gupta	217067	7.02		0.00	0.00		#DIV/0!		#DIV/0!	
3	Arvind Gupta	242067	7.83		0.00	0.00		#DIV/0!		#DIV/0!	
4	Asha Gupta	499933	16.18		0.00	0.00		#DIV/0!		#DIV/0!	
5	H C Gupta	394739	12.77		0.00	0.00		#DIV/0!		#DIV/0!	
6	H C Gupta HUF	214220	6.93		0.00	0.00		#DIV/0!		#DIV/0!	
7	Manoj Agarwal	3865	0.13		0.00	0.00		#DIV/0!		#DIV/0!	
8	Mansi Kanoria	31740	1.03		0.00	0.00		#DIV/0!		#DIV/0!	
9	Madhu Agarwal	20720	0.67		0.00	0.00		#DIV/0!		#DIV/0!	
10	Neera Gupta	169715	5.49		0.00	0.00		#DIV/0!		#DIV/0!	
11	Rajeeta Gupta	27031	0.87		0.00	0.00		#DIV/0!		#DIV/0!	
12	Rajinder Kumar Gupta	2762	0.09		0.00	0.00		#DIV/0!		#DIV/0!	
13	Rolly Gupta	26766	0.87		0.00	0.00		#DIV/0!		#DIV/0!	
14	Shalini Gupta	6167	0.20		0.00	0.00		#DIV/0!		#DIV/0!	
15	Urmila Agarwal	200	0.01		0.00	0.00		#DIV/0!		#DIV/0!	
TOTAL		2154724	69.71	0	0.00	0.00	0	#DIV/0!	0	#DIV/0!	0

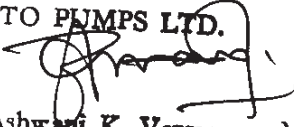
(*) The term "encumbrance" has the same meaning as assigned to it in regulation 28(3) of the SAST Regulations, 2011

For ROTA PUMPS LTD.

Ashwani K. Verma
 Company Secretary

(D)(c)(i) Statement showing holding of securities (including shares, warrants, convertible securities) of persons belonging to the category "Public" and holding more than 1% of the total number of shares

Sr. No.	Name of the shareholder	Number of shares held	Shares as a percentage of total number of shares {i.e., Grand Total (A)+(B)+(C) indicated in Statement at para (I)(a) above}	Details of warrants		Details of convertible securities		Total shares (including underlying shares assuming full conversion of warrants and convertible securities) as a % of diluted share capital
				Number of warrants held	As a % total number of warrants of the same class	Number of convertible securities held	% w.r.t total number of convertible securities of the same class	
1	Debra Pauly	76400	2.47		#DIV/0!		#DIV/0!	
2	Quant Capital Holding Pvt. Ltd.	39612	1.28		#DIV/0!		#DIV/0!	
3	Seetha Kumari	38634	1.25		#DIV/0!		#DIV/0!	
4	Passage To India Master Fund Ltd.	38270	1.24		#DIV/0!		#DIV/0!	
5	Amit Gupta	37250	1.21		#DIV/0!		#DIV/0!	
6			0.00		#DIV/0!		#DIV/0!	
7			0.00		#DIV/0!		#DIV/0!	
8			0.00		#DIV/0!		#DIV/0!	
9			0.00		#DIV/0!		#DIV/0!	
10			0.00		#DIV/0!		#DIV/0!	
TOTAL		230166	7.45	0	#DIV/0!	0	#DIV/0!	0

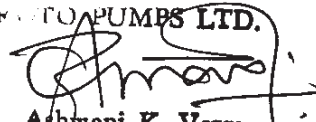
For ROTO PUMPS LTD.


Ashwani K. Verma
Company Secretary

(I)(c)(ii) Statement showing holding of securities (including shares, warrants, convertible securities) of persons (together with PAC) belonging to the category "Public" and holding more than 5% of the total number of shares of the company

Sr. No.	Name(s) of the shareholder(s) and the Persons Acting in Concert (PAC) with them	Number of shares	Shares as a percentage of total number of shares (i.e., Grand Total (A)+(B)+(C) indicated in Statement at para (I)(a) above)	Details of warrants		Details of convertible securities		Total shares (including underlying shares assuming full conversion of warrants and convertible securities) as a % of diluted share capital
				Number of warrants	As a % total number of warrants of the same class	Number of convertible securities held	% w.r.t total number of convertible securities of the same class	
1	NIL		0.00		#DIV/0!		#DIV/0!	
2			0.00		#DIV/0!		#DIV/0!	
3			0.00		#DIV/0!		#DIV/0!	
4			0.00		#DIV/0!		#DIV/0!	
5			0.00		#DIV/0!		#DIV/0!	
6			0.00		#DIV/0!		#DIV/0!	
7			0.00		#DIV/0!		#DIV/0!	
8			0.00		#DIV/0!		#DIV/0!	
9			0.00		#DIV/0!		#DIV/0!	
10			0.00		#DIV/0!		#DIV/0!	
TOTAL		0	0.00	0	#DIV/0!	0	#DIV/0!	0

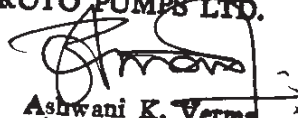
For KUSTO PUMPS LTD.


Athwani K. Verma
Company Secretary

(I)(d) Statement showing details of locked-in shares

Sr. No.	Name of the shareholder	Number of locked-in shares	Locked-in shares as a percentage of total number of shares {i.e., Grand Total (A)+(B)+(C) indicated in Statement at para (I)(a) above}
1	NIL		0.00
2			0.00
3			0.00
4			0.00
5			0.00
6			0.00
7			0.00
8			0.00
9			0.00
TOTAL		0	0.00


For ROTO PUMPS LTD.


Ashwani K. Verma
Company Secretary

(II)(a) Statement showing details of Depository Receipts (DRs)

Sr. No.	Type of outstanding DR (ADRs, GDRs, SDRs, etc.)	Number of outstanding DRs	Number of shares underlying outstanding DRs	Shares underlying outstanding DRs as a percentage of total number of shares {i.e., Grand Total (A)+(B)+(C) indicated in Statement at para (I)(a) above}
1	NIL			0.00
2				0.00
3				0.00
4				0.00
5				0.00
6				0.00
7				0.00
8				0.00
9				0.00
TOTAL		0	0	0.00

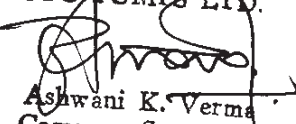
For ROTO PUMPS LTD.


Ashwani K. Verma
Company Secretary

(II)(b) Statement showing holding of Depository Receipts (DRs), where underlying shares held by "promoter/promoter group" are in excess of 1% of the total number of shares

Sr. No.	Name of the DR Holder	Type of outstanding DR (ADRs, GDRs, SDRs, etc.)	Number of shares underlying outstanding DRs	Shares underlying outstanding DRs as a percentage of total number of shares (i.e., Grand Total (A)+(B)+(C) indicated in Statement at para (I)(a) above)
1	NIL			0.00
2				0.00
3				0.00
4				0.00
5				0.00
6				0.00
7				0.00
8				0.00
9				0.00
TOTAL			0	0.00

For ROTO PUMPS LTD.


 Ashwani K. Verma
 Company Secretary