



UNAUDITED CONSOLIDATED FINANCIAL RESULTS FOR THE QUARTER ENDED JUNE 30, 2014
 (In ₹ Crore)

Sr. No	Particulars	Quarter ended 30.06.14 (Unaudited)	Quarter ended 31.03.14 (Unaudited)	Quarter ended 31.03.14 (Audited)	9 Months ended 31.03.14 (Audited)
1	Net Sales/Income from Operations	881.28	1,114.78	612.20	2,501.72
2	Total Income from operations	881.28	1,114.78	612.20	2,501.72
3	Expenses	349.89	466.35	155.82	826.48
a	Cost of materials & technical subcontractors	171.82	285.17	155.40	629.06
b	Employee benefits expense	144.65	134.22	88.90	363.64
c	Depreciation and amortization expense	63.50	81.89	73.60	240.41
d	Other expenses	729.86	967.63	473.81	2,059.59
4	Total Expenses	151.42	147.15	138.39	442.13
5	Profit from operations before other income, finance costs and exceptional items (1 - 2)	733	(8.63)	15.95	5.68
6	Profit/(Loss) before finance costs and exceptional items (3 + 4)	158.75	138.52	154.34	447.81
7	Finance costs	89.85	87.02	68.48	247.94
8	Profit/(Loss) before exceptional items and tax (5 - 6)	68.90	51.50	85.86	199.87
9	Exceptional item: Additional depreciation due to change in estimates	68.90	51.50	(1,153.68)	199.87
10	Profit after exceptional item before tax (7 - 8)	7.10	(87.31)	(1,067.82)	(83.80)
11	Tax expense	61.80	138.81	(1,045.94)	283.67
12	Net Profit/(Loss) after exceptional item and tax (9 - 10)	61.80	138.82	(1,045.94)	283.67
13	Add/(Less) Minority Share in Loss/(Profit)	161.33	161.33	161.33	1,192.05
14	Net Profit/(Loss) after tax, minority interest and exceptional item (11 + 12)	3.8	8.6	6.7	17.6
15	Reserves excluding Revaluation Reserves	3.7	8.4	6.7	17.1
16.i	Earnings Per Share before Exceptional Item (of ₹ 10/-each)	3.8	8.6	6.7	17.6
16.ii	Earnings Per Share after Exceptional Item (of ₹ 10/-each)	3.7	8.4	6.7	17.1
16.iii	Basic EPS (in ₹) (not annualised)	3.8	8.6	(64.8)	17.6
16.iv	Diluted EPS (in ₹) (not annualised)	3.7	8.4	(64.8)	17.1

PART II SELECT INFORMATION FOR THE QUARTER ENDED JUNE 30, 2014

Sr. No	Particulars	Quarter ended 30.06.14	Quarter ended 31.03.14	Quarter ended 30.06.13 (Unaudited)	9 Months ended 31.03.14
A	PARTICULARS OF SHAREHOLDING				
1	Total Public Shareholding	79,795,798	84,357,463	79,795,798	79,795,798
	Number of Shares	49,333	52,29	49,446	49,446
2	Percentage of Shareholding				
a)	Promoters and Promoter Group Shareholding	12,500,000	11,500,000	12,500,000	12,500,000
	Number Of Shares	15,29	14,94	15,33	15,33
	Percentage of shares (as a % of the total shareholding of promoter and promoter group)	7.75	7.13	7.75	7.75
b)	Non-encumbered	69,243,298	65,471,633	69,033,298	69,033,298
	Number Of Shares	84,71	84,67	84,67	84,67
	Percentage of shares (as a % of the total shareholding of promoter and promoter group)	42.92	40.58	42.79	42.79
B	INVESTOR COMPLAINTS FOR THE QUARTER ENDED JUNE 30, 2014				
	Received during the quarter	34			
	Disposed of during the quarter				
	Remaining unresolved at the end of the quarter				NIL

SEGMENT-WISE REVENUE AND RESULTS FOR THE QUARTER ENDED JUNE 30, 2014
 (In ₹ Crore)

PARTICULARS	Quarter ended 30.06.14 (Unaudited)	Quarter ended 31.03.14 (Unaudited)	Quarter ended 30.06.13 (Unaudited)	9 Months ended 31.03.14 (Audited)
	Segment Revenue	246.38	321.19	176.44
Enterprise Geospatial & Engineering Solutions (EGES)	634.90	793.59	435.76	1,795.45
System Integration & Enterprise IT Solutions (EITS)	881.28	1,114.78	612.20	2,501.72
Less: Inter segment revenue				
Net revenue from operations				
Segment Profit/(Loss) before Depreciation and amortization expenses, other income, finance cost, exceptional items and tax	138.46	132.92	90.20	353.78
Enterprise Geospatial & Engineering Solutions (EGES)	157.61	148.45	137.09	451.99
System Integration & Enterprise IT Solutions (EITS)	296.07	281.37	227.29	805.77
TOTAL	7.33	(8.63)	15.95	5.68
Add: Other Income (Un allocable)	89.85	87.02	68.48	247.94
Less: Finance Costs (Un allocable)	144.65	134.22	88.90	363.64
Less: Depreciation and Amortization Expense (Un allocable)				
Less: Exceptional Item: Additional Depreciation due to change in estimates (Un allocable)	68.90	51.50	(1,067.82)	199.87
Profit after exceptional item before tax				
Notes on segment information:				
Segmental Capital Employed: Fixed assets used in the company's business or liabilities contracted have not been identified to any particular reportable segments. The company believes that it is currently, not practical to provide segment disclosures relating to total assets and liabilities.				

Notes:

- The above results were reviewed by the Audit Committee and approved by the Board of Directors at its meeting held on 9th August, 2014 and have undergone "Limited Review".
- Consolidated Revenue for Q1 FY-15 at ₹ 881.28 Cr. against ₹ 612.20 Cr. in Q4 FY-13, registering a Y-o-Y growth of 44.0%, and Q-o-Q decline of 20.9%.
- Consolidated EBITDA for Q1 FY-15 at ₹ 296.07 Cr. against ₹ 227.29 Cr. in Q4 FY-13, registering a Y-o-Y growth of 30.3% and Q-o-Q growth of 5.2%.
- Consolidated Profit before exceptional items and tax for Q1 FY-15 at ₹ 68.90 Cr. against ₹ 85.86 Cr. in Q4 FY-13, registering a Y-o-Y decline of 19.8% and Q-o-Q growth of 33.8%.
- In accordance with clause 41 of Listing agreement, the company has published consolidated financial results. Standalone Revenue: Profit before tax and Profit after tax and exceptional item for the Q1 FY-15 is ₹ 400.54 Cr. ₹ 106.13 Cr. and ₹ 224.88 Cr. respectively. The standalone financial results will, however, be made available to the Stock Exchanges where the company's securities are listed and will also be posted on the company's website www.rolta.com.
- Tax Expense includes provision for current tax and deferred tax.
- The figures of the quarter ended March 31, 2014 are the balancing figures between audited figures in respect of the year ended March 2014 and the unaudited year to date figures for the period ended December 2013 which were subject to limited review by the auditors of the Company.
- Previous period figures are regrouped/rearranged wherever necessary.

Kamal K Singh
 Chairman & Managing Director

Certified True Copy
For ROLTA INDIA LIMITED

Mumbai
 9th August, 2014

[Signature]
Authorised Signatory



ROLTA INDIA LIMITED

Regd. Office : Rolta Tower A, Rolta Technology Park, MIDC, Andheri (East), Mumbai - 400 093 Maharashtra, India. CIN : L74999MH1989PLC052384
Tel. Nos. 91-22-29266666 Fax No. 91-22-28365992 email id: investor@rolta.com; website: www.rolta.com



SEGMENT-WISE REVENUE AND RESULTS FOR THE QUARTER ENDED JUNE 30, 2014

PARTICULARS	Quarter ended 30.06.14 (Unaudited)		Quarter ended 31.03.14 (Unaudited)		9 Months ended 31.03.14 (Audited)	
	192.62	207.92	175.48	31.03.14 (Unaudited)	30.06.13 (Unaudited)	31.03.14 (Audited)
Segment Revenue	192.62	207.92	175.48	31.03.14 (Unaudited)	30.06.13 (Unaudited)	31.03.14 (Audited)
Enterprise Geospatial & Engineering Solutions (EGES)	192.62	207.92	175.48	31.03.14 (Unaudited)	30.06.13 (Unaudited)	31.03.14 (Audited)
System Integration & Enterprise IT Solutions (EITS)	400.54	412.15	352.53	150.89	201.64	527.68
Net revenue from operations	400.54	412.15	352.53	150.89	201.64	615.21
Segment Profit/(Loss) before Depreciation and amortization expenses, other income, finance cost, exceptional items and tax	136.04	157.17	121.54	107.36	132.99	338.66
Enterprise Geospatial & Engineering Solutions (EGES)	136.04	157.17	121.54	107.36	132.99	338.66
System Integration & Enterprise IT Solutions (EITS)	293.21	293.21	282.87	240.35	240.35	808.85
Other Income (Un allocable)	45.80	45.80	49.99	11.71	50.74	142.33
Add: Finance Costs (Un allocable)	145.51	131.89	131.89	81.66	81.66	354.21
Less: Depreciation and Amortization Expense (Un allocable)	125.45	125.45	125.45	52.47	52.47	152.47
Exceptional Item	231.58	231.58	145.18	145.18	145.18	1,033.06
Profit after exceptional item before tax	231.58	231.58	145.18	145.18	145.18	370.80
Notes on segment information: Fixed assets used in the company's business or liabilities contracted have not been identified to any particular Segmental Capital employed. The company believes that it is currently not practical to provide segment disclosures relating to total assets and liabilities reportable segments. The company believes that it is currently not practical to provide segment disclosures relating to total assets and liabilities reportable segments. The company believes that it is currently not practical to provide segment disclosures relating to total assets and liabilities reportable segments.						

Notes:

- The above results were reviewed by the Audit Committee and approved by the Board of Directors at its meeting held on 9th August, 2014 and have undergone "Limited Review".
- Exceptional item for the quarter ended June 30, 2014 represents gain at ₹ 125.45 Cr. towards sale/transfer of investment in Subsidiaries.
- Tax Expense includes provision for current tax and deferred tax.
- The figures of the quarter ended March 31, 2014 are the balancing figures between audited figures in respect of the year ended March 2014 and the unaudited year to date figures for the period ended December 2013 which were subject to limited review by the auditors of the Company.
- Previous period figures are regrouped/rearranged wherever necessary.

UNAUDITED UNCONSOLIDATED FINANCIAL RESULTS FOR THE QUARTER ENDED JUNE 30, 2014

Sr. No	Particulars	Quarter ended 30.06.14 (Unaudited)		Quarter ended 31.03.14 (Unaudited)		9 Months ended 31.03.14 (Audited)	
		400.54	412.15	352.53	1,142.89	370.80	1,142.89
1	Net Sales/Income from Operations	400.54	412.15	352.53	1,142.89	370.80	1,142.89
2	Total Income from operations	400.54	412.15	352.53	1,142.89	370.80	1,142.89
a.	Cost of materials & technical subcontractors	17.13	9.51	36.35	37.30	171.42	37.30
b.	Employee benefits expense	56.79	80.60	56.83	54.21	131.89	54.21
c.	Depreciation and amortization expense	145.51	131.89	19.02	125.32	19.02	125.32
d.	Other expenses	33.41	39.17	19.02	688.25	193.84	688.25
	Total Expenses	250.84	261.17	193.84	688.25	193.84	688.25
3	Profit/(Loss) before other income, finance costs and exceptional items (1 - 2)	149.70	150.98	158.69	454.64	158.69	454.64
4	Other income	2.23	(8.28)	11.71	6.02	11.71	6.02
5	Profit/(Loss) before finance costs and exceptional items (3 + 4)	151.93	142.70	170.40	460.66	170.40	460.66
6	Finance costs	45.80	49.99	50.74	142.33	50.74	142.33
7	Profit/(Loss) before exceptional items and tax (5 - 6)	106.13	92.71	119.66	318.33	119.66	318.33
8	Exceptional Item:						
a.	Additional depreciation due to change in estimates	125.45	52.47	(1,152.72)	52.47	52.47	52.47
b.	Profit on sale of investment	231.58	145.18	(1,033.06)	370.80	(88.59)	370.80
9	Profit after exceptional item before tax (7 - 8)	6.70	(88.62)	(24.13)	(88.59)	(88.59)	(88.59)
10	Tax expense	224.88	233.80	(1,008.93)	459.39	459.39	459.39
11	Net Profit/(Loss) after exceptional item and tax (9 - 10)	161.33	161.33	161.33	1,956.76	161.33	1,956.76
12	Participating Equity Share Capital (Face Value ₹ 10/-each)						
13	Reserves excluding Revaluation Reserves						
14.i	Earnings Per Share before Exceptional Item (of ₹ 10/-each)	6.2	11.3	8.9	25.2	8.9	25.2
14.ii	Earnings Per Share after Exceptional Item (of ₹ 10/-each)	5.9	10.9	8.9	24.5	8.9	24.5
	Basic EPS (in ₹) (not annualised)	13.9	14.5	(62.5)	38.5	(62.5)	38.5
	Diluted EPS (in ₹) (not annualised)	13.4	14.1	(62.5)	37.7	(62.5)	37.7

PART II SELECT INFORMATION FOR THE QUARTER ENDED JUNE 30, 2014

Sr. No	Particulars	Quarter ended 30.06.14		Quarter ended 31.03.14		9 Months ended 31.03.14	
		79,585,798	79,795,798	84,357,463	79,795,798	84,357,463	79,795,798
A	PARTICULARS OF SHAREHOLDING	79,585,798	79,795,798	84,357,463	79,795,798	84,357,463	79,795,798
1	Total Public Shareholding	49.23	49.46	52.29	49.46	49.46	49.46
2	Number of Shares	12,500,000	12,500,000	11,500,000	12,500,000	12,500,000	12,500,000
	Percentage of Shareholding	15.29	15.53	14.94	15.53	15.53	15.53
	Promoters and Promoter Group Shareholding	7.75	7.75	7.75	7.75	7.75	7.75
a)	Pledged/Encumbered						
	Number Of Shares						
	Percentage of shares (as a % of the total shareholding of promoter and promoter group)						
b)	Non-encumbered						
	Number Of Shares	69,243,298	69,033,298	65,471,633	69,033,298	69,033,298	69,033,298
	Percentage of shares (as a % of the total Share Capital of the company)	84.71	84.67	85.06	84.67	84.67	84.67
	Number Of Shares	42.92	42.79	40.58	42.79	42.79	42.79
	Percentage of shares (as a % of the total Share Capital of the company)						

B INVESTOR COMPLAINTS FOR THE QUARTER ENDED JUNE 30, 2014

Pending at the beginning of the quarter	Received during the quarter	Disposed of during the quarter	Remaining unresolved at the end of the quarter
NIL	34	34	NIL

Kamal K Singh
Chairman & Managing Director

Place : Mumbai
Date : 9th August, 2014

Certified True Copy
For ROLTA INDIA LIMITED
Authorised Signatory



Walker Chandiook & Co LLP


Walker Chandiook & Co LLP
(Formerly Walker, Chandiook & Co)
16th Floor, Tower II
Indiabulls Finance Centre
S B Marg, Elphinstone (W)
Mumbai 400013
India


Review Report

T +91 22 6626 2600
F +91 22 6626 2601

To the Board of Directors of Rolta India Limited

1. We have reviewed the accompanying statement of unaudited consolidated financial results (“the Statement”) of Rolta India Limited (“the Company”) and its subsidiaries (collectively referred to as “the Group”) for the quarter ended 30 June 2014 and the year to date results for the period 1 April 2014 to 30 June 2014, except for the disclosures regarding ‘Public Shareholding’ and ‘Promoter and Promoter Group Shareholding’ which have been traced from disclosures made by the management and have not been audited by us. This Statement is the responsibility of the Company’s Management and has been approved by the Board of Directors. Our responsibility is to issue a report on the Statement based on our review.
2. We conducted our review in accordance with the Standard on Review Engagements (SRE) 2410, Review of Interim Financial Information Performed by the Independent Auditor of the Entity, issued by the Institute of Chartered Accountants of India. This standard requires that we plan and perform the review to obtain moderate assurance as to whether the Statement is free of material misstatement. A review is limited primarily to inquiries of company personnel and analytical procedures, applied to financial data and thus provides less assurance than an audit. We have not performed an audit and accordingly, we do not express an audit opinion.
3. Based on our review conducted as above, nothing has come to our attention that causes us to believe that the accompanying Statement prepared in accordance with applicable accounting standards, as notified under the Companies (Accounting Standards) Rules, 2006 read with Rule 7 of the Companies (Accounts) Rules, 2014 in respect of Section 133 of the Companies Act, 2013 and other recognised accounting practices and policies has not disclosed the information required to be disclosed in terms of Clause 41 of the Listing Agreement including the manner in which it is to be disclosed, or that it contains any material misstatement.


For Walker Chandiook & Co LLP
(formerly Walker, Chandiook & Co)
Chartered Accountants
Firm Registration No: 001076N/N500013


per **Anvyn Jassani**
Partner
Membership No. F-46447

Mumbai, India
9 August 2014

Walker Chandiook & Co LLP


Walker Chandiook & Co LLP
(Formerly Walker, Chandiook & Co)
16th Floor, Tower II
Indiabulls Finance Centre
S B Marg, Elphinstone (W)
Mumbai 400013
India


T +91 22 6626 2600
F +91 22 6626 2601

Review Report

To the Board of Directors of Rolta India Limited

1. We have reviewed the accompanying statement of unaudited financial results ("the Statement") of Rolta India Limited ("the Company") for the quarter ended 30 June 2014 and the year to date results for the period 1 April 2014 to 30 June 2014, except for the disclosures regarding 'Public Shareholding' and 'Promoter and Promoter Group Shareholding' which have been traced from disclosures made by the management and have not been audited by us. This Statement is the responsibility of the Company's Management and has been approved by the Board of Directors. Our responsibility is to issue a report on the Statement based on our review.
2. We conducted our review in accordance with the Standard on Review Engagements (SRE) 2410, Review of Interim Financial Information Performed by the Independent Auditor of the Entity, issued by the Institute of Chartered Accountants of India. This standard requires that we plan and perform the review to obtain moderate assurance as to whether the Statement is free of material misstatement. A review is limited primarily to inquiries of company personnel and analytical procedures, applied to financial data and thus provides less assurance than an audit. We have not performed an audit and accordingly, we do not express an audit opinion.
3. Based on our review conducted as above, nothing has come to our attention that causes us to believe that the accompanying Statement prepared in accordance with applicable accounting standards, as notified under the Companies (Accounting Standards) Rules, 2006 read with Rule 7 of the Companies (Accounts) Rules, 2014 in respect of Section 133 of the Companies Act, 2013 and other recognised accounting practices and policies has not disclosed the information required to be disclosed in terms of Clause 41 of the Listing Agreement, including the manner in which it is to be disclosed, or that it contains any material misstatement.


For Walker Chandiook & Co LLP
(formerly Walker, Chandiook & Co)
Chartered Accountants
Firm Registration No: 001076N/N500013


per **Arjun Jassani**
Partner
Membership No. F-46447

Mumbai, India
9 August 2014

Rolta's Q1-FY-15 Consolidated Revenue Grows 44.0% and EBITDA 30.3% Y-o-Y

Mumbai – Rolta India Limited, a leading provider of innovative IT solutions for many vertical segments, including Federal and State Governments, Defence and Homeland Security, Utilities, Process, Power, Banking and Insurance, today announced unaudited financial results for quarter ended June 30, 2014 (Q1 FY-15).

FINANCIAL HIGHLIGHTS

- Consolidated Revenue for Q1 FY-15 at Rs.881.28 cr (Rs.8.81 Billion) against Rs. 612.20 cr (Rs. 6.12 Billion) in Q4 FY-13, registering a Y-o-Y growth of 44.0% and Q-o-Q decline of 20.9%.
- Consolidated EBITDA for Q1 FY-15 at Rs. 296.07 cr (Rs. 2.96 Billion) against Rs. 227.29 cr (Rs. 2.27 Billion) in Q4 FY-13, registering a Y-o-Y growth of 30.3% and Q-o-Q growth of 5.2%.
- Consolidated profit before exceptional item & tax for Q1 FY-15 at Rs. 68.90 cr (Rs. 0.69 Billion) against Rs. 85.86 cr (Rs. 0.86 Billion) in Q4 FY-13, registering a Y-o-Y decline of 19.8% and Q-o-Q growth of 33.8%.

Mr. K. K. Singh, Chairman and Managing Director said, "During FY14, Rolta achieved a number of milestones that helped the company achieve high growth over the previous year's revenue. Encouraged by this success of the Company's solutions-based business model, we are focusing on rapidly widening our market reach to not only win new customers, but also to engage with our 3500+ customer base to offer additional solutions and services from our expanded portfolio."

CORPORATE HIGHLIGHTS

AdvizeX, a wholly-owned Rolta company, has received strong recognition from various technology leaders. Redhat Linux honored the company with the "Rising Star Award". EMC® named the company as the North American "Services Partner of the Year" in recognition of Rolta's highly qualified staff and deep EMC product knowledge, and for delivering service excellence to customers. Based on its strong growth, Rolta improved its standing in Dataquest's ranking of ICT companies in India to 29, versus 43 in the previous year's list. The Company recently received the "Asia Training & Development Excellence Award" for "Best Practice in Learning Transfer for Improving Business Bottom Line" in recognition of Rolta's focused efforts to train its workforce to be effective in its transformation to IP-led solutions orientation.

Rolta recently completed issuance of 8.875%, 5-year Senior Notes to raise USD 300 Million in the international markets. This offering was oversubscribed by more than 8 times, reflecting the confidence of leading global investors in the Company's business model.

On the product development front, the Company has added to its solutions portfolio, including significant enhancements of functionality of Rolta OneView™ to make it more versatile and to provide deeper insights with diagnostic and prescriptive analytics.

Rolta continues to win projects in the areas of Geospatial & Engineering Systems, Enterprise IT, and Defense & Security by differentiating its solutions by uniquely combining its strengths in these areas of expertise. This is true for all geographical regions, vindicating Rolta's strategy of offering preconfigured but customized solutions that leverage Rolta's deep domain knowledge, its intellectual property, IT expertise and industry focus. Rolta continues to make rapid inroads into significant industry segments like Banking, Finance, Insurance, Manufacturing, Retail and Healthcare, apart from the traditional Rolta segments like, Oil & Gas, Utilities, Government, Infrastructure, and Defense & Security, where it remains strong. The pipeline is steadily undergoing a qualitative improvement, with larger, more sophisticated projects and greater contribution from Rolta IP.

Defense and Homeland Security:

Rolta has maintained its leadership position in the Defence and Homeland Security (HLS) sector in India. The Company's indigenous Command, Control, Intelligence, Surveillance and Reconnaissance (C2ISR) solutions that are based on Rolta IP, have practically become the standard for Indian defence with an installed base of hundreds of sites spread across the length and breadth of India.

For example, Rolta recently implemented its Enterprise Command and Control (C2) solution for Joint Warfare at Indian Military Tri-Services. This solution helps planning in 'team operations' across the Navy,



ROLTA

Press Note

Saturday, August 09, 2014

Air Force and Army for integrated and synchronized joint warfare and is being used for briefing and analysis to undertake unified combat operations by the tri-services.

The Company has also been invited by the Indian Army to participate in the largest C2 program for a Battlefield Management System (BMS) estimated to be worth over Rs. 50,000 Crores (\$8.3 B). This prestigious project is meant to deliver C2 capabilities to the fighting echelons, operating at the forward edge of the Tactical Battle Area at the Battalion and Combat Group levels. The heart of this project is C2 software and a key mandatory requirement is provision of such operationally proven indigenous software. Rolta's bid is unique, as it is built around the indigenous Rolta BMS Suite™ of software, which has been developed based on Rolta IP that is in effective use and operationally validated across various formations of the Army.

Our HLS business also continues to flourish, with major police organizations around the country placing their faith in state-of-the-art Rolta solutions. For example, the UP Police control room equipped with Rolta technology was recently inaugurated and received excellent reviews, and is now all set to serve the citizens of Lucknow. This integrated emergency response system comprising of Rolta IP, advanced communication switching technology and Mobile Data Terminals will provide 24/7 access to law enforcement and other emergency services – by the click of a mouse or through simple smart phone applications, a person in distress can seek assistance from anywhere. The modern Control Room at Lucknow, based on Rolta IP, is one of the most sophisticated installations in India.

Geospatial and Engineering Information Systems:

Rolta continues to win projects in all geographies by leveraging its IP and domain expertise, coupled with vertical-specific knowhow. The Company is developing and delivering innovative solutions to customers worldwide. They address diverse business needs of customers, such as spatially enabled asset management, workflow management for public works projects for city governments, and mobility solutions. Because these solutions offer new and unique approaches to enhance business effectiveness of a customer, there is increasing demand for replication, thereby providing opportunities to Rolta to open new markets.

For example, a unique solution was developed for Dubai RTA for centralized issuance of electronic “no objection certificates” (eNOC) to various agencies for carrying out public works in a coordinated manner, thereby reducing costs and delays. All GCC countries have evinced keen interest in such an eNOC solution. Another example is the order received by Rolta from Qatar government's project management organization for geo-enabling their asset management systems by leveraging Rolta OnPoint™. Similar Rolta solutions are already serving the needs of departments of transportation of various US and Canadian transportation agencies, as well as many municipalities throughout North America for assets management. Contracts for infrastructure upgrades, enhancements in analytics functionality, and mobility solutions were received in the quarter from many of these public service customers.

Rolta also expanded its European footprint by winning GIS projects in newer markets, such as, for Trakya in Turkey to provide digital mapping for their utility infrastructure. Our engagement with NPG continues to produce very satisfactory results, leading to additional large orders.

Rolta was recently awarded a multi-million dollar additional scope of work by Sadara Chemical Company. The Company was selected for the initial project, also valued at multi-million dollars, based on its unique combination of world class capabilities in Engineering and Information Technology (IT).

Enterprise IT — Business Intelligence, Big Data and Analytics, IT Consulting and Services

This is an area of IT that is rated as the top priority for CIOs and is attracting big investments. With some very unique IP that has received industry acclaim, such as Rolta OneView™, Rolta iPerspective™, Rolta GeoBI™, and many other suites, Rolta offers innovative approaches to implementing BI and Analytics. The pipeline for Rolta OneView™ opportunities is growing rapidly, with many PoCs in progress in all geographies, including various new markets and verticals, where the uniqueness of Rolta's solutions was a key factor for success. For example, Rolta was contracted by the largest independent petroleum refiner in the United States to provide a PoC of Rolta OneView's capabilities, before embarking on full implementation. Other contracts in the area of BI and Analytics include those for a U.S. nonprofit organization dedicated to furthering the expansion of college opportunities for students; a major healthcare data, analytics and advisory company; and a Fortune 19 healthcare company, representing



ROLTA

Rolta's success in multiple vertical segments. In the BFSI Analytics area, Rolta recently expanded into new territories by winning projects around Oracle Financial Services Analytic Application (OFSAA) from banks in Sri Lanka and Vietnam.

In the area of consulting and application development, Rolta has met with success in all markets. For example, in India, the Company has won many contracts, including one from The Department of Industries, Government of Maharashtra, for Design, Development, Implementation and 5 Years of Operations & Maintenance Support for Entrepreneurs Registration and Incentives Management System (ERIMS). In addition, Rolta is working on major "Rural Livelihood" projects to build transactional and reporting systems for access at the village level. This track record positions Rolta well for similar World Bank supported projects that would soon be rolled out by all States with average investment of about Rs. 10 Cr each.

Rolta supports leading global organizations in upgrading their systems with technologies like Oracle EBS R12 upgrades. One such example is the Company's project with a major soft drink manufacturer and distributor to upgrade their current systems to R12 and Oracle Plant Management implementations.

P2 Energy Solutions (P2) is a leading provider of highly sophisticated solutions for upstream oil and well lifecycle management to solve complex business challenges. Rolta was awarded a contract by a large, independent oil and gas company to customize and integrate their Oracle-based P2 applications and optimize these critical financial and operational accounting applications for improving their Return on Assets.

Managed Services is an area that is also growing rapidly for Rolta, especially as the Company expands the installed base of its IP. Rolta Americas added multi-million dollar contracts for additional work with existing customers. Projects included management of Hyperion Enterprise Performance Management and Hyperion Financial Management upgrades and enhancements for retail and financial services companies; Business Intelligence consulting and implementation for major utilities.

About Rolta: Rolta is a leading provider of innovative IT solutions for many vertical segments, including Federal and State Governments, Defense/HLS, Utilities, Process, Power, Financial Services, Manufacturing, Retail, and Healthcare. By uniquely combining its expertise in the IT, Engineering and Geospatial domains, Rolta develops exceptional solutions for these segments. The Company leverages its industry-specific know-how, rich repository of intellectual property that spans photogrammetry, image processing, geospatial applications, business intelligence, analytics, field-proven solution frameworks, and deep expertise in cutting-edge technologies like Geo BI, Analytics, Cloud computing, Software Defined Infrastructure and Big Data for providing sophisticated enterprise-level integrated solutions. Rolta is a multinational organization headquartered in India. The Company operates from 40 locations worldwide through its subsidiaries, and has executed projects in over 45 countries. The Company benchmarks its quality processes to the world's best standards, like successful assessment for Software Application Development and Maintenance at the highest Level 5 of SEI's CMMI® version 1.3. Rolta is listed on the Bombay Stock Exchange & National Stock Exchange, and forms part of various indices on BSE/NSE in India. The Company's GDRs are listed on the Main Board of London Stock Exchange. The Company's 'Senior Notes' are listed on Singapore Stock Exchange.

For additional information please visit www.rolta.com, or contact:

Atul Tayal
Jt. MD & COO – Domestic
Operations
Member of the Board
adtayal@rolta.com
Tel: +91 (22) 2926 6666

Preetha Pulusani
President – Americas
Member of the Board
preetha.pulusani@rolta.com
Tel: +1 (678) 942 5000

Pankit Desai
President – Business Operations:
Europe, Middle East and Africa
pankit.desai@rolta.com
Tel: +91 (22) 2926 6666

Hiranya Ashar
Director Finance & CFO
Member of the Board
hiranya.ashar@rolta.com
Tel: +91 (22) 2926 6666

Disclaimer: This press release includes statements that are not historical in nature and that may be characterized as "forward-looking statements", including those related to future financial and operating results, benefits and synergies of the Company's brands and strategies, future opportunities and the growth of the market for open source solutions. You should be aware that Rolta's actual results could differ materially from those contained in the forward-looking statements, which are based on current expectations of Rolta management and are subject to a number of risks and uncertainties, including, but not limited to, Rolta's ability to integrate acquired operations and employees, Rolta's success in executing its strategies, Rolta's ability to take a competitive position in the industry, business conditions and the general economy, market opportunities, potential new business strategies, competitive factors, sales and marketing execution, shifts in technologies or market demand, and any other factors. The Company may make additional written and oral forward-looking statements but do not undertake, and disclaim any obligation, to update them.

CIN:L74999MH1988PLC052104
E-mail: info@rolta.com