

Ricoh India Limited
Balance Sheet as at 31st March, 2012

(Amounts in Rs. Lacs)


	Note	As at 31st March, 2012	As at 31st March, 2011
EQUITY AND LIABILITIES			
Shareholder's Funds			
Share Capital	2	3,977	3,977
Reserves and Surplus	3	8,411	9,187
Non-Current Liabilities			
Other Long Term Liabilities	4	286	263
Long Term Provisions	5	465	400
Current Liabilities			
Short-Term Borrowings	6	11,471	-
Trade Payables	7	9,041	5,635
Other Current Liabilities	8	4,022	5,766
Short-Term Provisions	9	131	165
Total		37,805	25,393
ASSETS			
Non-Current Assets			
Fixed Assets			
Tangible Assets	10	2,329	1,174
Intangible Assets		1,218	326
Capital Work-in-Progress		23	12
Intangible Assets Under Development		156	73
Deferred Tax Assets (Net)	11	105	108
Long Term Loans and Advances	12	1,942	2,031
Other Non-Current Assets	13	2,135	1,139
Current Assets			
Inventories	14	7,340	5,040
Trade Receivables	15	9,721	5,374
Cash and Cash Equivalents	16	5,441	3,639
Short-Term Loans and Advances	17	2,977	1,306
Other Current Assets	18	4,417	5,171
Total		37,805	25,393

The accompanying 'Notes to Accounts' forms an integral part of the Financial Statements


As per our report of even date attached


For and on behalf of the Board


For SAHNI NATARAJAN AND BAHL
Chartered Accountants
Firm Registration Number: 002816N



(SURESH MALIK)
Partner
Membership Number: 082224

Place : New Delhi
Date : 24th July, 2012


U.P. Mathur
Director


R.K. Pandey
Director


T. Takano
Managing Director


Manoj Kumar
Chief Financial Officer


Manish Sehgal
Company Secretary

STATEMENT OF PROFIT AND LOSS
For the Year ended 31st March, 2012

(Amounts in Rs. Lacs)

	Note	Year Ended 31st March, 2012	Year Ended 31st March, 2011
INCOME			
Revenue from Operations	19	43,152	29,662
Other Income	20	173	143
		43,324	29,804
EXPENSES			
Purchases of Traded Goods	21	28,774	19,259
Changes in Inventories of Stock in Trade	22	(1,806)	(2,235)
Employee Benefits Expense	23	6,608	4,308
Depreciation and Amortisation	24	731	361
Finance Cost	25	575	37
Other expenses	26	8,690	5,531
		43,572	27,261
Loss Before Tax		(247)	2,543
Tax Expense			
Current Tax		-	(935)
Deferred Tax		(3)	37
Tax for Earlier Years		(10)	(8)
Net Profit /(Loss)		(261)	1,638
Earnings Per Share Basic & Diluted (In Rs.) (Equity Share par Value Rs 10. Each)	33	(0.65)	4.12

The accompanying 'Notes to Accounts' forms an integral part of the Financial Statements

As per our Report of even date attached

For and on behalf of the Board

For SAHNI NATARAJAN AND BAHL
Chartered Accountants
Firm Registration Number: 002816N




Partner


Membership Number: 082224


Place : New Delhi
Date : 24th July, 2012


U.P. Mathur
Director


R.K. Pandey
Director


T. Takano
Managing Director


Manoj Kumar
Chief Financial Officer


Manish Sehgal
Company Secretary