

# RELIANCE

CIN : L99999MH1929PLC001530

Reliance Infrastructure Limited  
Devidas Lane, Off SVP Road  
Near Devidas Telephone Exchange  
Borivali (W)  
Mumbai 400 103, India

Tel: +91 22 3009 9999  
Fax: +91 22 3009 8852  
www.rinfra.com

April 19, 2014

BSE Limited  
Phiroze Jeejeebhoy Towers  
Dalal Street, Fort  
Mumbai 400 001  
Fax No.: 2272 2037/39/41/61/3121/3719  
**BSE Scrip Code: 500390**

Dear Sirs,

**Sub: Shareholding Pattern for the quarter ended March 31, 2014**

Pursuant to Clause 35 of the Listing Agreement entered with the Stock Exchanges, we submit herewith Shareholding Pattern of the Company for the quarter ended March 31, 2014.

Kindly take the same on record.

Yours faithfully  
For Reliance Infrastructure Limited



Ramesh Shenoy  
Company Secretary


Encl.: As above

## (a) STATEMENT SHOWING SHAREHOLDING PATTERN

Name of the Company: RELIANCE INFRASTRUCTURE LIMITED								
Scrip Code : BSE 500390 NSE RELINFRA			Name of the Scrip : RELINFRA			Class of Security : EQUITY		
Quarter ended : 31 <sup>st</sup> March, 2014								
<b>Partly paid-up shares:-</b>		<b>No. of Partly paid-up shares</b>	<b>As a % of total no. of Partly paid-up shares</b>		<b>As a % of total no. of shares of the Company</b>			
Held by promoter/promoter group		0	0		0			
Held by public		0	0		0			
<b>Total</b>		<b>0</b>	<b>0.00</b>		<b>0.00</b>			
<b>Outstanding Convertible Securities:-</b>		<b>No. of outstanding securities</b>	<b>As a % of total no. of outstanding convertible securities</b>		<b>As a % of total no. of shares of the Company, assuming full conversion of the convertible securities</b>			
Held by promoter/promoter group		0	0		0			
Held by public		0	0		0			
<b>Total</b>		<b>0</b>	<b>0.00</b>		<b>0.00</b>			
<b>Warrants:-</b>		<b>No. of warrants</b>	<b>As a % of total no. of warrants</b>		<b>As a % of total no. of shares of the Company, assuming full conversion of warrants</b>			
Held by promoter/promoter group		0	0		0			
Held by public		0	0		0			
<b>Total</b>		<b>0</b>	<b>0</b>		<b>0</b>			
<b>Total paid-up capital of the Company, assuming full conversion of warrants and convertible securities</b>			<b>Rs 262,99,00,000 (26,29,90,000 equity shares)</b>					
Category Code	Category of Shareholder	No of Shareholders	Total No of Shares	Number of shares held in dematerialised Form (V)	Total Shareholding as percentage of total number of shares		Shares Pledged or otherwise encumbered	
					As a percentage of (A+B) (VI)	As a percentage of (A+B+C) (VII)	No of Shares (VIII)	As a percentage (IX=VIII/IV*100)
(A)	<b>Shareholding of Promoter and Promoter Group</b>							
(1)	<b>Indian</b>							
(a)	Individuals/Hindu Undivided Family	5	663424	663424	0.26	0.25	0	0.00
(b)	Central Government/State Governments	0	0	0	0.00	0.00		0.00
(c)	Bodies Corporate	4	126963612	126963612	48.99	48.28	0	0.00
(d)	Financial Institutions/Banks	0	0	0	0.00	0.00	0	0.00
(e)	Any Other (Specify)							
	<b>Sub -Total (A)(1)</b>	<b>9</b>	<b>127627036</b>	<b>127627036</b>	<b>49.25</b>	<b>48.53</b>	<b>0</b>	<b>0.00</b>
(2)	<b>Foreign</b>						N/A	N/A
(a)	Individuals(Non-Resident Individuals/Foreign Individuals)	0	0	0	0.00	0.00	0	0.00
(b)	Bodies Corporate	0	0	0	0.00	0.00	0	0.00
(c)	Institutions	0	0	0	0.00	0.00	0	0.00
(d)	Qualified Foreign Investor	0	0	0	0.00	0.00	0	0.00
(e)	Any Other (Specify)	0	0	0	0.00	0.00	0	0.00
	<b>Sub -Total (A)(2)</b>	<b>0</b>	<b>0</b>	<b>0</b>	<b>0.00</b>	<b>0.00</b>	<b>0</b>	<b>0.00</b>
	<b>Total of Promoter and Promoter Group (A)=(A)(1)+(A)(2)</b>	<b>9</b>	<b>127627036</b>	<b>127627036</b>	<b>49.25</b>	<b>48.53</b>	<b>0</b>	<b>0.00</b>
(B)	<b>Public Shareholding</b>							
(1)	<b>Institutions</b>						N/A	N/A
(a)	Mutual Funds /UTI	156	3002421	2965727	1.16	1.14	-	-
(b)	Financial Institutions/Banks	313	1504714	1489928	0.58	0.57	-	-
(c)	Central Government/State Governments	79	120853	53964	0.05	0.05	-	-
(d)	Venture Capital Funds	0	0	0	0.00	0.00	-	-
(e)	Insurance Companies	34	45861988	45861656	17.70	17.44	-	-
(f)	Foreign Institutional Investors	590	47578411	47564279	18.36	18.09	-	-
(g)	Foreign Venture Capital Investors	0	0	0	0.00	0.00	-	-
(h)	Qualified Foreign Investor	0	0	0	0.00	0.00	-	-
(i)	Any Other (Specify)	0	0	0	0.00	0.00	-	-
	<b>Sub -Total (B)(1)</b>	<b>1172</b>	<b>98068387</b>	<b>97935554</b>	<b>37.84</b>	<b>37.29</b>		

Contd..


5



# RELIANCE

(2)	Non-Institutions						N/A	N/A
(a)	Bodies Corporate	5299	3828244	3729850	1.48	1.46	-	-
(b)	Individuals							
	i. Individual shareholders holding nominal sharecapital up to Rs.1Lakh.	1208957	27016505	22646697	10.42	10.27	-	-
	ii. Individual shareholders holding nominal sharecapital in excess of Rs.1Lakh.	41	1170960	1129698	0.45	0.45	-	-
(c)	Qualified Foreign Investor	0	0	0	0.00	0.00	-	-
(d)	Any Other (Specify)	0	0	0	0.00	0.00	-	-
1	Trustee	0	0	0	0.00	0.00	-	-
2	NRIs/OCBs	13736	1454151	1188072	0.56	0.55	-	-
	<b>Sub -Total (B)(2)</b>	<b>1228033</b>	<b>33469860</b>	<b>28694317</b>	<b>12.91</b>	<b>12.73</b>	<b>N/A</b>	<b>N/A</b>
	<b>Total Public Shareholding B=(B)(1)+(B)(2)</b>	<b>1229205</b>	<b>131538247</b>	<b>126629871</b>	<b>50.75</b>	<b>50.02</b>	<b>N/A</b>	<b>N/A</b>
	<b>TOTAL (A) +(B)</b>	<b>1229214</b>	<b>259165283</b>	<b>254256907</b>	<b>100.00</b>	<b>98.55</b>	<b>N/A</b>	<b>N/A</b>
(C)	Shares held by Custodians and against which Depository Receipts have been issued							
1	Promoter and Promoter Group	0	0	0	N/A	0.00	N/A	N/A
2	Public	2	38 24 717	38 24 012	N/A	1.45	N/A	N/A
	<b>Sub - Total (C)</b>	<b>2</b>	<b>38 24 717</b>	<b>38 24 012</b>	<b>0.00</b>	<b>1.45</b>	<b>0</b>	<b>0.00</b>
	<b>GRAND TOTAL (A)+(B)+(C)</b>	<b>12 29 216</b>	<b>26 29 90 000</b>	<b>25 80 80 919</b>	<b>N/A</b>	<b>100.00</b>	<b>0</b>	<b>0.00</b>

9




**RELIANCE INFRASTRUCTURE LIMITED**  
(SHAREHOLDING PATTERN - 31.03.2014)

(b) Statement showing holding of securities (including shares, warrants, convertible securities) of persons belonging to the category "Promoter and Promoter Group"

Sr No (I)	Name of the shareholder (II)	Details of shares held		Encumbered shares (*)		Details of warrants		Details of convertible		Total shares (including full underlying shares assuming full conversion of warrants and convertible securities) as a % of diluted share capital (XII)	
		No. of Shares held (III)	As a % of Grand Total (A)+(B)+(C) (IV)	No. (V)	As a percentage (VI)=(V)/(III)*100 (VII)	As a % of grand total (A)+(B)+(C) of sub-clause (I)(a) (VIII)	Number of warrants held (IX)	As a % total number of warrants of the same class (X)	Number of convertible securities held (XI)		As a % total number of convertible securities of the same class (XII)
1	AAA Project Ventures Private Limited	10 61 48 937	40.36	-	-	0.00	-	0.00	-	0.00	40.36
2	Reliance Big Private Limited	1 95 00 000	7.41	-	-	0.00	-	0.00	-	0.00	7.41
3	Reliance Innovations Private Limited	8 84 675	0.33	-	-	0.00	-	0.00	-	0.00	0.33
4	Reliance ADA Group Trustees Private Limited	4 50 000	0.17	-	-	0.00	-	0.00	-	0.00	0.17
5	Kokila D Ambani	2 74 937	0.10	-	-	0.00	-	0.00	-	0.00	0.10
6	Anil D Ambani	1 39 437	0.05	-	-	0.00	-	0.00	-	0.00	0.05
7	Jitannmol A. Ambani	1 25 231	0.05	-	-	0.00	-	0.00	-	0.00	0.05
8	Tina A Ambani	1 23 812	0.05	-	-	0.00	-	0.00	-	0.00	0.05
9	Jaianshu A. Ambani	7	0.00	-	-	0.00	-	0.00	-	0.00	0.00
	<b>TOTAL</b>	<b>12 76 27 036</b>	<b>48.53</b>	<b>0</b>	<b>0</b>	<b>0.00</b>	<b>0</b>	<b>0.00</b>	<b>0</b>	<b>0.00</b>	<b>48.53</b>

(\*) The term "encumbrance" has the same meaning as assigned to it in regulation 28(3) of the SAST Regulations, 2011.



*[Handwritten signature]*


**RELIANCE INFRASTRUCTURE LIMITED**  
(SHAREHOLDING PATTERN - 31.03.2014)

**(c)(i) Statement showing holding of securities (including shares, warrants, convertible securities) of persons belonging to the category "Public" and holding more than 1% of the total number of shares**

Sr No	Name of the shareholder	No of shares held	Shares as a percentage of total number of shares (i.e., Grand Total (A)+(B)+(C) indicated in statement at para (i)(a) above)	Details of Warrants		Details of Convertible securities		Total shares (including underlying shares assuming full conversion of convertible securities)
				Number of warrants held	As a % of total number of warrants of the same class	Number of convertible securities held	% w.r.t. total number of convertible securities of the same class	
1	LIFE INSURANCE CORPORATION OF INDIA	22042410	8.38	-	-	-	-	8.38
2	LIC OF INDIA MARKET PLUS 1 GROWTH FUND	4290437	1.63	-	-	-	-	1.63
3	THE NEW INDIA ASSURANCE COMPANY LIMITED	4284186	1.63	-	-	-	-	1.63
4	THE BANK OF NEW YORK MELLON	3824717	1.45	-	-	-	-	1.45
5	THE ORIENTAL INSURANCE COMPANY LIMITED	3452891	1.31	-	-	-	-	1.31
6	BRANDES INSTITUTIONAL EQUITY TRUST	3236083	1.23	-	-	-	-	1.23
7	GENERAL INSURANCE CORPORATION OF INDIA	2884303	1.10	-	-	-	-	1.10
	<b>TOTAL</b>	<b>44015027</b>	<b>16.74</b>	<b>-</b>	<b>-</b>	<b>-</b>	<b>-</b>	<b>16.74</b>

**(c)(ii) Statement showing holding of securities (including shares, warrants, convertible securities) of persons (together with PAC) belonging to the category "Public" and holding more than 5% of the total number of shares of the company**

Sr No	Name(s) of the shareholder(s) and the Persons Acting in Concert (PAC) with them	No of shares held	Shares as a percentage of total number of shares (i.e., Grand Total (A)+(B)+(C) indicated in statement at para (i)(a) above)	Details of Warrants		Details of Convertible securities		Total shares (including underlying shares assuming full conversion of convertible securities)
				Number of warrants held	As a % of total number of warrants of the same class	Number of convertible securities held	% w.r.t. total number of convertible securities of the same class	
1	LIFE INSURANCE CORPORATION OF INDIA	22042410	8.38	-	-	-	-	8.38
	<b>TOTAL</b>	<b>22042410</b>	<b>8.38</b>	<b>-</b>	<b>-</b>	<b>-</b>	<b>-</b>	<b>8.38</b>



# RELIANCE

RELIANCE INFRASTRUCTURE LIMITED  
(SHAREHOLDING PATTERN - 31.03.2014)

**I(d) Statement showing details of locked-in shares**

Sr No	Name of the shareholder	No of locked-in shares	Locked-in shares as a percentage of total number of shares{i.e.,Grand Total (A)+(B)+(C) indicated in statement at para(I)(a) above}	Promoter Group / Promoter / Public
	Nil	Nil	--	
	<b>TOTAL</b>		<b>0.00</b>	

**II(a) Statement showing details of Depository Receipts (DRs)**

Sr No	Type of outstanding DR (ADRs,GDRs, SDRs,etc.)	Number of outstanding DRs	No of shares underlying outstanding DRs	Shares underlying outstanding DRs as a percentage of total number of shares{i.e.,Grand Total (A)+(B)+(C) indicated in statement at para(I)(a) above}
1	GDR	12 74 906	38 24 717	1.45
	<b>TOTAL</b>		<b>38 24 717</b>	<b>1.45</b>

**II(b) Statement showing Holding of Depository Receipts (DRs), where underlying shares held by 'Promoter/Promoter group' are in excess of 1% of the total number of shares**

Sr No	Name of the DR Holder	Type of outstanding DR (ADRs,GDRs, SDRs,etc.)	No of shares underlying outstanding DRs	Shares underlying outstanding DRs as a percentage of total number of shares{i.e.,Grand Total (A)+(B)+(C) indicated in statement at para(I)(a) above}
	Nil	Nil	0	0.00
	<b>TOTAL</b>		<b>0</b>	<b>0.00</b>

**III (a) Statement showing Voting Pattern of Shareholders, if more than one class of shares / securities is issued by the issuer**

Not Applicable

*Handwritten signature*

