


(1)(a) Statement showing Shareholding Pattern

Name of the Company : Redington (India) Limited

Script Code, Name of the scrip, class of security : 532805, Redington (India) Limited, Equity


As on Date : 31-Mar-2015

Partly paid-up shares	No. of partly paid-up shares	As a % of total no. of partly paid-up Shares	As a % of total no. of shares of the company
Held by promoter/promoter group	0	0	0
Held by public	0	0	0
Total	0	0	0
Outstanding convertible securities	No. of outstanding securities	As a % of total no. of outstanding convertible securities	As a % of total no. of shares of the company, assuming full conversion of the convertible securities
Held by promoter/promoter group	0	0	0
Held by public	0	0	0
Total	0	0	0
Warrants	No. of warrants	As a % of total no. of warrants	As a % of total no. of shares of the company, assuming full conversion of Warrants
Held by promoter/promoter group	0	0	0
Held by public	0	0	0
Total	0	0	0
Total paid-up capital of the company, assuming full conversion of warrants and convertible securities	399702790		

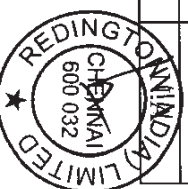


(I)(a) Statement showing Shareholding Pattern

Sr. no.	Category of shareholder	Number of shareholders	Total number of shares	Number of shares held in dematerialized form	Total shareholding as a percentage of total number of shares		Shares Pledged or otherwise encumbered	As a percentage (IX) = (VIII) / (IV) * 100
					As a percentage of (A+B) (VI)	As a percentage of (A+B+C) (VII)		
(I)	(II)	(III)	(IV)	(V)	(VI)	(VII)	(VIII)	(IX)
(A)	Promoter and Promoter Group							
(1)	Indian							
(a)	Individuals/Hindu Undivided Family	0	0	0	0.00	0.00	0	0
(b)	Central Government/State Government(s)	0	0	0	0.00	0.00	0	0
(c)	Bodies Corporate	0	0	0	0.00	0.00	0	0
(d)	Financial Institutions/Banks	0	0	0	0.00	0.00	0	0
(e)	Any Other (Total)	0	0	0	0.00	0.00	0	0
	Sub-Total (A)(1)	0	0	0	0.00	0.00	0	0.00
(2)	Foreign							
(a)	Individuals (Non-Resident Individuals/Foreign Individuals)	0	0	0	0.00	0.00	0	0.00
(b)	Bodies Corporate	1	53282932	53282932	13.33	13.33	0	0.00
(c)	Institutions	0	0	0	0.00	0.00	0	0.00
(d)	Qualified Foreign Investor	0	0	0	0.00	0.00	0	0.00
(e)	Any Other (Total)	0	0	0	0.00	0.00	0	0.00
	Sub-Total (A)(2)	1	53282932	53282932	13.33	13.33	0	0.00
	Total Shareholding of	1	53282932	53282932	13.33	13.33	0	0.00



Promoter and Promoter Group (A) = (A)(1)+(A)(2)									
(B) Public shareholding									
(1) Institutions									
(a)	Mutual Funds/UTI	37	50498555	50498555		12.64	12.63	N.A.	N.A.
(b)	Financial Institutions/Banks	2	30586	30586		0.01	0.01	N.A.	N.A.
(c)	Central Government/State Government(s)	0	0	0		0.00	0.00	N.A.	N.A.
(d)	Venture Capital Funds	0	0	0		0.00	0.00	N.A.	N.A.
(e)	Insurance Companies	0	0	0		0.00	0.00	N.A.	N.A.
(f)	Foreign Institutional Investors	98	112855402	112855402		28.23	28.23	N.A.	N.A.
(g)	Foreign Venture Capital Investors	0	0	0		0.00	0.00	N.A.	N.A.
(h)	Qualified Foreign Investor	0	0	0		0.00	0.00	N.A.	N.A.
(i)	Any Other (Total)	22	44584433	44584433		11.15	11.15	N.A.	N.A.
(11)	Foreign Portfolio Investor (Corporate) Category I	1	14563	14563		0.00	0.00	N.A.	N.A.
(12)	Foreign Portfolio Investor (Corporate) Category II	20	44455270	44455270		11.12	11.12	N.A.	N.A.
(13)	Foreign Portfolio Investor (Corporate) Category III	1	114600	114600		0.03	0.03	N.A.	N.A.
Sub-Total (B)(1)		159	207968976	207968976		52.03	52.03	N.A.	N.A.
(2) Non-institutions									
(a)	Bodies Corporate	509	23544307	23544307		5.89	5.89	N.A.	N.A.
(b)	Individuals - i. Individual Shareholders Holding Nominal Share Capital Up To >Rs. 1 Lakh.	18140	7557180	7541774		1.89	1.89	N.A.	N.A.
	Individuals - ii. Individual	11	2525024	2525024		0.63	0.63	N.A.	N.A.

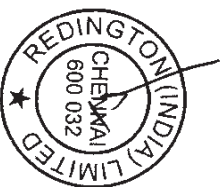


	Shareholders Holding Nominal Share Capital In Excess Of Rs. 1 Lakh								
(c)	Qualified Foreign Investor	0	0	0	0.00	0.00	N.A.	N.A.	
(d)	Any Other (Total)	1200	104824371	10476061	26.23	26.23	N.A.	N.A.	
(d1)	Clearing Members	104	256044	256044	0.07	0.07	N.A.	N.A.	
(d2)	Directors and their Relatives	6	898771	898721	0.22	0.22	N.A.	N.A.	
(d3)	Foreign Corporate Bodies	2	102245940	7950000	25.58	25.58	N.A.	N.A.	
(d4)	Foreign Nationals	8	159346	158096	0.04	0.04	N.A.	N.A.	
(d5)	Hindu Undivided Families	669	332856	332856	0.09	0.09	N.A.	N.A.	
(d6)	Non Resident Indians	407	930303	879233	0.23	0.23	N.A.	N.A.	
(d7)	Trusts	4	1111	1111	0.00	0.00	N.A.	N.A.	
	Sub-Total (B)(2)	19860	138450882	44087166	34.64	34.64	N.A.	N.A.	
	Total Public Shareholding (B) = (B)(1)+(B)(2)	20019	346419858	252056142	86.67	86.67	N.A.	N.A.	
	TOTAL (A)+(B)	20020	399702790	305339074	100.00	100.00	0	0.00	
(C)	Shares held by Custodians and against which Depository Receipts have been issued	0	0	0	N.A.	0.00	N.A.	N.A.	
C1	Promoter and Promoter Group	0	0	0	N.A.	0.00	N.A.	N.A.	
C2	Public	0	0	0	N.A.	0.00	N.A.	N.A.	
	GRAND TOTAL (A)+(B)+(C)	20020	399702790	305339074	N.A.	100.00	0	0.00	



(1)(b) Statement showing Shareholding of persons belonging to the category "Promoter and Promoter Group"

Sr. No.	Name of the shareholder	Total Shares held		Shares pledged or otherwise encumbered	as a % of grand total (A) + (B) + (C)	Number (V)	as a percentage (VI) = (V) / (III)*100	as a % of grand total (A) + (B) + (C) of sub-clause (D)(a) (VII)	Details of warrants		Details of convertible securities		Total shares (including underlying shares assuming full conversion of warrants and convertible securities) as a % of diluted share capital (XII)
		Number (III)	as a % of grand total (A) + (B) + (C) (IV)						Number of warrants held (VIII)	As a % total number of warrants of the same class (IX)	Number of convertible securities held (X)	As a % total number of convertible securities of the same class (XI)	
1	Harrow Investment Holding Limited	53282932	13.33	0	0.00	0	0.00	0.00	0	0.00	0	0.00	13.33
	TOTAL	53282932	13.33	0	0.00	0	0.00	0.00	0	0.00	0	0.00	13.33

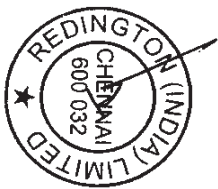


D(c) Statement showing Shareholding of persons belonging to the category "Public" and holding more than 1% of the total number of shares

Sr. No.	Name of the shareholder	Number of shares	Shares as a percentage of total number of shares {i.e., Grand Total (A)+(B)+(C) indicated in Statement at para (I)(a) above}	Details of warrants		Details of convertible securities		Total shares (including underlying shares assuming full conversion of warrants and convertible securities) as a % of diluted
				Number of warrants held	As a % total number of warrants of the same class	Number of convertible securities held	% w.r.t total number of convertible securities of the same class	
1	Synnex (Mauritius) Limited	94295940	23.59	0	0.00	0	0.00	23.59
2	Standard Chartered Private Equity (Mauritius) Limited	47686500	11.93	0	0.00	0	0.00	11.93
3	Fidelity	37033731	9.27	0	0.00	0	0.00	9.27
4	Franklin Templeton Fund	25303114	6.33	0	0.00	0	0.00	6.33
5	Reliance Capital Trustee Company Limited	21119911	5.28	0	0.00	0	0.00	5.28
6	Morgan Stanley	21087830	5.28	0	0.00	0	0.00	5.28
7	ICICI Prudential Life Insurance Company	20734654	5.19	0	0.00	0	0.00	



	Limited																		
8	IDFC Mutual Fund	11475000	2.86	0	0.00	0	0.00	0	0.00	2.86									
9	SBI Mutual Fund	8830000	2.21	0	0.00	0	0.00	0	0.00	2.21									
10	Kuwait Investment Authority Fund	5219081	1.32	0	0.00	0	0.00	0	0.00	1.32									
11	Dimensional Fund Advisors	4111483	1.03	0	0.00	0	0.00	0	0.00	1.03									
12	Wisdomtree Trust A/c	4028062	1.01	0	0.00	0	0.00	0	0.00	1.01									
	TOTAL	300925306	75.30	0	7400.00	0	0.00	0	0.00	75.3									



D(c) Statement showing Shareholding of persons belonging to the category "Public" and holding more than 5% of the total number of shares

Sr. No.	Name of the shareholder	Number of shares	Shares as a percentage of total number of shares {i.e., Grand Total (A)+(B)+(C) indicated in Statement at para (D)(a) above}	Details of warrants		Details of convertible securities		Total shares (including underlying shares assuming full conversion of warrants and convertible securities) as a % of diluted
				Number of warrants held	As a % total number of warrants of the same class	Number of convertible securities held	% w.r.t total number of convertible securities of the same class	
1	Symnex (Mauritius) Limited	94295940	23.59	0	0.00	0	0.00	23.59
2	Standard Chartered Private Equity (Mauritius) Limited	47686500	11.93	0	0.00	0	0.00	11.93
3	Fidelity	37033731	9.27	0	0.00	0	0.00	9.27
4	Franklin Templeton Fund	25303114	6.33	0	0.00	0	0.00	6.33
5	Reliance Capital Trustee Company Limited	211119911	5.28	0	0.00	0	0.00	5.28
6	Morgan Stanley	21087830	5.28	0	0.00	0	0.00	5.28
7	ICICI Prudential Life Insurance Company Limited	20734654	5.19	0	0.00	0	0.00	5.19
	TOTAL	267261680	66.87	0	0.00	0	0.00	66.87



(D)(d) Statement showing details of locked-in shares

Sr. No.	Name of the shareholder	Number of locked-in shares	Locked-in shares as a percentage of total number of shares (i.e., Grand Total (A)+(B)+(C) indicated in Statement at para (1)(a) above}
1	ASWANI KUMAR	1000	0.00
2	BEJOY JOHNSON	1000	0.00
3	SRINIVASAN ARUN	3000	0.00
4	MUKESH KANYALAL K	2800	0.00
5	REJI DANIEL	2895	0.00
6	SIVANANDAM B	3000	0.00
7	GOPI VENKATACHALAM	2000	0.00
	TOTAL	15695	0.00



(II)(a) Statement showing details of Depository Receipts (DRs)

Sr. No.	Type of outstanding DR (ADRs, GDRs, SDRs, etc.)	Number of outstanding DRs	Number of shares underlying outstanding DRs	Shares underlying outstanding DRs as a percentage of total number of shares {i.e., Grand Total (A)+(B)+(C) indicated in Statement at para (I)(a) above}
	TOTAL	0	0	0.00



(11)(b) Statement showing holding of Depository Receipts (DRs), where underlying shares held by 'promoter/promoter group' are in excess of 1% of the total number of shares

Sr. No.	Name of the DR Holder	Type of outstanding DR (ADRs, GDRs, SDRs, etc.)	Number of shares underlying outstanding DRs	Shares underlying outstanding DRs as a percentage of total number of shares (i.e., Grand Total (A)+(B)+(C) indicated in Statement at para (1)(a) above)
	TOTAL		0	0.00



(III) (a) Statement showing the voting pattern of shareholders, if more than one class of shares/securities is issued by the issuer.

Sr. no.	Category of shareholder	Number of Voting Rights held in each class of securities			Total Voting Rights (III+IV+V)	Total Voting Rights i.e. (VI)	
		Class X (III)	Class Y (IV)	Class Z (V)		As a percentage of (A+B) (VII)	As a percentage of (A+B+C) (VIII)
(I)	(II)				(VI)		
(A)	Promoter and Promoter Group ²						
(1)	Indian						
(a)	Individuals/Hindu Undivided Family	0	0	0	0	0.00	0.00
(b)	Central Government/State Government(s)	0	0	0	0	0.00	0.00
(c)	Bodies Corporate	0	0	0	0	0.00	0.00
(d)	Financial Institutions/Banks	0	0	0	0	0.00	0.00
(e)	Any Other (Total)	0	0	0	0	0.00	0.00
	Sub-Total (A)(1)	0	0	0	0	0.00	0.00
(2)	Foreign						
(a)	Individuals (Non-Resident Individuals/Foreign Individuals)	0	0	0	0	0.00	0.00
(b)	Bodies Corporate	0	0	0	0	0.00	0.00
(c)	Institutions	0	0	0	0	0.00	0.00
(d)	Qualified Foreign Investor	0	0	0	0	0.00	0.00
(e)	Any Other (Total)	0	0	0	0	0.00	0.00
	Sub-Total (A)(2)	0	0	0	0	0.00	0.00
	Total Shareholding of Promoter and Promoter Group (A)=(A)(1)+(A)(2)	0	0	0	0	0.00	0.00
(B)	Public shareholding						
(1)	Institutions						



(a)	Mutual Funds/UTI	0	0	0	0	0	0	0.00	0.00
(b)	Financial Institutions/Banks	0	0	0	0	0	0	0.00	0.00
(c)	Central Government/State Government(s)	0	0	0	0	0	0	0.00	0.00
(d)	Venture Capital Funds	0	0	0	0	0	0	0.00	0.00
(e)	Insurance Companies	0	0	0	0	0	0	0.00	0.00
(f)	Foreign Institutional Investors	0	0	0	0	0	0	0.00	0.00
(g)	Foreign Venture Capital Investors	0	0	0	0	0	0	0.00	0.00
(h)	Qualified Foreign Investor	0	0	0	0	0	0	0.00	0.00
(h)	Any Other (Total)	0	0	0	0	0	0	0.00	0.00
	Sub-Total (B)(1)	0	0	0	0	0	0	0.00	0.00
(2)	Non-institutions								
(a)	Bodies Corporate	0	0	0	0	0	0	0.00	0.00
(b)	Individuals - i. Individual Shareholders Holding Nominal Share Capital Up To >Rs. 1 Lakh.	0	0	0	0	0	0	0.00	0.00
	Individuals - ii. Individual Shareholders Holding Nominal Share Capital In Excess Of Rs. 1 Lakh	0	0	0	0	0	0	0.00	0.00
(c)	Qualified Foreign Investor	0	0	0	0	0	0	0.00	0.00
(d)	Any Other (Total)	0	0	0	0	0	0	0.00	0.00
	Sub-Total (B)(2)	0	0	0	0	0	0	0.00	0.00
	Total Public Shareholding (B)= (B)(1)+(B)(2)	0	0	0	0	0	0	0.00	0.00
	TOTAL (A)+(B)	0	0	0	0	0	0	0.00	0.00
(C)	Shares held by Custodians and against which Depository Receipts have been issued	0	0	0	0	0	0	0.00	0.00
C1	Promoter and Promoter Group	0	0	0	0	0	0	0	0
C2	Public	0	0	0	0	0	0	0	0
	GRAND TOTAL (A)+(B)+(C)	0	0	0	0	0	0	0.00	0.00

