

Name of the Company: RASHEL AGROTECH LIMITED
 Scrip Code: 532055
 Statement showing Shareholding Pattern
 Quarter ended: MARCH 2014

Category Code	Category of Shareholders	Number of Shareholders	Total No of Shares	Number of Shares held in dematerialized form	Total shareholding as a percentage of total number of shares		Number of Shares (IX)=(VIII)/(V)*100	As a percentage of (IX)
					As a percentage of (A+B)	As a percentage of (A+B+C)		
(I)	(II)	(III)	(IV)	(V)	(VI)	(VII)	(VIII)	(IX)
[A] Shareholding of Promoter and Promoter Group								
[A1]	Indian	7	116200	0	1.21	1.21	0	0.00
[A]	Individuals / Hindu undivided Family	0	0	0	0.00	0.00	0	0.00
[b]	Central Government / State Governments	2	12800	0	0.13	0.13	0	0.00
[c]	Bodies Corporate	0	0	0	0.00	0.00	0	0.00
[d]	Financial Institutions / Banks	0	0	0	0.00	0.00	0	0.00
[e]	Any other (specify)	4	0	0	0.00	0.00	0	0.00
[f]	Sub-Total [A] [1]	9	129000	0	1.35	1.35	0	0.00
[2]	Foreign Individuals (Non-resident / Individuals / Foreign Individuals)	0	0	0	0.00	0.00	0	0.00
[b]	Bodies Corporate	0	0	0	0.00	0.00	0	0.00
[c]	Institutions	0	0	0	0.00	0.00	0	0.00
[d]	Any other (specify)	0	0	0	0.00	0.00	0	0.00
[e]	Sub-Total [A] [2]	0	0	0	0.00	0.00	0	0.00
Total Shareholding of Promoter and Promoter Group								
[A] = [A] [1] + [A] [2]		9	129000	0	1.35	1.35	0	0.00
[B] Public shareholding								
[1]	Institutions	0	0	0	0.00	0.00	N/A	N/A
[a]	Mutual Funds / UTI	0	0	0	0.00	0.00	N/A	N/A
[b]	Financial Institutions / Banks	0	0	0	0.00	0.00	N/A	N/A
[c]	Central Government / State Governments	0	0	0	0.00	0.00	N/A	N/A
[d]	Venture Capital Funds	0	0	0	0.00	0.00	N/A	N/A
[e]	Insurance Companies	0	0	0	0.00	0.00	N/A	N/A
[f]	Foreign Institutional Investors	0	0	0	0.00	0.00	N/A	N/A
[g]	Foreign Venture Capital Investors	0	0	0	0.00	0.00	N/A	N/A
[h]	Any other (specify)	0	0	0	0.00	0.00	N/A	N/A
[i]	Sub-Total [B] [1]	0	0	0	0.00	0.00	0	0.00
[2]	Non-institutions	113	4522925	4522925	47.19	47.19	N/A	N/A
[a]	Bodies Corporate	0	0	0	0.00	0.00	N/A	N/A
[b]	Individuals	2654	2992841	2992841	31.23	31.23	N/A	N/A
[c]	i. Individual shareholders holding nominal share capital up to Rs. 1 Lakh.	69	1927860	1927860	20.11	20.11	N/A	N/A
[d]	ii. Individual shareholders holding nominal share capital (excess of Rs. 1 Lakh.	0	0	0	0.00	0.00	N/A	N/A
[e]	Any other (Clearing Member)	9	11874	11874	0.12	0.12	N/A	N/A
[f]	NRS	2645	9455300	9414099	98.65	98.65	0	0.00
[g]	Sub-Total [B] [2]	2654	9455300	9414099	98.65	98.65	0	0.00
Total Public shareholding								
[B] = [B] [1] + [B] [2]		2654	9455300	9414099	100.00	100.00	0	0.00
[C]	Shares held by Custodians and against which Depository receipts have been issued	0	0	0	0.00	0.00	N/A	N/A
GRAND TOTAL								
[A] + [B] + [C]		2654	9394300	9414099	100.00	100.00	0	0.00


Sr. No.

NOTES



Name of the Company: RASHEL AGROTECH LIMITED
 Scrip Code: 523055
 Statement showing Shareholding Pattern
 Quarter ended: MARCH 2014

Category Code	Category of Shareholders	Number of Shareholders	Total No of Shares	Number of Shares held in dematerialized form	Total shareholding as a Percentage of total number of shares		Number of Shares (VIII)	As a percentage of (IX)-(VIII)/(IV)*100 (IX)
					As a percentage of (A+B) (VII)	As a percentage of (A+B+C) (VII)		
(I)	Indian Promoter Group	(III)	(IV)	(V)	(VII)	(VII)	(VIII)	(IX)
(II)	Shareholding of Promoter and Promoter Group							
(I)	Indian							
(a)	Individuals / Hindu undivided Family	7	116200	0	1.21	1.21	0	0.00
(b)	Central Government / State Governments	0	0	0	0.00	0.00	0	0.00
(c)	Bodies Corporate	2	12800	0	0.13	0.13	0	0.00
(d)	Financial Institutions / Banks	0	0	0	0.00	0.00	0	0.00
(e)	Any other (Specify)	0	0	0	0.00	0.00	0	0.00
	Sub-Total (A) [1]	9	129000	0	1.35	1.35	0	0.00
(2)	Foreign							
(a)	Individuals (Non-resident) / Institutions / Foreign (Individuals)	0	0	0	0.00	0.00	0	0.00
(b)	Bodies Corporate	0	0	0	0.00	0.00	0	0.00
(c)	Any other (Specify)	0	0	0	0.00	0.00	0	0.00
	Sub-Total (A) [2]	0	0	0	0.00	0.00	0	0.00
	Total Shareholding of Promoter and Promoter Group							
	[A] = [A] [1] + [A] [2]	9	129000	0	1.35	1.35	0	0.00
(B)	Public shareholding:							
(I)	Institutions							
(a)	Mutual Funds / UTI	0	0	0	0.00	0.00	N.A.	N.A.
(b)	Financial Institutions / Banks	0	0	0	0.00	0.00	N.A.	N.A.
(c)	Central Government / State Governments	0	0	0	0.00	0.00	N.A.	N.A.
(d)	Venture Capital Funds	0	0	0	0.00	0.00	N.A.	N.A.
(e)	Insurance Companies	0	0	0	0.00	0.00	N.A.	N.A.
(f)	Foreign Institutional Investors	0	0	0	0.00	0.00	N.A.	N.A.
(g)	Foreign Venture Capital Investors	0	0	0	0.00	0.00	N.A.	N.A.
(h)	Any other (Specify)	0	0	0	0.00	0.00	N.A.	N.A.
	Sub-Total (B) [1]	0	0	0	0.00	0.00	N.A.	N.A.
(2)	Non-institutions							
(a)	Bodies Corporate	113	4522925	4522925	47.19	47.19	N.A.	N.A.
(b)	Individuals	2454	2992841	2991440	31.23	31.23	N.A.	N.A.
	i. Individual shareholders holding nominal share capital up to Rs. 1 Lakh.							
	ii. Individual shareholders holding nominal share capital excess of Rs. 1 Lakh.	69	1927860	1927860	20.11	20.11	N.A.	N.A.
(c)	Any other (Clearing Member) NRIS	0	0	0	0.00	0.00	N.A.	N.A.
(d)	Sub-Total (B) [2]	9	11874	11874	0.12	0.12	N.A.	N.A.
	Total Public shareholding	2645	9455500	9414099	98.65	98.65	N.A.	N.A.
	[B] = [B] [1] + [B] [2]	2645	9455500	9414099	98.65	98.65	0	0.00
(C)	Shares held by Custodians and against which Depository receipts have been issued	0	0	0	0.00	0.00	N.A.	N.A.
	GRAND TOTAL							
	[A] + [B] + [C]	2654	9584500	9414099	100.00	100.00	0	0.00
Sl. No.	NOTES							



Introductory Sub-table (I) (a)

Name of the Company :		RASHEL AGROTECH LIMITED	
Scrip Code, Name of the Scrip, Class of Security :		532055	
Quarter Ended :		MARCH 2014	
Partly paid-up shares			
	No. of partly paid-up shares	As a % of total no. of partly paid-up shares	As a % of total no. of shares of the Company
Held by promoter/promoter group	0	0	0
Held by public	0	0	0
Total - D	0	0	0
Outstanding convertible securities			
	No. of outstanding securities	As a % of total no. of outstanding convertible securities	As a % of total no. of shares of the Company, assuming full conversion of the convertible securities
Held by promoter/promoter group	0	0	0
Held by public	0	0	0
Total - E	0	0	0
Warrants			
	No. of warrants	As a % of total no. of warrants	As a % of total no. of shares of the Company, assuming full conversion of warrants
Held by promoter/promoter group	0	0	0
Held by public	0	0	0
Total - F	0	0	0
Total paid-up capital of the Company, assuming full conversion of warrants and convertible securities			
Grand Total (A+B+C)+(D+E+F)		9584500	



COMPANY NAME - RASHEL AGROTECH LIMITED
 SCRP CODE - 532055

(I)(b)

Statement showing Holding of securities (including shares, warrants, convertible securities) of persons belonging to the category "Promoter and Promoter Group"

QUARTER ENDED - MARCH 2014

Sr. No.	Name of the shareholder	Details of Shares held			Encumbered shares (*)			Details of warrants		Details of convertible securities		Total shares (including underlying shares assuming full conversion of warrants and convertible securities) as a % of diluted share capital
		Number of shares held	As a % of grand total (A)+(B)+(C)	No.	As a percentage	As a % of grand total (A)+(B)+(C) of sub-clause (I)(a)	Number of warrants held	As a % Total Number of warrants of the same Class	Number of convertible securities held	As a % Total Number of convertible securities of the same Class		
(I)	(II)	(III)	(IV)	(V)	(VI)	(VII)	(VIII)	(IX)	(X)	(XI)	(XII)	
1	INALINI GAGRANI	53600	0.56	0	0.00	0.00	0	0.00	0	0.00	0.00	
2	H P SABOO	51600	0.54	0	0.00	0.00	0	0.00	0	0.00	0.00	
3	PARADOX FIN & INV P LTD	9800	0.10	0	0.00	0.00	0	0.00	0	0.00	0.00	
4	MUKESH KHANDELWAL	4100	0.04	0	0.00	0.00	0	0.00	0	0.00	0.00	
5	RENNIC FINANCE P LTD	3000	0.03	0	0.00	0.00	0	0.00	0	0.00	0.00	
6	MOOLCHAND CHOUDHARY	2500	0.03	0	0.00	0.00	0	0.00	0	0.00	0.00	
7	H P SABOO - HUF	2000	0.02	0	0.00	0.00	0	0.00	0	0.00	0.00	
8	PANKAJ RATHI	1600	0.02	0	0.00	0.00	0	0.00	0	0.00	0.00	
9	ANIL KHANDELWAL	800	0.01	0	0.00	0.00	0	0.00	0	0.00	0.00	
	TOTAL	129000	1.35	0	0.00	0.00	0	0.00	0	0.00	0.00	

(*) The term "encumberance" has the same meaning as assigned to it in regulation 28(3) of the SASTI Regulations, 2011



COMPANY NAME - RASHEL AGROTECH LIMITED
 SCRIIP CODE - 532055

QUARTER ENDED - MARCH 2014


(U)(i)(ii)	Sr. No.	Name of the shareholder	Number of shares held	Shares as a percentage of total number of shares i.e. Grand Total (A)+(B)+(C) indicated in Statement at para (I)(a) above)	Details of warrants		Details of convertible securities held		Total shares (including underlying shares assuming full conversion of warrants and convertible securities) as a % of diluted share capital
					Number of warrants held	As a % Total Number of warrants of the same Class	Number of convertible securities held	As a % Total Number of convertible securities of the same Class	
	1	EXTERMPORE SEC & INV LTD	755000	7.88	0	0.00	0.00	0	0.00
	2	HINAGCHAL FUTURISTIC COMMUN	478500	4.99	0	0.00	0.00	0	0.00
	3	INDSEC SEC FIN LTD	426200	4.45	0	0.00	0.00	0	0.00
	4	BASANT MARKETING PVT LTD	325000	3.39	0	0.00	0.00	0	0.00
	5	ANITA D DALAL	250100	2.61	0	0.00	0.00	0	0.00
	6	SATIYA SECURITIES LIMITED	231918	2.42	0	0.00	0.00	0	0.00
	7	THE INVESTMENT TRUST OF IND.L	219174	2.29	0	0.00	0.00	0	0.00
	8	SAHARA INDIA COMM L CORP LTD	214511	2.24	0	0.00	0.00	0	0.00
	9	DAFODILS CAPITAL SER PVT LTD	213800	2.23	0	0.00	0.00	0	0.00
	10	ASHOK FIN STOCK LIMITED	175175	1.83	0	0.00	0.00	0	0.00
	11	RAGA SECURITIES AND FIN P L	165960	1.73	0	0.00	0.00	0	0.00
	12	UNITEL SOFTWARE LIMITED	152000	1.59	0	0.00	0.00	0	0.00
	13	GINNI FINANCE PVT LTD	150000	1.57	0	0.00	0.00	0	0.00
	14	SAI SECURITIES PVT LTD	147140	1.54	0	0.00	0.00	0	0.00
	15	MANIMUDRA VINCOM PVT LTD	144200	1.50	0	0.00	0.00	0	0.00
	16	VISAGAR FINANCIAL SBR LTD	129769	1.35	0	0.00	0.00	0	0.00
	17	MILAN M SHAH	129600	1.35	0	0.00	0.00	0	0.00
	18	SANSKRITI MISHRA	102812	1.07	0	0.00	0.00	0	0.00
	19	ASHOK KUMAR DUGAR	100085	1.04	0	0.00	0.00	0	0.00
	20	CHANDER K MORAYANI	100000	1.04	0	0.00	0.00	0	0.00
		TOTAL	4610944	48.11	0	0.00	0.00	0	0.00



COMPANY NAME - RASHEL AGROTECH LIMITED
 SCRIIP CODE - 532055

QUARTER ENDED - MARCH 2014

(1)(c)(ii)	Statement showing holding of securities (including shares, warrants, convertible securities) of persons (together with PAC) belonging to the category "Public" and holding more than 5% of the total number of shares of the company	Number of shares	Shares as a percentage of total number of shares (i.e. Grand Total (A)+(B)+(C) indicated in Statement at para	Details of warrants		Details of convertible securities		Total shares (including underlying shares assuming full conversion of warrants and convertible securities) as a % of diluted share capital
				Number of warrants	As a % Total Number of warrants of the same Class	Number of convertible securities held	% w.r.t Total Number of convertible securities of the same Class	
Sr. No.	Name(s) of the shareholder(s) and the Persons Acting in Concert (PAC) with them							
1	EXTERMPFORE SEC & INV LTD	755000	7.83	0	0.00	0	0.00	
	TOTAL	755000	7.83	0	0.00	0	0.00	0.00




Name of the Company : RASHEL AGROTECH LIMITED
 Scrip Code 532055
 Quarter ended : MARCH 2014

[I] [d]

Statement showing details of locked-in shares.

Sr. No.	Name of the Shareholders	Number of locked-in Shares	Locked-in Shares as a percentage of total number of shares [i.e. Grand Total [A]+[B]+[C] indicated in statement at para [I] [a] above]
1		0	0
2		0	0
3		0	0
4		0	0
5		0	0
	TOTAL	0	0.000



Name of Company : RASHEL AGROTECH LIMITED
 Scrip Code : 532055
 Quarter ended : MARCH 2014

[U] [a] Statement showing details of Depository Receipts (DRs)

Sr. No.	Type of outstanding DR (ADRs, GDRs, SDRs, etc.)	Number of outstanding DRs	Number of shares underlying outstanding DRs	Shares underlying outstanding DRs as a percentage of total number of shares [i.e. Grand Total [A]+[B]+[C] indicated in statement at para [U] [a] above]
1		0	0	0.00
2		0	0	0.00
3		0	0	0.00
4		0	0	0.00
5		0	0	0.00
6		0	0	0.00
7		0	0	0.00
8		0	0	0.00
9		0	0	0.00
10		0	0	0.00
	TOTAL	0	0	0.00



Name of Company : RASHEL AGROTECH LIMITED
 Scrip Code : 532055

Quarter ended : MARCH 2014

[III] (b) Statement showing Holding of Depository Receipts (DRs) where underlying shares are in excess of 1% of the total number of shares.

Sr. No.	Name of the Dr Holder	Type of outstanding DR [ADRs, GDRs, SDRs, etc.]	Number of shares underlying outstanding DRs	Shares underlying outstanding DRs as a percentage of total number of shares [i.e. Grand Total [A]+[B]+[C] indicated in statement at para [I] [a] above]
1			0	0.00
2			0	0.00
3			0	0.00
4			0	0.00
5			0	0.00
6			0	0.00
7			0	0.00
8			0	0.00
9			0	0.00
10			0	0.00
	TOTAL		0	0.00

