


Introductory sub-table (I)(a)

Name of the Company		RANBAXY LABORATORIES LIMITED	
Scrip Code		NSE - Ranbaxy	BSE - 500359
Name of the Scrip		RANBAXY LABORATORIES LIMITED	
Class of Security		Equity Shares	
Quarter Ended		March 31, 2014	
Partly paid-up shares:-		No. of partly paid-up shares	As a % of total no. of shares of the company
	Held by promoter/promoter group	0	0.00
	Held by public	0	0.00
	Total	0	0.00
Outstanding convertible securities:-		No. of outstanding securities	As a % of total no. of shares of the company, assuming full conversion of the convertible securities
	Held by promoter/promoter group	0	0.00
	Held by public	0	0.00
	Total	0	0.00
Warrants:-		No. of warrants	As a % of total no. of shares of the company, assuming full conversion of warrants
	Held by promoter/promoter group	0	0.00
	Held by public	0	0.00
	Total	0	0.00
Total paid-up capital of the company assuming full conversion of warrants and convertible securities			
There are no warrants or convertible securities as of date. Therefore the share capital would remain same as present share capital i.e. 423,779,063 equity shares of Rs.5/- each.			




Statement Showing Shareholding Pattern

Category code	Category of Shareholder	Number of Shareholders	Table (I)(a)				Shares pledged or otherwise encumbered		
			Total number of shares	Number of shares held in dematerialized form	Total shareholding as a percentage of total number of shares		Number of Shares	As a percentage	
			(IV)	(V)	As a percentage of (A+B) ¹ (VI)	(A+B+C) (VII)			(VIII)
(I)	(II)	(III)	(IV)	(V)	(VI)	(VII)	(VIII)	(IX)	
(A)	Shareholding of Promoter and Promoter Group								
1	Indian								
(a)	Individuals/ Hindu Undivided Family	0	0	0	0.00	0.00		0.00	
(b)	Central Government/ State Government(s)								
(c)	Bodies Corporate	0	0	0	0.00	0.00		0.00	
(d)	Financial Institutions/ Banks								
(e)	Any Others(Specify)								
(e-i)									
(e-ii)									
	Sub Total(A)(1)	0	0	0	0.00	0.00		0.00	
2	Foreign								
a	Individuals (Non-Residents Individuals/ Foreign Individuals)								
b	Bodies Corporate	1	268,711,323	268,711,323	64.36	63.41		0.00	
c	Institutions								
d	Qualified Foreign Investor								
e	Any Others(Specify)								
e-i									
e-ii									
	Sub Total(A)(2)	1	268,711,323	268,711,323	64.36	63.41		0.00	



		Total Shareholding of Promoter and Promoter Group (A) = (A)(1)+(A)(2)								
(B)		1	268,711,323	268,711,323	64.36	63.41			0.00	
Public shareholding										
I Institutions										
(a)	Mutual Funds/ UTI	43	1,999,560	1,990,382	0.48	0.47				
(b)	Financial Institutions / Banks	48	1,590,739	1,557,865	0.38	0.38				
(c)	Central Government/ State Government(s)	-	-	-	-	-				
(d)	Venture Capital Funds	-	-	-	-	-				
(e)	Insurance Companies	6	31,578,971	31,578,971	7.56	7.45				
(f)	Foreign Institutional Investors	243	49,962,611	49,955,179	11.97	11.79				
(g)	Foreign Venture Capital Investors	-	-	-	-	-				
(h)	Qualified Foreign Investor	-	-	-	-	-				
(i)	Any Other (specify)	-	-	-	-	-				
(i-i)										
(i-ii)										
Sub-Total (B)(1)		340	85,131,881	85,082,397	20.39	20.09	N A	N A	N A	
B 2 Non-insstitutions										
(a)	Bodies Corporate	2,221	6,930,131	6,907,899	1.66	1.64				
(b)	Individuals									
I	Individuals -i. Individual shareholders holding nominal share capital up to Rs. 1 lakh	176,726	49,539,930	44,821,026	11.87	11.69				
II	Individual shareholders holding nominal share capital in excess of Rs. 1 lakh.	54	3,721,951	3,721,951	0.89	0.88				
(c)	Qualified Foreign Investor	-	-	-	-	-				
(d)	Any Other (specify)									
(d-i)	NDCOs	7	1,229,808	1,229,808	0.29	0.29				
(d-ii)	Non-Residents	3,371	2,219,958	1,864,261	0.53	0.52				
Sub-Total (B)(2)		182,379	63,641,778	58,544,945	15.24	15.02				
(B)	Total Public Shareholding (B) = (B)(1)+(B)(2)	182,719	148,773,659	143,627,342	35.64	35.11	N A	N A	N A	
TOTAL (A)+(B)		182,720	417,484,982	412,338,665	100.00	98.51	N A	N A	N A	



(C)	Shares held by Custodians and against which Depository Receipts have been issued												
1	Promoter and Promoter Group	0	0	0	0	0	0	0	0	0	0	0	0
2	Public	1	6,294,081	6,294,081	6,294,081	6,294,081	6,294,081	6,294,081	6,294,081	6,294,081	6,294,081	6,294,081	6,294,081
	Sub-Total (C)	1	6,294,081	6,294,081	6,294,081	6,294,081	6,294,081	6,294,081	6,294,081	6,294,081	6,294,081	6,294,081	6,294,081
	GRAND TOTAL (A)+(B)+(C)	182,721	423,779,063	423,779,063	423,779,063	423,779,063	423,779,063	423,779,063	423,779,063	423,779,063	423,779,063	423,779,063	423,779,063




(I)(b) Statement showing holding of securities (including shares, warrants, convertible securities) of persons belonging to the category "Promoter and Promoter Group"

Sr. No.	Name of the shareholder	Details of Shares held		Encumbered shares		Details of warrants		Details of convertible securities		Total shares (including underlying shares assuming full conversion of warrants and convertible securities) as a % of diluted share capital	
		Number of shares held	As a % of grand total (A)+(B)+(C)	No.	As a percentage	As a % of grand total (A)+(B)+(C) of sub-clause (I)(a)	Number of warrants held	As a % total number of warrants of the same class	Number of convertible securities held		As a % total number of convertible securities of the same class
(I)	(II)	(III)	(IV)	(V)	(VI)=(V)/(III)*100	(VII)	(VIII)	(IX)	(X)	(XI)	(XII)
1	Daiichi Sankyo Company, Limited	268,711,323	63.41	N.A.	N.A.	N.A.	N.A.	N.A.	N.A.	N.A.	N.A.
TOTAL		268,711,323	63.41	0	0.00	0.00	0	0	0	0	0



(1)(c)(ii) Statement showing holding of securities (including shares, warrants, convertible securities) of persons (together with PAC) belonging to the category "Public" and holding more than 5% of the total number of shares of the company

Sr. No.	Name(s) of the shareholder(s) and the Persons Acting in Concert (PAC) with them	Number of shares	Shares as a percentage of total number of shares {i.e., Grand Total (A)+(B)+(C) indicated in Statement at para (1)(a) above}	Details of warrants		Details of convertible securities		Total shares (including underlying shares assuming full conversion of warrants and convertible securities) as a % of diluted share capital
				Number of warrants	As a % total number of warrants of the same class	Number of convertible securities held	% w.r.t total number of convertible securities of the same class	
1	LIFE INSURANCE CORPORATION OF INDIA	25,494,745	6.02	N.A.	N.A.	N.A.	N.A.	N.A.
TOTAL		25,494,745	6.02	0	0	0	0	0



(II)(a) Statement showing details of Depository Receipts (DRs)

Sr. No.	Type of outstanding DR (ADRs, GDRs, SDRs, etc.)	Number of outstanding DRs	Number of shares underlying outstanding DRs	Shares underlying outstanding DRs as a percentage of total number of shares {i.e., Grand Total (A)+(B)+(C) indicated in Statement at para (I)(a) above}
1	GDRs	6,294,081	6,294,081	1.49
	TOTAL	6,294,081	6,294,081	1.49



