


Name of the Company : RAMMAICA INDIA LTD
 Scrip Code, Name of the scrip, class of security :
 Quarter ended : 31/03/2014

Party paid-up shares :-	No. of party paid-up shares	As a % of total no. of party paid-up shares	As a % of total no. of shares of the company
Held by promoter/ promoter group		0.00	0.00
Held by public		0.00	0.00
Total	0	0.00	0.00
Outstanding convertible securities	No. of outstanding securities	As a % of total no. of outstanding convertible securities	As a % of total no. of shares of the company, assuming full conversion of the convertible securities
Held by promoter/ promoter group		0.00	0.00
Held by public		0.00	0.00
Total	0	0.00	0.00
Warrants	No. of Warrants	As a % of total no. of Warrants	As a % of total no. of shares of the company, assuming full conversion of warrants
Held by promoter/ promoter group	0	0.00	0.00
Held by public	0	0.00	0.00
Total	0	0.00	0.00
Total paid-up capital of the company, assuming full conversion of warrants convertible securities Total (A+B+C)+ D+E+F)	9825000		100.00



Statement Showing Shareholding Pattern

Table (IXe)

Category Code	Category of Shareholder	Number of Shareholders	Total Number Of Shares	Number of Shares held in Dematerialized form	As a Percentage of		As a Number of shares	As a percentage
					(A+B)	(A+B+C)		
(I)	(II)	(III)	(IV)	(V)	(VI)	(VII)	(VIII)	(IX)-(VIII)/(IV)*100

(A) Shareholding of Promoter and Promoter Group²

1. INDIAN

(a)	INDIVIDUAL / HUF	0	0	0	0.0000	0.0000	0	0.00
(b)	CENTRAL / STATE GOVERNMENT(S)	0	0	0	0.0000	0.0000	0	0.00
(c)	BODIES CORPORATE	2	490600	490600	5.1507	5.1507	0	0.00
(d)	FINANCIAL INSTITUTIONS / BANKS	0	0	0	0.0000	0.0000	0	0.00
(e)	ANY OTHERS (Specify)	0	0	0	0.0000	0.0000	0	0.00
(f)	DIRECTORS / RELATIVES	0	0	0	0.0000	0.0000	0	0.00
(ii)	GROUP COMPANIES	0	0	0	0.0000	0.0000	0	0.00
SUB TOTAL (AX1) :		2	490600	490600	5.1507	5.1507	0	0.00

2. FOREIGN

(a)	INDIVIDUAL	0	0	0	0.0000	0.0000	0	0.00
(b)	BODIES CORPORATE	0	0	0	0.0000	0.0000	0	0.00
(c)	INSTITUTIONS	0	0	0	0.0000	0.0000	0	0.00
(d)	QUALIFIED FOREIGN INVESTOR	0	0	0	0.0000	0.0000	0	0.00
(e)	ANY OTHERS (Specify)	0	0	0	0.0000	0.0000	0	0.00
SUB TOTAL (AX2) :		0	0	0	0.0000	0.0000	0	0.00

Total holding for promoters (A)-(AX1)+(AX2)

(A)-(AX1)+(AX2)		2	490600	490600	5.1507	5.1507	0	0.00
-----------------	--	---	--------	--------	--------	--------	---	------

(B) Public shareholding

1. INSTITUTIONS

(a)	MUTUAL FUNDS / UTI	0	0	0	0.0000	0.0000	0	0.00
(b)	FINANCIAL INSTITUTIONS / BANKS	4	3000	0	0.0315	0.0315	0	0.00
(c)	CENTRAL / STATE GOVERNMENT(S)	0	0	0	0.0000	0.0000	0	0.00
(d)	VENTURE CAPITAL FUNDS	0	0	0	0.0000	0.0000	0	0.00
(e)	INSURANCE COMPANIES	0	0	0	0.0000	0.0000	0	0.00
(f)	FIS	0	0	0	0.0000	0.0000	0	0.00
(g)	FOREIGN VENTURE CAPITAL INVESTORS	0	0	0	0.0000	0.0000	0	0.00



Statement Showing Shareholding Pattern

Table (X)(a)

Category Code	Category of Shareholder	Number of Shareholders	Total Number Of Shares	Number of Total Shareholding as a Percentage of total number of Shares held in Dematerialised form		Shares Pledged or otherwise encumbered	As a Percentage of (A+B) (A+B+C)	As a Percentage of (A+B+C) (VII)	As a Percentage of (VIII)(IX) *100
				(IV)	(V)				
(b)	QUALIFIED FOREIGN INVESTOR	0	0	0.0000	0.0000	0	0.0000	0.00	
(f)	ANY OTHERS (Specify)	0	0	0.0000	0.0000	0	0.0000	0.00	
SUB TOTAL (BX1) :		4	3000	0.0315	0.0315	0	0.0315	0.00	
B.2. Non-Resident Indians									
(a)	BODIES CORPORATE	109	4431300	1219300	46.5228	46.5228	0	0.00	
(b)	INDIVIDUAL	6825	1139800	347700	11.9664	11.9664	0	0.00	
(i)	(CAPITAL UPTO TO Rs. 1 Lakh)	44	3277100	3063200	34.4052	34.4052	0	0.00	
(ii)	(CAPITAL GREATER THAN Rs. 1 Lakh)	0	0	0	0.0000	0.0000	0	0.00	
(c)	QUALIFIED FOREIGN INVESTOR	0	0	0	0.0000	0.0000	0	0.00	
(d)	ANY OTHERS (Specify)	0	0	0	0.0000	0.0000	0	0.00	
(i)	TRUSTS	26	89000	89000	0.9344	0.9344	0	0.00	
(ii)	CLEARING MEMBER	0	0	0	0.0000	0.0000	0	0.00	
(iii)	DIRECTORS / RELATIVES	0	0	0	0.0000	0.0000	0	0.00	
(iv)	EMPLOYEE	253	94200	400	0.0000	0.0000	0	0.00	
(v)	NON RESIDENT INDIANS (NRI)	0	0	0	0.9890	0.9890	0	0.00	
(vi)	OVERSEAS BODIES CORPORATES	0	0	0	0.0000	0.0000	0	0.00	
(vii)	UNCLAIMED SUSPENSE ACCOUNT	0	0	0	0.0000	0.0000	0	0.00	
SUB TOTAL (BX2) :		7257	9031400	4719600	94.8178	94.8178	0	0.00	
Total Public Shareholding (B)-(BX1) + (BX2)		7261	9034400	4719600	94.8493	94.8493	0	0.00	
Total (A) + (B) :		7263	9525000	5210200	100.0000	100.0000	0	0.00	
(C) Shares held by Custodians and against which Depository Receipts have been issued									
(i)	Promoter and Promoter Group	0	0	0	0.0000	0.0000	0	0.00	
(ii)	Public	0	0	0	0.0000	0.0000	0	0.00	
SUB TOTAL (CX1) :		0	0	0	0.0000	0.0000	0	0.00	



Grand Total (A) + (B) + (C) 743 9525000 5210220 100 100.0000 0 0.00

NOTES:
 1) NAME, NUMBER OF SHARES HELD & PERCENTAGE OF ENTITIES / PERSONS HOLDING MORE THAN 1% OF THE TOTAL SHARES OF THE COMPANY IS AS PER ANNEXURE

(1)(b) Statement showing holding of securities (including shares, warrants, convertible securities) of persons belonging to the category "Promoter and Promoter Group"

Sr. No	Name of the Shareholder	Total shares held		Encumbered shares (%)		Details of warrants		Details of convertible securities		Total shares (including underlying shares assuming full conversion of warrants and convertible securities) as a % of diluted share capital	
		Number of shares	As a % of grand total (A)+(B)+(C)	Number	As a percentage (A)+(B)+(C)	Number of warrants held	As a % of total number of warrants of the same class	Number of convertible securities held	As a % of total number of convertible securities of the same class		
(i)	(ii)	(iii)	(iv)	(v)	(vi) ¹⁰⁰ =(v)/(iii)*	(vii)	(viii)	(ix)	(x)	(xi)	(xii)
1	TIEN TRADING PVT LTD	263000	2.7612	0	0.00	0	0	0	0	0	0
2	KYNER TRADING PVT LTD	227600	2.3895	0	0.00	0	0	0	0	0	0
TOTAL:		490600	5.1507	0	0.00	0	0	0	0	0	0

PRINTED ON : 03/04/2014

PAGE NO: 1



(INR'00)


Statement showing holding of securities (including shares, warrants, convertible securities) of persons belonging to the category "Public" and holding more than 1% of the total number of shares.

Sr.No	Name of the shareholder	Number of shares	Shares as a percentage of total number of shares (i.e., Grand Total (A) + (B) - (C) indicated in Statement at para (1) (a) above)	Details of warrants	As a % of total number of warrants of the same class	Details of convertible securities	% w.r.t. total number of convertible securities of the same class	Total shares (including underlying shares assuming full conversion of warrants and convertible securities) as a % of diluted share capital
1	TEXFAB YARNS PVT. LTD.	900000	9.4488	0	0	0	0	0
2	RAM LAMINATES (POONA) PVT. LTD.	900000	9.4488	0	0	0	0	0
3	FIBER TEXFAB PVT. LTD.	475000	4.9869	0	0	0	0	0
4	BASANT MARKETING PVT.LTD.	475000	4.9869	0	0	0	0	0
5	STYLECHECK GARMENTS PVT LTD	475000	4.9869	0	0	0	0	0
6	CEEP/LAST TRADING COMPANY PRIVATE LIMITED	450000	4.7244	0	0	0	0	0
7	HIMALAY DASSANI	450000	4.7244	0	0	0	0	0
8	SKY POINT MERCANTILE PRIVATE LIMITED	200000	2.0997	0	0	0	0	0
9	KEJAN PRANALBHAI MEGHANI	200000	2.0997	0	0	0	0	0
10	RAMAKANT BASUDEO PARASAMPURIA	200000	2.0997	0	0	0	0	0
11	ARCH FINANCE LTD.	194000	2.0367	0	0	0	0	0
12	TEJRAJ DOSHI	150000	1.5748	0	0	0	0	0
13	JAYESH TARACHAND KOTHARI	150000	1.5748	0	0	0	0	0
14	ABHISHEK TEJRAJ DOSHI	150000	1.5748	0	0	0	0	0
15	SHEELA DOSHI	150000	1.5748	0	0	0	0	0
16	ANIL JAKSHANDAS MISTRY	141000	1.4803	0	0	0	0	0
17	DIPESH RAJENDRA SHAH	100000	1.0499	0	0	0	0	0
18	VIVEK MADANLAL JAIN (HUF)	100000	1.0499	0	0	0	0	0
19	RAKESH FOOTCHAND SONIGARA	100000	1.0499	0	0	0	0	0
20	VIKRAM HASTIMALI JAIN	100000	1.0499	0	0	0	0	0
21	DEEPA JAYESH KOTHARI	100000	1.0499	0	0	0	0	0
22	DEVICHAND KUSHALRAJ CHOPRA	100000	1.0499	0	0	0	0	0
23	VANDANA RAKESH SONIGARA	100000	1.0499	0	0	0	0	0
24	AASHISH ASHOK PUNJANI	100000	1.0499	0	0	0	0	0
25	GOVIND N. DALIYA	100000	1.0499	0	0	0	0	0
26	VISHAL SHYAMSUNDER KALANTRI	100000	1.0499	0	0	0	0	0
27	TIEN TRADING PRIVATE LIMITED	99400	1.0436	0	0	0	0	0
TOTAL :		6759400	70.9648	0	0	0	0	0

Printed Date : 03/04/2014

PAGE NO. :

1



(IX)(ii) Statement showing holding of securities (including shares, warrants, convertible securities) of persons (together with PAC) belonging to the category "Retail" and holding more than 5% of the total number of shares of the company.

SR.NO	Name	Number of shares	Details of warrants			Details of convertible securities			Total shares (including underlying shares assuming full conversion of warrants and convertible securities) as a % of diluted share capital
			Number of warrants held	As a % total number of warrants of the same class	Number of convertible securities held	% w.r.t. total number of convertible securities of the same class			
1	TEXFAB YARNS PVT. LTD.	900000	0	0	0	0	0	0	
2	RAM LAMINATES (POONA) PVT. LTD.	900000	0	0	0	0	0	0	
TOTAL :		1800000	0	0	0	0	0	0	

Printed Date : 03/04/2014




(1)(d)

Statement showing details of locked-in shares

AS ON : 31/03/2014

Sr No Name of the shareholder Number of locked-in shares Locked-in shares as a percentage of total number of shares (i.e., Grand Total (A)+(B)+ (C) indicated in Statement at para (1)(e) above) Promoter / Promoter Group / Public

1	DEVICHAND KUSHALRAJ CHOPRA	100000	1.05	Public
2	SKY POINT MERCANTILE PRIVATE LIMITED	200000	2.10	Public
3	VIVEK MADANLAL JAIN (HUF)	100000	1.05	Public
4	BASANT MARKETING PVT.LTD.	475000	4.99	Public
5	DIPESH RAJENDRA SHAH	100000	1.05	Public
6	VISHAL SHYAMSUNDER KALANTRI	100000	1.05	Public
7	VIKRAM HASTIMALJI JAIN	100000	1.05	Public
8	ABHISHEK TEIRAJ DOSHI	150000	1.57	Public
9	SHEELA DOSHI	150000	1.57	Public
10	TEIRAJ DOSHI	100000	1.05	Public
11	DEEPA JAYESH KOTIARI	150000	1.57	Public
12	JAYESH TARACHAND KOTIARI	100000	1.05	Public
13	VANDANA RAKESH SONIGARA	100000	1.05	Public
14	RAKESH FOOTCHAND SONIGARA	450000	4.72	Public
15	HIMALAY DASSANI	200000	2.10	Public
16	KETAN PRANILBHAI MEGHANI	200000	2.10	Public
17	RAMAKANT BASUDEO PARASRAMPURIA	100000	1.05	Public
18	AASHISH ASHOK FURNANI	450000	4.72	Public
19	CHEEPLAST TRADING COMPANY PRIVATE LIMITED	475000	4.99	Public
20	FIBER TEXTFAB PVT. LTD.	100000	1.05	Public
21	GOVIND N. DALIYA	900000	9.45	Public
22	RAM LAMINATES (POONA) PVT. LTD.	475000	4.99	Public
23	STYLECHECK GARMENTS PVT LTD	900000	9.45	Public
24	TEXTFAB YARNS PVT. LTD.	900000	9.45	Public
TOTAL:		6325000	66.4042	



(ii)(e)

Statement showing details of Depository Receipts (DRs)

Sr.No.	Type of Outstanding DR (ADRs,GDRs,SDRs etc.)	No of Outstanding DRs.	No of Shares underlying outstanding DRs.	Shares underlying outstanding DRs as a Percentage of total number of shares (i.e Grand Total (A)+(B) + (C) Indicated in statement at para (i) (a) above)
1	GDRs			
TOTAL :				

(ii) (b) Statement showing holding of Depository Receipts (DRs), where underlying shares held by 'promoter / promoter group' are in excess of 1% of the total number of shares.

Sr.No.	Name of the DR Holder	Type of Outstanding DR (ADRs,GDRs,SDRs etc.)	No of Shares underlying outstanding DRs.	Shares underlying outstanding DRs as a Percentage of total number of shares (i.e Grand Total (A)+(B)+(C) Indicated in statement at Para (i) (a) above)
1				
TOTAL :				

