

Name of the Company : RAMMAICA INDIA LTD
 Scrip Code/Name of the scrip, class of security :

Quarter ended : 30/06/2014

Partly paid-up shares -	No. of partly paid-up shares	As a % of total no. of partly paid-up shares	As a % of total no. of shares of the company
Held by promoter/ promoter group	0	0.00	0.00
Held by public	0	0.00	0.00
Total	0	0.00	0.00
Outstanding convertible securities	No. of outstanding securities	As a % of total no. of outstanding convertible securities	As a % of total no. of shares of the company, assuming full conversion of the convertible securities
Held by promoter/ promoter group	0	0.00	0.00
Held by public	0	0.00	0.00
Total	0	0.00	0.00
Warrants	No. of Warrants	As a % of total no. of Warrants	As a % of total no. of shares of the company, assuming full conversion of warrants
Held by promoter/ promoter group	0	0.00	0.00
Held by public	0	0.00	0.00
Total	0	0.00	0.00
Total paid-up capital of the company, assuming full conversion of warrants convertible securities			
Total (A+B+C)+ D+E+F)	9525000		100.00



Statement Showing Shareholding Pattern

Table (I)(a)

Category Code	Category of Shareholder	Number of Shareholders	Total Number Of Shares	Number of Shares held in Dematerialised form	As a Percentage of		Number of Shares otherwise encumbered	As a percentage (IX) = (VIII)/(V) *100
					(A+B)	(A+B+C)		

(A) Shareholding of Promoter and Promoter Group²

1. INDIAN

(a)	INDIVIDUAL / HUF	0	0	0	0.0000	0.0000	0	0.00
(b)	CENTRAL / STATE GOVERNMENTS)	0	0	0	0.0000	0.0000	0	0.00
(c)	BODIES CORPORATE	2	490600	490600	5.1507	5.1507	0	0.00
(d)	FINANCIAL INSTITUTIONS / BANKS	0	0	0	0.0000	0.0000	0	0.00
(e)	ANY OTHERS (Specify)	0	0	0	0.0000	0.0000	0	0.00
(i)	DIRECTORS RELATIVES	0	0	0	0.0000	0.0000	0	0.00
(ii)	GROUP COMPANIES	0	0	0	0.0000	0.0000	0	0.00
SUB TOTAL (A)(1) :		2	490600	490600	5.1507	5.1507	0	0.00

2. FOREIGN

(a)	INDIVIDUAL	0	0	0	0.0000	0.0000	0	0.00
(b)	BODIES CORPORATE	0	0	0	0.0000	0.0000	0	0.00
(c)	INSTITUTIONS	0	0	0	0.0000	0.0000	0	0.00
(d)	QUALIFIED FOREIGN INVESTOR	0	0	0	0.0000	0.0000	0	0.00
(e)	ANY OTHERS (Specify)	0	0	0	0.0000	0.0000	0	0.00
SUB TOTAL (A)(2) :		0	0	0	0.0000	0.0000	0	0.00

Total holding for promoters (A)+(A)(1) + (A)(2)		2	490600	490600	5.1507	5.1507	0	0.00
---	--	---	--------	--------	--------	--------	---	------


(B) Public shareholding

1. INSTITUTIONS

(a)	MUTUAL FUNDS / UTI	0	0	0	0.0000	0.0000	0	0.00
(b)	FINANCIAL INSTITUTIONS / BANKS	4	3000	0	0.0315	0.0315	0	0.00
(c)	CENTRAL / STATE GOVERNMENTS)	0	0	0	0.0000	0.0000	0	0.00
(d)	VENTURE CAPITAL FUNDS	0	0	0	0.0000	0.0000	0	0.00
(e)	INSURANCE COMPANIES	0	0	0	0.0000	0.0000	0	0.00
(f)	FIS	0	0	0	0.0000	0.0000	0	0.00
(g)	FOREIGN VENTURE CAPITAL INVESTORS	0	0	0	0.0000	0.0000	0	0.00

Print Date : 03/07/2014


Page 2 of 7



Page 2

Statement Showing Shareholding Pattern

Category of Shareholder	Number of Shareholders	Total Number Of Shares	Number of Total Shareholding as a percentage of total number of Dematerialised shares		As a Percentage of (A+B)	As a Percentage of (A+B+C)	Number of Shares Pledged or otherwise encumbered	As a Percentage (VIII)/(V) *100
			Form	As a Percentage of (A+B+C)				
(I)	(II)	(III)	(IV)	(V)	(VI)	(VII)	(VIII)	(IX)= (VIII)/(V) *100
(b) QUALIFIED FOREIGN INVESTOR	0	0	0	0	0.0000	0.0000	0	0.00
(i) ANY OTHERS (Specify)	0	0	0	0	0.0000	0.0000	0	0.00
SUB TOTAL (B)(I) :	4	3000	0	0	0.0315	0.0315	0	0.00
B.2. Non-Institutions								
(a) BODIES CORPORATE INDIVIDUAL	114	4396050	1184050	46.1528	46.1528	0	0.00	0.00
(i) (CAPITAL UPTO TO Rs. 1 Lakh)	6841	1151750	362650	12.0919	12.0919	0	0.00	0.00
(ii) (CAPITAL GREATER THAN Rs. 1Lakh)	44	3269200	3055300	34.3223	34.3223	0	0.00	0.00
(c) QUALIFIED FOREIGN INVESTOR	0	0	0	0.0000	0.0000	0	0.00	0.00
(d) ANY OTHERS (Specify)	0	0	0	0.0000	0.0000	0	0.00	0.00
(i) TRUSTS	0	0	0	0.0000	0.0000	0	0.00	0.00
(ii) CLEARING MEMBER	25	119000	119000	1.2493	1.2493	0	0.00	0.00
(iii) DIRECTORS RELATIVES	0	0	0	0.0000	0.0000	0	0.00	0.00
(iv) EMPLOYEE	0	0	0	0.0000	0.0000	0	0.00	0.00
(v) NON RESIDENT INDIANS (NRI)	254	95400	1609	1.0016	1.0016	0	0.00	0.00
(vi) OVERSEAS BODIES CORPORATES	0	0	0	0.0000	0.0000	0	0.00	0.00
(vii) UNCLAIMED SUSPENSE ACCOUNT	0	0	0	0.0000	0.0000	0	0.00	0.00
SUB TOTAL (B)(2) :	7278	9031400	4772600	94.8178	94.8178	0	0.00	0.00
Total Public Shareholding								
(B)=(B)(1) + (B)(2)	7282	9034400	4772600	94.8493	94.8493	0	0.00	0.00
Total (A) + (B) :	7284	9525000	5213209	100.0000	100.0000	0	0.00	0.00
(C) Shares held by Custodians and against which Depository Receipts have been issued								
(i) Promoter and Promoter Group	0	0	0	0.0000	0.0000	0	0.00	0.00
(ii) Public	0	0	0	0.0000	0.0000	0	0.00	0.00
SUB TOTAL (C)(I) :	0	0	0	0.0000	0.0000	0	0.00	0.00



Grand Total (A) + (B) + (C) 7284 9525000 5213200 100 100.0000 0 0.00


NOTES:
 1) NAME, NUMBER OF SHARES HELD & PERCENTAGE OF ENTITIES / PERSONS HOLDING MORE THAN 1% OF THE TOTAL SHARES OF THE COMPANY IS AS PER ANNEXURE

(f)(b) Statement showing holding of securities (including shares, warrants, convertible securities) of persons belonging to the category "Promoter and Promoter Group"

Sr.No	Name of the Shareholder	Total shares held		Encumbered shares (*)		Details of warrants			Details of convertible securities		Total shares (including underlying shares assuming full conversion of warrants and convertible securities) as a % of diluted share capital
		Number of shares (A)+(B)+(C)	As a % of grand total	Number	As a percentage (A)+(B)+(C) of grand total (1)(a)	Number of warrants held	As a % of total warrants of the same class	Number of convertible securities held	As a % of total convertible securities of the same class		
(I)	(II)	(III)	(IV)	(V)	(VI)=(V)/(III)* 100	(VII)	(VIII)	(IX)	(X)	(XI)	(XII)
1	TEN TRADING PVT LTD	263000	2.7612	0	0.00	0	0	0	0	0	0
2	KYNER TRADING PVT LTD	227600	2.3895	0	0.00	0	0	0	0	0	0
TOTAL:		490600	5.1507	0	0.00	0	0	0	0	0	0

PRINTED ON: 03/07/2014

PAGE NO: 1




(f)(c)(i) Statement showing holding of securities (including shares, warrants, convertible securities) of persons belonging to the category "Public" and holding more than 1% of the total number of shares.

S.No	Name of the shareholder	Number of shares	Shares as a percentage of total number of shares (i.e., Grand Total (A) + (B) + (C) indicated in Statement at para (f) (a) above)	Details of warrants		Details of convertible securities		Total shares (including underlying shares assuming full conversion of warrants and convertible securities) as a % of diluted share capital
				Number of warrants	As a % total number of warrants of the same class	Number of convertible securities held	% w.r.t. total number of convertible securities of the same class	
1	TEXFAB YARNS PVT. LTD.	900000	9.4488	0	0	0	0	0
2	RAM LAMINATES (POONA) PVT. LTD.	900000	9.4488	0	0	0	0	0
3	FIBER TEXFAB PVT. LTD.	475000	4.9869	0	0	0	0	0
4	BASANT MARKETING PVT.LTD.	475000	4.9869	0	0	0	0	0
5	STYLECHECK GARMENTS PVT.LTD	475000	4.9869	0	0	0	0	0
6	CEEPLAST TRADING COMPANY PRIVATE LIMITED	450000	4.7244	0	0	0	0	0
7	HIMALAY DASSANI	450000	4.7244	0	0	0	0	0
8	SKY POINT MERCANTILE PRIVATE LIMITED	200000	2.0997	0	0	0	0	0
9	KETAN PRANILALBHAI MECHANI	200000	2.0997	0	0	0	0	0
10	RAMAKANT BASUDEO PARASRAMPURIA	200000	2.0997	0	0	0	0	0
11	ARCH FINANCE LTD.	194000	2.0367	0	0	0	0	0
12	TEJRAJ DOSHI	150000	1.5748	0	0	0	0	0
13	JAYESH TARACHAND KOTIARI	150000	1.5748	0	0	0	0	0
14	ABHISHEK TEJRAJ DOSHI	150000	1.5748	0	0	0	0	0
15	SHEELA DOSHI	150000	1.5748	0	0	0	0	0
16	ANIL JAIKISHANDAS MISTRY	141000	1.4803	0	0	0	0	0
17	DIPESH RAJENDRA SHAH	100000	1.0499	0	0	0	0	0
18	VIVEK MADANLAL JAIN (HUF)	100000	1.0499	0	0	0	0	0
19	RAKESH FOOLCHAND SONIGARA	100000	1.0499	0	0	0	0	0
20	VIKRAM HASTIMALI JAIN	100000	1.0499	0	0	0	0	0
21	DEEPA JAYESH KOTHARI	100000	1.0499	0	0	0	0	0
22	DEVICHAND KUSHALRAJ CHOPRA	100000	1.0499	0	0	0	0	0
23	VANDANA RAKESH SONIGARA	100000	1.0499	0	0	0	0	0
24	AASHISH ASHOK PUNJANI	100000	1.0499	0	0	0	0	0
25	GOVIND N. DALIYA	100000	1.0499	0	0	0	0	0
26	VISHAL SHYAMSUNDER KALANTRI	100000	1.0499	0	0	0	0	0
TOTAL :		6660000	69.9213	0	0	0	0	0

Printed Date : 03/07/2014

PAGE NO: 1



(i)(c)(ii) Statement showing holding of securities (including shares, warrants, convertible securities) of persons (together with PAC) belonging to the category "Public" and holding more than 5% of the total number of shares of the company.

SR.NO	Name	Number of shares	Details of warrants				Details of convertible securities			Total shares (including underlying shares assuming full conversion of warrants and convertible securities) as a % of diluted share capital
			Number of warrants held	As a % total number of warrants of the same class	Number of convertible securities held	% w.r.t. total number of convertible securities of the same class				
1	TEXFAB YARNS PVT. LTD.	900000	9,4488	0	0	0	0	0	0	
2	RAM LAMINATES (POONA) PVT. LTD.	900000	9,4488	0	0	0	0	0	0	
TOTAL:		1800000	18,8976	0	0	0	0	0	0	

Printed Date : 03/07/2014

(ix)(d) Statement showing details of locked-in shares

AS ON : 30/06/2014

Sr No	Name of the shareholder	Number of locked-in shares	Locked-in shares as a percentage of total number of shares {i.e., Grand Total (A)+(B)+ (C) indicated in Statement at para (ix)(a) above}	Promoter / Promoter Group / Public
1				
TOTAL:				



(ii)(a)

Statement showing details of Depository Receipts (DRs)

Sr.No.	Type of Outstanding DR (ADRs,GDRs,SDRs etc.)	No of Outstanding DRs.	No of Shares underlying outstanding DRs.	Shares underlying outstanding DRs as a Percentage of total number of shares (i.e Grand Total (A)+(B) + (C) Indicated in statement at para(i) (a) above)
1	GDRs			
TOTAL :				

(ii) (b) Statement showing holding of Depository Receipts (DRs) , where
underlying shares held by 'promoter / promoter group' are in excess
of 1% of the total number of shares.

Sr.No.	Name of the DR Holder	Type of Outstanding DR (ADRs,GDRs,SDRs etc.)	No of Shares underlying outstanding DRs.	Shares underlying outstanding DRs as a Percentage of total number of shares (i.e Grand Total (A)+(B)+(C) Indicated in statement at Para (i) (a) above)
1				
TOTAL :				

