

Clause 35 for the Quarter ended 31st March 2014,

Ref: Scrip Code 532826, Scrip ID: RAJTV

(I)(a) Statement showing Shareholding Pattern

Name of the Company : Raj Television Network Limited

Scrip Code, Name of the scrip, class of security : RAJTV

As on Date : 31-Mar-2014

Partly paid-up shares	No. of partly paid-up shares	As a % of total no. of partly paid-up Shares	As a % of total no. of shares of the company
Held by promoter/promoter group	0	0	0
Held by public	0	0	0
Total	0	0	0
Outstanding convertible securities	No. of outstanding securities	As a % of total no. of outstanding convertible securities	As a % of total no. of shares of the company, assuming full conversion of the convertible securities
Held by promoter/promoter group	0	0	0
Held by public	0	0	0
Total	0	0	0
Warrants	No. of warrants	As a % of total no. of warrants	As a % of total no. of shares of the company, assuming full conversion of Warrants
Held by promoter/promoter group	0	0	0
Held by public	0	0	0
Total	0	0	0
Total paid-up capital of the company, assuming full conversion of warrants and convertible securities	51913344		



[Handwritten Signature]


Clause 35 for the Quarter ended 31st March 2014,



Ref: Scrip Code 532826, Scrip ID: RAJTV

(I)(a) Statement showing Shareholding Pattern

Sr. no.	Category of shareholder	Number of shareholders	Total number of shares	Number of shares held in dematerialized form	Total shareholding as a percentage of total number of shares		Shares Pledged or otherwise encumbered	
					As a percentage of (A+B) ¹ (VI)	As a percentage of (A+B+C) (VII)	Number of shares (VIII)	As a percentage (IX) = (VIII) / (IV) * 100
(I)	(II)	(III)	(IV)	(V)	(VI)	(VII)	(VIII)	(IX)
(A)	Promoter and Promoter Group²							
(1)	Indian							
(a)	Individuals/Hindu Undivided Family	8	34868320	34868320	67.17	67.17	500000	1.43
(b)	Central Government/State Government(s)	0	0	0	0.00	0.00	0	0
(c)	Bodies Corporate	0	0	0	0.00	0.00	0	0
(d)	Financial Institutions/Banks	0	0	0	0.00	0.00	0	0
(e)	Any Other (Total)	0	0	0	0.00	0.00	0	0
	Sub-Total (A)(1)	8	34868320	34868320	67.17	67.17	500000	1.43
(2)	Foreign							
(a)	Individuals (Non-Resident Individuals/Foreign Individuals)	0	0	0	0.00	0.00	0	0.00
(b)	Bodies Corporate	0	0	0	0.00	0.00	0	0.00
(c)	Institutions	0	0	0	0.00	0.00	0	0.00
(d)	Qualified Foreign Investor	0	0	0	0.00	0.00	0	0.00
(e)	Any Other (Total)	0	0	0	0.00	0.00	0	0.00
	Sub-Total (A)(2)	0	0	0	0.00	0.00	0	0.00
	Total Shareholding of Promoter and Promoter Group (A)= (A)(1)+(A)(2)	8	34868320	34868320	67.17	67.17	500000	1.43
(B)	Public shareholding³							
(1)	Institutions							
(a)	Mutual Funds/UTI	1	328	328	0.00	0.00	N.A.	N.A.
(b)	Financial Institutions/Banks	1	1704	1704	0.00	0.00	N.A.	N.A.
(c)	Central Government/State Government(s)	0	0	0	0.00	0.00	N.A.	N.A.
(d)	Venture Capital Funds	0	0	0	0.00	0.00	N.A.	N.A.
(e)	Insurance Companies	0	0	0	0.00	0.00	N.A.	N.A.
(f)	Foreign Institutional Investors	6	656368	656368	1.26	1.26	N.A.	N.A.
(g)	Foreign Venture Capital Investors	0	0	0	0.00	0.00	N.A.	N.A.
(h)	Qualified Foreign Investor	0	0	0	0.00	0.00	N.A.	N.A.
(i)	Any Other (Total)	0	0	0	0.00	0.00	N.A.	N.A.
	Sub-Total (B)(1)	8	658400	658400	1.27	1.27	N.A.	N.A.



[Handwritten signature] 3

(2)	Non-institutions							
(a)	Bodies Corporate	236	4978251	4978251	9.59	9.59	N.A.	N.A.
(b)	Individuals - i. Individual Shareholders Holding Nominal Share Capital Up To >Rs. 1 Lakh.	7211	1775862	1775404	3.42	3.42	N.A.	N.A.
	Individuals - ii. Individual Shareholders Holding Nominal Share Capital In Excess Of Rs. 1 Lakh	36	7533748	7533748	14.51	14.51	N.A.	N.A.
(c)	Qualified Foreign Investor	0	0	0	0	0	N.A.	N.A.
(d)	Any Other (Total)	348	2098763	2098763	4.04	4.04	N.A.	N.A.
(d1)	CLEARING MEMBERS	93	479015	479015	0.92	0.92	N.A.	N.A.
(d2)	HINDU UNDIVIDED FAMILIES	212	1530797	1530797	2.95	2.95	N.A.	N.A.
(d3)	NON RESIDENT INDIANS	41	18947	18947	0.04	0.04	N.A.	N.A.
(d4)	TRUSTS	2	70004	70004	0.13	0.13	N.A.	N.A.
	Sub-Total (B)(2)	7831	16386624	16386166	31.57	31.57	N.A.	N.A.
	Total Public Shareholding (B)= (B)(1)+(B)(2)	7839	17045024	17044566	32.83	32.83	N.A.	N.A.
	TOTAL (A)+(B)	7847	51913344	51912886	100.00	100.00	500000	0.96
(C)	Shares held by Custodians and against which Depository Receipts have been issued	0	0	0	N.A.	0.00	N.A.	N.A.
C1	Promoter and Promoter Group	0	0	0	N.A.	0.00	N.A.	N.A.
C2	Public	0	0	0	N.A.	0.00	N.A.	N.A.
	GRAND TOTAL (A)+(B)+(C)	7847	51913344	51912886	N.A.	100.00	500000	0.96

¹For determining public shareholding for the purpose of Clause 40A.

²For definitions of "Promoter" and "Promoter Group", refer to Clause 40A.

³For definitions of "Public Shareholding", refer to Clause 40A.



[Handwritten Signature]

(I)(B) STATEMENT SHOWING SHAREHOLDING OF PERSONS BELONGING TO THE CATEGORY "PROMOTER AND PROMOTER GROUP"

Sr. No.	Name of the shareholder	PAN of the Shareholder	Total Shares held		Shares pledged or otherwise encumbered			Details of warrants		Details of convertible securities		Total shares (including underlying shares assuming full conversion of warrant and convertible securities as a % of diluted share capital (XIII))
			Number (IV)	as a % of grand total (A) + (B) + (C) (V)	Number (VI)	as a percentage (VII) = (VI) / (IV)*100	as a % of grand total (A) + (B) + (C) of sub-clause (I)(a) (VIII)	Number of warrants held (XI)	As a % total number of warrants of the same class (X)	Number of convertible securities held (XI)	As a % total number of convertible securities of the same class (XII)	
1	RAJARATHNAM M	AAFPR4624L	5863808	11.30	500000	8.53	0.96	0	0.00	0	0.00	11.30
2	M RAAJHENDHRAN	AAFPR1706H	5863808	11.30	0	0.00	0.00	0	0.00	0	0.00	11.30
3	RAGHUNATHAN M	AAFPR4623P	5863808	11.30	0	0.00	0.00	0	0.00	0	0.00	11.30
4	M RAVINDRAN	AAFPR4625M	4303808	8.29	0	0.00	0.00	0	0.00	0	0.00	8.29
5	AMUDHA R	AAJPR3973N	3543284	6.83	0	0.00	0.00	0	0.00	0	0.00	6.83
6	ARUNA R	AAFPA2986C	3543268	6.83	0	0.00	0.00	0	0.00	0	0.00	6.83
7	USHA RANI R	AAFPU6776L	3543268	6.83	0	0.00	0.00	0	0.00	0	0.00	6.83
8	R VIJAYALAKSHMI	ABXPV2884R	2343268	4.51	0	0.00	0.00	0	0.00	0	0.00	4.51
	TOTAL		34868320	67.17	500000	1.43	0.96	0	0.00	0	0.00	67.19



[Handwritten Signature]

D)(C) STATEMENT SHOWING SHAREHOLDING OF PERSONS BELONGING TO THE CATEGORY "PUBLIC" AND HOLDING MORE THAN 1%


OF THE TOTAL NUMBER OF SHARES

Sr. No.	Name of the shareholder	PAN of the Shareholder	Number of shares	Shares as a percentage of total number of shares {i.e., Grand Total (A)+(B)+(C) indicated in Statement at para (I)(a) above}	Details of warrants		Details of convertible securities		Total shares (including underlying shares assuming full conversion of warrants and convertible securities) as a % of diluted
					Number of warrants held	As a % total number of warrants of the same class	Number of convertible securities held	% w.r.t total number of convertible securities of the same class	
1	SRI BABA THEATRES PRIVATE LIMITED	AACCS4551K	600000	1.16	0	0.00	0	0.00	1.16
2	KIRANKUMAR. M	ACHPM2247E	1200000	2.31	0	0.00	0	0.00	2.31
3	HEMA KIRAN KUMAR	AAHPK8099G	80800	1.56	0	0.00	0	0.00	1.56
4	M KIRAN KUMAR	ACHPM2247E	744692	1.43	0	0.00	0	0.00	1.43
5	SANGEETHA	AASPS2072C	681421	1.31	0	0.00	0	0.00	1.31
6	MAVERICK SHARE BROKERS LIMITED	AAECM8942N	1239044	2.39	0	0.00	0	0.00	2.39
	TOTAL		5273157	10.16	0	0.00	0	0.00	10.16

D)(C) STATEMENT SHOWING SHAREHOLDING OF PERSONS BELONGING TO THE CATEGORY "PUBLIC" AND HOLDING MORE THAN 5%

OF THE TOTAL NUMBER OF SHARES

Sr. No.	Name of the shareholder	PAN of the Shareholder	Number of shares	Shares as a percentage of total number of shares {i.e., Grand Total (A)+(B)+(C) indicated in Statement at para (I)(a) above}	Details of warrants		Details of convertible securities		Total shares (including underlying shares assuming full conversion of warrants and convertible securities) as a % of diluted
					Number of warrants held	As a % total number of warrants of the same class	Number of convertible securities held	% w.r.t total number of convertible securities of the same class	
1	M KIRAN KUMAR ALONG WITH PAC	ACHPM2247E	2025492	5.3	0	0.00	0	0.00	5.3
	TOTAL		2025492	5.3	0	0.00	0	0.00	5.3



Signature

(I)(d) Statement showing details of locked-in shares

Sr. No.	Name of the shareholder	PAN of the Shareholder	Number of locked-in shares	Locked-in shares as a percentage of total number of shares {i.e., Grand Total (A)+(B)+(C) indicated in Statement at para (I)(a) above}
			0	0.00
	TOTAL			


(II)(a) Statement showing details of Depository Receipts (DRs)

Sr. No.	Type of outstanding DR (ADRs, GDRs, SDRs, etc.)	Number of outstanding DRs	Number of shares underlying outstanding DRs	Shares underlying outstanding DRs as a percentage of total number of shares {i.e., Grand Total (A)+(B)+(C) indicated in Statement at para (I)(a) above}
		0	0	0.00
	TOTAL			

(II)(b) Statement showing holding of Depository Receipts (DRs), where underlying shares held by

'promoter/promoter group' are in excess of 1% of the total number of shares

Sr. No.	Name of the DR Holder	Type of outstanding DR (ADRs, GDRs, SDRs, etc.)	Number of shares underlying outstanding DRs	Shares underlying outstanding DRs as a percentage of total number of shares {i.e., Grand Total (A)+(B)+(C) indicated in Statement at para (I)(a) above}
			0	0.00
		TOTAL		



7

(III) (A) STATEMENT SHOWING THE VOTING PATTERN OF SHAREHOLDERS, IF MORE THAN ONE CLASS OF SHARES/SECURITIES IS ISSUED BY THE ISSUER.

Sr. no.	Category of shareholder	Number of Voting Rights held in each class of securities			Total Voting Rights (III+IV+V)	Total Voting Rights i.e. (VI)	
		Class X (III)	Class Y (IV)	Class Z (V)		As a percentage of (A+B) (VII)	As a percentage of (A+B+C) (VIII)
(I)	(II)				(VI)		
(A)	Promoter and Promoter Group²						
(1)	Indian						
(a)	Individuals/Hindu Undivided Family	0	0	0	0	0.00	0.00
(b)	Central Government/State Government(s)	0	0	0	0	0.00	0.00
(c)	Bodies Corporate	0	0	0	0	0.00	0.00
(d)	Financial Institutions/Banks	0	0	0	0	0.00	0.00
(e)	Any Other (Total)	0	0	0	0	0.00	0.00
	Sub-Total (A)(1)	0	0	0	0	0.00	0.00
(2)	Foreign						
(a)	Individuals (Non-Resident Individuals/Foreign Individuals)	0	0	0	0	0.00	0.00
(b)	Bodies Corporate	0	0	0	0	0.00	0.00
(c)	Institutions	0	0	0	0	0.00	0.00
(d)	Qualified Foreign Investor	0	0	0	0	0.00	0.00
(e)	Any Other (Total)	0	0	0	0	0.00	0.00
	Sub-Total (A)(2)	0	0	0	0	0.00	0.00
	Total Shareholding of Promoter and Promoter Group (A)= (A)(1)+(A)(2)	0	0	0	0	0.00	0.00
(B)	Public shareholding						
(1)	Institutions						
(a)	Mutual Funds/UTI	0	0	0	0	0.00	0.00
(b)	Financial Institutions/Banks	0	0	0	0	0.00	0.00
(c)	Central Government/State Government(s)	0	0	0	0	0.00	0.00
(d)	Venture Capital Funds	0	0	0	0	0.00	0.00
(e)	Insurance Companies	0	0	0	0	0.00	0.00
(f)	Foreign Institutional Investors	0	0	0	0	0.00	0.00
(g)	Foreign Venture Capital Investors	0	0	0	0	0.00	0.00
(h)	Qualified Foreign Investor	0	0	0	0	0.00	0.00
(h)	Any Other (Total)	0	0	0	0	0.00	0.00
	Sub-Total (B)(1)	0	0	0	0	0.00	0.00
(2)	Non-institutions						
(a)	Bodies Corporate	0	0	0	0	0.00	0.00
(b)	Individuals - i. Individual Shareholders Holding Nominal Share Capital Up To >Rs. 1 Lakh.	0	0	0	0	0.00	0.00
	Individuals - ii. Individual Shareholders Holding Nominal Share Capital In Excess Of Rs. 1 Lakh	0	0	0	0	0.00	0.00
(c)	Qualified Foreign Investor	0	0	0	0	0.00	0.00
(d)	Any Other (Total)	0	0	0	0	0.00	0.00
	Sub-Total (B)(2)	0	0	0	0	0.00	0.00
	Total Public Shareholding (B)= (B)(1)+(B)(2)	0	0	0	0	0.00	0.00
	TOTAL (A)+(B)	0	0	0	0	0.00	0.00
(C)	Shares held by Custodians and against which Depository Receipts have been issued						
C1	Promoter and Promoter Group	0	0	0	0	0	0
C2	Public	0	0	0	0	0	0
	GRAND TOTAL (A)+(B)+(C)	0	0	0	0	0.00	0.00

