




Name of the Company :		RAJ OIL MILLS LTD		
Script Code, Name of the scrip, class of security :				
Quarter ended :		31/03/2014		
Partly paid-up shares :-	No. of partly paid-up shares	As a % of total no. of partly paid-up shares	As a % of total no. of shares of the company	
Held by promoter/ promoter group	0	0.00	0.00	0.00
Held by public	0	0.00	0.00	0.00
Total (D)	0	0.00	0.00	0.00
Outstanding convertible securities	No. of outstanding securities	As a % of total no. of outstanding convertible securities	As a % of total no. of shares of the company, assuming full conversion of the convertible securities	
Held by promoter/ promoter group	0	0.00	0.00	0.00
Held by public	0	0.00	0.00	0.00
Total (E)	0	0.00	0.00	0.00
Warrants	No. of Warrants	As a % of total no. of Warrants	As a % of total no. of shares of the company, assuming full conversion of warrants	
Held by promoter/ promoter group	0	0.00	0.00	0.00
Held by public	0	0.00	0.00	0.00
Total (F)	0	0.00	0.00	0.00
Total paid-up capital of the company, assuming full conversion of warrants convertible securities Total (A+B+C)+ D+E+F)	71010108			100.00




**Statement Showing Shareholding Pattern
Table (I)(a)**

Category Code	Category of Shareholder	Number of Shareholders	Total Number Of Shares	Number of Shares held in Dematerialised form	Total Shareholding as a percentage of total number of shares			Shares Pledged or otherwise encumbered	
					As a Percentage of (A+B)	As a Percentage of (A+B+C)	No. Of Shares	As a Percentage	
(I)	(II)	(III)	(IV)	(V)	(VI)	(VII)	(VII I)	(IX)= (VIII)/(IV) *100	
(IX)= (VIII)/(IV) *100									
(A) Shareholdin g of Promoter and Promoter Group2									
1. INDIAN									
(a)	INDIVIDUAL / HUF	0	0	0	0.0000	0.0000	0	0.00	
(b)	CENTRAL / STATE GOVERNMENT(S)	0	0	0	0.0000	0.0000	0	0.00	
(c)	BODIES CORPORATE	0	0	0	0.0000	0.0000	0	0.00	
(d)	FINANCIAL INSTITUTIONS / BANKS	0	0	0	0.0000	0.0000	0	0.00	
(e)	ANY OTHERS (Specify)								
(i)	DIRECTORS RELATIVES	2	381301	381301	0.5370	0.5370	351201	92.11	
(ii)	GROUP COMPANIES	0	0	0	0.0000	0.0000	0	0.00	
SUB TOTAL (A)(1) :		2	381301	381301	0.5370	0.5370	351201	92.11	
2. FOREIGN									
(a)	INDIVIDUAL	0	0	0	0.0000	0.0000	0	0.00	
(b)	BODIES CORPORATE	0	0	0	0.0000	0.0000	0	0.00	
(c)	INSTITUTIONS	0	0	0	0.0000	0.0000	0	0.00	






(d)	QUALIFIED FOREIGN INVESTOR	0	0	0	0	0.0000	0.0000	0	0	0.00
(e)	ANY OTHERS (Specify)	0	0	0	0	0.0000	0.0000	0	0	0.00
	SUB TOTAL (A)(2) :	0	0	0	0	0.0000	0.0000	0	0	0.00
	Total holding for Promoters and Promoter group	2	381301	381301	381301	0.5370	0.5370	351201	351201	92.11
	(B) Public shareholder									
	9									
	1. INSTITUTIONS									
(a)	MUTUAL FUNDS / UTI	0	0	0	0	0.0000	0.0000	0	0	0.00
(b)	FINANCIAL INSTITUTIONS / BANKS	2	4898899	4898899	4898899	6.8989	6.8989	0	0	0.00
(c)	CENTRAL / STATE GOVERNMENT(S)	0	0	0	0	0.0000	0.0000	0	0	0.00
(d)	VENTURE CAPITAL FUNDS	0	0	0	0	0.0000	0.0000	0	0	0.00
(e)	INSURANCE COMPANIES	0	0	0	0	0.0000	0.0000	0	0	0.00
(f)	FII'S	0	0	0	0	0.0000	0.0000	0	0	0.00
(g)	FOREIGN VENTURE CAPITAL INVESTORS	0	0	0	0	0.0000	0.0000	0	0	0.00
(h)	QUALIFIED FOREIGN INVESTOR	0	0	0	0	0.0000	0.0000	0	0	0.00
(i)	ANY OTHERS (Specify)	0	0	0	0	0.0000	0.0000	0	0	0.00
	SUB TOTAL (B)(1) :	2	4898899	4898899	4898899	6.8989	6.8989	0	0	0.00
	B 2. Non-institutions									
(a)	BODIES CORPORATE	434	10081779	10081779	10081779	14.1977	14.1977	0	0	0.00
(b)	INDIVIDUAL									
(i)	(CAPITAL UPTO TO Rs. 1 Lakh)	26787	25690402	25690402	25681849	36.1785	36.1785	0	0	0.00
(ii)	(CAPITAL GREATER THAN Rs. 1 Lakh)	782	27892298	27857298	27857298	39.2793	39.2793	0	0	0.00




(c)	QUALIFIED FOREIGN INVESTOR	0	0	0	0	0.0000	0.0000	0	0	0.00
(d)	ANY OTHERS (Specify)									
(i)	TRUSTS	1	1000	1000	0.0014	0.0014	0.0014	0	0	0.00
(ii)	CLEARING MEMBER	61	271898	271898	0.3829	0.3829	0.3829	0	0	0.00
(iii)	DIRECTORS RELATIVES	2	171488	171488	0.2415	0.2415	0.2415	0	0	0.00
(iv)	EMPLOYEE	0	0	0	0.0000	0.0000	0.0000	0	0	0.00
(v)	NON RESIDENT INDIANS (NRI)	203	1621043	1621043	2.2828	2.2828	2.2828	0	0	0.00
(vi)	OVERSEAS BODIES CORPORATES	0	0	0	0.0000	0.0000	0.0000	0	0	0.00
(vii)	UNCLAIMED SUSPENSE ACCOUNT	0	0	0	0.0000	0.0000	0.0000	0	0	0.00
	SUB TOTAL (B)(2) :	28270	65729908	65686355	92.5642	92.5642	92.5642	0	0	0.00
	Total Public Shareholdin g	28272	70628807	70585254	99.4630	99.4630	99.4630	0	0	0.00
	Total (A) + (B) :	28274	71010108	70966555	100.0000	100.0000	100.0000	351201	0.49	
(C)	Shares held by Custodians and against which Depository Receipts have been issued									
(a)	SHARES HELD BY CUSTODIANS	0	0	0	0.0000	0.0000	0.0000	0	0	0.00
(i)	Promoter and Promoter Group	0	0	0	0.0000	0.0000	0.0000	0	0	0.00
(ii)	Public	0	0	0	0.0000	0.0000	0.0000	0	0	0.00
	SUB TOTAL (C)(1) :	0	0	0	0.0000	0.0000	0.0000	0	0	0.00
	Grand Total (A) + (B) + (C)	28274	71010108	70966555	100.0000	100.0000	100.0000	351201	0.49	

NOTES :	1) NAME, NUMBER OF SHARES HELD & PERCENTAGE OF ENTITIES / PERSONS HOLDING MORE THAN 1% OF THE TOTAL SHARES OF THE COMPANY IS AS PER ANNEXURE						
Print Date :	17/04/2014 Page -1 of 1						




(I)(b) Statement showing holding of securities (including shares, warrants, convertible securities) of persons belonging to the category "PROMOTERS AND PROMOTER GROUP"

Sr.No	Name of the Shareholder	Details of shares held		Encumbered shares (*)		Details of warrants held	As a % total number of (IX)	Details of convertible securities	As a % total number of (XI)	Total shares (including (XII))
		Number of shares held (II)	As a % of grand total (A)+(B)+(C) (IV)	No. (V)	As a percentage (VI)=(V)/(III)* 100					
1	SHAIKAT SULEMAN THARADRA	373301	0.53	351201	94.08	0.49				
2	SHAIKAT SULEMAN THARADRA	8000	0.01	0	0.00	0.00				
	TOTAL :	381301	0.5370	351201		0.4946				

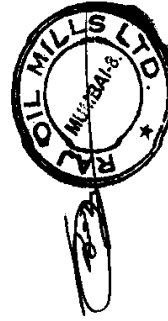


(D)(C)(i) Statement showing holding of securities (including shares, warrants, convertible securities) of persons belonging to the category "Public" and holding more than 1% of the total number of shares.


SR.NO	Name of the shareholder	Number of shares held	Shares as a percentage of total number of shares (i.e., Grand Total(A)+(B)+(C) indicated in Statement at para (i)(a) above)	Details of warrants	Details of convertible securities	Total shares (including underlying shares assuming full conversion of warrants and convertible securities) as a % of diluted share capital
				Number of warrants held	Number of convertible securities held	
				As a % total number of warrants of the same class	% w.r.t. total convertible securities of the same class	
1	SICOM LIMITED	4893899	6.8918	0	0	0
2	BENNETT, COLEMAN AND COMPANY LIMITED	1500000	2.1124	0	0	0
3	UNIWAYS AGRI COMMODITIES PRIVATE LIMITED	1453978	2.0476	0	0	0
4	SHARAD BHAGUBHAI SHAH	911000	1.2829	0	0	0
5	PRABHUDAS LILLADHER ADVISORY SERVICES PRIVATE LIMITED	785000	1.1055	0	0	0
	TOTAL:	9543877	13.4402	0	0	0



(1)(c)(i)	Statement showing holding of securities (including shares, warrants, convertible securities) of persons (together with PAC) belonging to the category "Public" and holding more than 5% of the total number of shares of the company	AS ON :	31/03/2014			
SR.NO	Name of the shareholder	Number of shares	Shares as a percentage of total number of shares (i.e., Grand Total (A)+(B)+(C) indicated in Statement at para (1)(a) above)	Details of warrants	Details of convertible securities	Total shares (including underlying shares assuming full conversion of warrants and convertible securities) as a % of diluted share capital
				Number of warrants held	Number of convertible securities held	% w.r.t. total number of convertible securities of the same class
1	SICOM LIMITED	4,893,899.00	6.890	0	0	0
TOTAL :		4,893,899.00	6.890	0	0	0




(l)(d)		Statement Showing " LOCKED - IN - SHARES "		AS ON :	31/03/2014
SR NO	NAME	Category	Shares	Per	
1					
TOTAL:					



(ii) (b) Statement showing Holding of Depository Receipts (DRs) where underlying shares are in excess of 1% of the total number of shares.

Sr. No.	Type of Outstanding DR (ADRs, GDRs, SDRs etc.)	No. of Shares underlying outstanding DRs.	Shares underlying outstanding DRs. as a Percentage of total number of shares (i.e Total (A)+(B)+(C) Indicated in Statement at Para (i) (a) above)
1			
TOTAL :			



(II) (a) Statement Showing Details of Depository Receipts (DRs)

Unit : Sr.No.	RAJ OIL MILLS LTD Type of Outstanding DR (ADRs, GDRs, SDRs etc.)	No of Outstanding DRs.	As on Date : No of Shares underlying outstanding DRs.	31/03/2014 Shares underlying outstanding DRs as a Percentage of total number of shares (i.e Total (A)+ (B) + (C) Indicated in statement at para(I) (a) above)
1	GDRs			
		TOTAL :		

