


(I)(a)

Statement showing Shareholding Pattern


Name of the Company: **RSWM LIMITED**
Scrip Code: **500350 (BSE) RSWM (NSE)**
class of security: **Equity Shares & Face value of ₹10/- each**
Quarter ended: **30th June, 2014**

Partly paid-up shares:-	No. of partly paid-up shares	As a % of total no. of partly paid-up shares	As a % of total no. of shares of the company
Held by promoter/promoter group	NIL	NIL	NIL
Held by public	NIL	NIL	NIL
Total	NIL	NIL	NIL
Outstanding convertible securities:-	No. of outstanding securities	As a % of total no. of outstanding convertible securities	As a % of total no. of shares of the company, assuming full conversion of the convertible securities
Held by promoter/promoter group	NIL	NIL	NIL
Held by public	NIL	NIL	NIL
Total	NIL	NIL	NIL
Warrants:-	No. of warrants	As a % of total no. of warrants	As a % of total no. of shares of the company, assuming full conversion of warrants
Held by promoter/promoter group	NIL	NIL	NIL
Held by public	NIL	NIL	NIL
Total	NIL	NIL	NIL
Total paid-up capital of the company, assuming full conversion of warrants and convertible securities	2,31,48,689 Equity Shares of ₹.10/- each.	NIL	NIL




RSWM LIMITED (as on 30-06-2014)

Category code	Category of shareholder	Number of shareholders	Total number of shares	Number of shares held in dematerialized form	Total shareholding as a percentage of total number of shares		Shares pledged or otherwise encumbered	
					As a percentage of (A+B)(1)	As a percentage of (A+B+C)	Number of Shares	As a percentage (IX) = (VIII)/(IV)* 100
(I)	(II)	(III)	(IV)	(V)	(VI)	(VII)	(VIII)	(IX)
(A)	Shareholding of Promoter and Promoter Group							
(1)	Indian							
(a)	Individuals/ Hindu Undivided Family	12	1808068	1808068	7.81	7.81	NIL	NIL
(b)	Central Government/ State Government(s)							
(c)	Bodies Corporate	10	5163816	5163816	22.31	22.31	NIL	NIL
(d)	Financial Institutions/ Banks							
(e)	Any Other (specify)							
	Sub-Total (A)(1)	22	6971884	6971884	30.12	30.12	NIL	NIL
(2)	Foreign							
(a)	Individuals (Non-Resident Individuals/ Foreign Individuals)							
(b)	Bodies Corporate	3	4934770	4934770	21.32	21.32	NIL	NIL
(c)	Institutions							
(d)	Qualified Foreign Investor							
(e)	Any Other (specify)							
	Sub-Total (A)(2)	3	4934770	4934770	21.32	21.32	NIL	NIL
	Total Shareholding of Promoter and Promoter Group (A)= (A)(1)+(A)(2)	25	11906654	11906654	51.44	51.44	NIL	NIL
(B)	Public shareholding							
(1)	Institutions							
(a)	Mutual Funds/ UTI	14	1582786	1579006	6.84	6.84		
(b)	Financial Institutions/ Banks	11	13430	12382	0.06	0.06		
(c)	Central Government/ State Government(s)	1	1732	-	0.01	0.01		
(d)	Venture Capital Funds	-	-	-	-	-		
(e)	Insurance Companies	1	138283	138283	0.59	0.59		
(f)	Foreign Institutional Investors	1	100	-	0.00	0.00		
(g)	Foreign Venture Capital Investors	-	-	-	-	-		
(h)	Any Other (specify)							
	Sub-Total (B)(1)	28	1736331	1729671	7.50	7.50		
(2)	Non-institutions							
(a)	Bodies Corporate	481	2705043	2696921	11.69	11.69		
(b)	Individuals -							
	i. Individual shareholders holding nominal share capital up to Rs. 1 lakh.	12127	3586925	3130234	15.49	15.49		
	ii. Individual shareholders holding nominal share capital in excess of Rs. 1 lakh.	58	1746490	1735826	7.54	7.54		
(c)	Qualified Foreign Investor							
(d)	Any Other (specify)							
	i Clearing Member	65	44281	44281	0.19	0.19		
	ii Trust	1	100	100	0.00	0.00		
	iii Foreign Bodies Corporate	2	418500		1.81	1.81		
	iv Non Resident Individual	151	1004365	1001536	4.34	4.34		
	Sub-Total (B)(2)	12885	9505704	8608898	41.06	41.06		
	Total Public Shareholding (B)= (B)(1)+(B)(2)	12913	11242035	10338569	48.56	48.56		
	TOTAL (A)+(B)	12938	23148689	22245223	100.00	100.00	0	0.00
(C)	Shares held by Custodians and against which Depository Receipts have been issued							
(1)	Promoter and Promoter Group	-	-	-	-	-	-	-
(2)	Public	-	-	-	-	-	-	-
	GRAND TOTAL (A)+(B)+(C)	12938	23148689	22245223	100.00	100.00	0	0.00



(I)(b) Statement showing holding of securities (including shares, warrants, convertible securities) of persons belonging to the category "Promoter and Promoter Group"


Sr. No.	Name of the shareholder	PAN of Shareholder	Details of Shares held		Encumbered Shares(*)			Details of Warrants		Details of convertible securities		Total shares (including underlying shares assuming full conversion of warrants and convertible securities) as a % of diluted share capital
			Number of shares held	As a % of grand total (A)+(B)+(C)	Number	As a percentage	As a % of grand total (A)+(B)+(C) of sub-clause (I)(a)	No. of warrant held	As a % total number of warrants of the same class	No. of convertible securities held	As a % total number of convertible securities of the same class	
1	LAKSHMINIWAS JHUNJUNWALA	AADPJ8828J	137112	0.59	NIL	NIL	NIL					
2	RAVI JHUNJUNWALA	AAGPJ0739D	809094	3.50	NIL	NIL	NIL					
3	MANI DEVI JHUNJUNWALA	AAGPJ4153M	360208	1.56	NIL	NIL	NIL					
4	RITU JHUNJUNWALA	AAKPJ4377M	175000	0.76	NIL	NIL	NIL					
5	RITA JHUNJUNWALA	ACXPJ2626C	156048	0.67	NIL	NIL	NIL					
6	SUSHILA DEVI CHOKHANI	AAEPC0519Q	65332	0.28	NIL	NIL	NIL					
7	RISHABH JHUNJUNWALA	ADKPJ1489P	40000	0.17	NIL	NIL	NIL					
8	LAKSHMINIWAS JHUNJUNWALA(HUF)	AAJHS3007E	35664	0.15	NIL	NIL	NIL					
9	RAVI JHUNJUNWALA (HUF)	AAFHR0332H	25000	0.11	NIL	NIL	NIL					
10	ARUN KUMAR CHURJWAL	ACTPC0401E	1610	0.01	NIL	NIL	NIL					
11	SHEKHAR AGARWAL	AAHTS6653E	1500	0.01	NIL	NIL	NIL					
12	SHEKHAR AGARWAL	AAHTS6654D	1500	0.01	NIL	NIL	NIL					
13	LNJ FINANCIAL SERVICES LTD.	AAACL0002E	1767394	7.63	NIL	NIL	NIL					
14	PURVI VANIYA NIYOJAN LTD.	AACCP0033B	1218431	5.26	NIL	NIL	NIL					
15	NIVEDAN VANIYA NIYOJAN LTD.	AAACN1392A	865074	3.74	NIL	NIL	NIL					
16	INVESTORS INDIA LTD.	AAACI0047C	459955	1.99	NIL	NIL	NIL					
17	AKUNTH TEXTILE PROCESSORS PVT. LTD	AADCA2581Q	240000	1.04	NIL	NIL	NIL					
18	N.R. FINVEST PVT. LTD.	AAACN2881M	240000	1.04	NIL	NIL	NIL					
19	BHARAT INVESTMENTS GROWTH LTD.	AAACB1052A	144300	0.62	NIL	NIL	NIL					
20	RAGHAV COMMERCIAL LTD.	AAACR1826K	119800	0.52	NIL	NIL	NIL					
21	KALATI HOLDING (P) LTD.	AAACK0198G	106573	0.46	NIL	NIL	NIL					
22	INDIA TEX FAB MARKETING LTD.	AAACI2067A	2289	0.01	NIL	NIL	NIL					
23	MICRO BASE LTD.	AAFCM4793A	3650970	15.77	NIL	NIL	NIL					
24	MICROLIGHT INVESTMENTS LTD.	AAFCM1854J	1085000	4.69	NIL	NIL	NIL					
25	CORN HILL INVESTMENTS LTD.	AADCC1424E	198800	0.86	NIL	NIL	NIL					
	TOTAL		11906654	51.44								



RSWM LIMITED (as on 30-06-2014)

(i)(c) (i) Statement showing holding of securities (including shares, warrants, convertible securities) of persons belonging to the category "Public holding more than 1% of the total number of shares.

Sr. No.	Name of the shareholder	PAN of Shareholder	Number of shares held	Shares as a percentage of total number of shares {i.e., Grand Total (A)+(B)+(C) indicated in statement at para (I)(a) above}	Details of Warrants		Details of convertible securities		Total shares (inc underlying sh. assuming ft conversion of w; and convertil securities) as a diluted share c:
					No. of warrant held	As a % total number of warrants of the same class	No. of convertible securities held	As a % total number of convertible securities of the same class	
(i)	(ii)	(iii)	(iv)						
1	IDFC STERLING EQUITY FUND	AAETS9556K	1572818	6.79					
2	FINQUEST SECURITIES PVT. LTD. - CLIENT BENEFICIARY A/C	AABCB7028F	656819	2.84					
3	KESHWANI HARESH	AAXPH7866C	495353	2.14					
4	BONANZA PORTFOLIO LTD.	AAACB0764B	391803	1.69					
5	DELTRA LTD.	AAACD8434E	390600	1.69					
6	RICKY ISHWARDAS KIRPALANI	AABPK3275E	272961	1.18					
	TOTAL		3780354	16.33					



(I)(c) (ii) Statement showing holding of securities (including shares, warrants, convertible securities) of persons (together with PAC) belonging to the category "Public" and holding more than 5% of the total number of shares of the Company.

Sr. No.	Name of the shareholder	PAN of Shareholder	Number of shares	Shares as a percentage of total number of shares {i.e., Grand Total (A)+(B)+ (C) indicated in Statement at para (I)(a) above}	Details of Warrants		Details of convertible securities		Total shares (including underlying full conversion of warrants and convertible securities) as a % of diluted share capital
					No. of warrant held	As a % total number of warrants of the same class	No. of convertible securities held	As a % total number of convertible securities of the same class	
1	IDFC STERLING EQUITY FUND	Shareholder AAETS9656K	1572818	6.79					
	TOTAL		1572818	6.79					

(I)(d) Statement showing details of locked-in shares

Sr. No.	Name of the shareholder	Number of locked in shares	Locked-in shares as a percentage of total number of shares {i.e., Grand Total (A)+(B)+ (C)}
			N.A.

(II)(a) Statement showing details of Depository Receipts (DRs)

Sr. No.	Type of outstanding DR (ADRs, GDRs, SDRs, etc.)	Number of outstanding DRs	Number of shares underlying outstanding DRs	Shares underlying outstanding DRs as a percentage of total number of shares {i.e., Grand Total (A)+(B)+(C) indicated in Statement at para (I)(a) above}
				N.A.

(II)(b) Statement showing Holding of Depository Receipts (DRs), where underlying shares held by " promoter/promoter group" are in excess of 1% of the total number of shares.

Sr. No.	Name of the DR Holder	Type of outstanding DR (ADRs, GDRs, SDRs, etc.)	Number of shares underlying outstanding DRs	Shares underlying outstanding DRs as a percentage of total number of shares {i.e., Grand Total (A)+(B)+(C) indicated in Statement at para (I)(a) above}
				N.A.

