

PURAVANKARA

(I) (a) STATEMENT SHOWING SHAREHOLDING PATTERN

Name of the Company: PURAVANKARA PROJECTS LIMITED		BSE- 532891 , NSE- PURVA; Equity Shares	
Scrip Code, Name of the scrip, class of security: Equity			
Month Ended: 30 th June, 2014			
Partly paid-up shares:		<i>No. of partly paid-up shares</i>	<i>As a % of total no. of partly paid-up shares</i>
Held by Promoter / Promoter Group	NIL	NIL	As a % of total no. of shares of the company
Held by public	NIL	NIL	NIL
Total	NIL	NIL	NIL
Outstanding convertible securities:		<i>No. of outstanding securities</i>	<i>As a % of total No. of outstanding convertible securities</i>
Held by Promoter / Promoter Group	NIL	NIL	<i>As a % of total no. of shares of the company, assuming full conversion of the convertible securities</i>
Held by public	NIL	NIL	NIL
Total	NIL	NIL	NIL
Warrants:		<i>No. of warrants</i>	<i>As a % of total no. of warrants</i>
Held by Promoter / Promoter Group	NIL	NIL	<i>As a % of total no. of shares of the company, assuming full conversion of warrants</i>
Held by public	NIL	NIL	NIL
Total	NIL	NIL	NIL
Total paid-up capital of the company assuming full conversion of warrants and convertible securities	1,185,748,430	(237,149,686 Equity Shares x Rs. 5/- paid up per Equity Share = Rs. 1185,748,430)	



Handwritten signature/initials

Statement showing holding of securities (including shares, warrants, convertible securities) of persons belonging to the category "Promoter and Promoter Group"

Sr. No.	DP ID	Name of the shareholder	Details of Shares held		Encumbered shares		Details of warrants		Details of convertible securities		Total shares (including underlying shares assuming full conversion of warrants and convertible securities) as a % of diluted share capital	
			Number of shares held	As a % of grand total (A)+(B)+(C)	No.	As a % of grand total (A)+(B)+(C) of sub-clause (i)(a)	Number of warrants held	As a % of total number of the same class	Number of convertible securities held	As a % of total number of the same class		
(i)		(ii)	(iii)	(iv)	(v)	(vi)=(v)/(ii)*100	(vii)	(viii)	(ix)	(x)	(xi)	(xii) %
1	IN30016 710061500	RAVI PURAVANKARA(AABPP9144R)	17782904	75.00	-	0.00	-	-	-	-	-	75.00
2	IN30016 710098134	ASHISH PURAVANKARA (AAAPP5930A)	4,800	0.00	-	0.00	-	-	-	-	-	0.00
3	IN30016 710098360	VISHALAKSHI PURAVANKARA (BEHPP2939B)	1,920	0.00	-	0.00	-	-	-	-	-	0.00
4	IN30016 710098351	AARATI PURAVANKARA (AKLPP8093R)	1,440	0.00	-	0.00	-	-	-	-	-	0.00
5	IN30016 710098351	AMANDA PURAVANKARA (AVXPP2973P)	1,200	0.00	-	0.00	-	-	-	-	-	0.00
			TOTAL	177,866,184	75.00	0.00						75.00

Other Directors Holdings

6	IN30051314355169	NANI R CHOKSEY (AAAPC4634J)	1,920	
7	IN30009510413758	RVS Rao	2,000	
			Total	3,920

6	IN30051314355169	177,866,184	75.00	0.00	75.00
7	IN30009510413758				
		TOTAL	177,866,184	0.00	75.00




13

Statement showing holding of securities (including shares, warrants, convertible securities) of persons belonging to the category "Public" and holding more than 1% of the total number of shares

Sr. No.	Name of the shareholder	Number of shares held	Shares as a percentage of total number of shares (i.e., Grand Total (A)+(B)+(C) indicated in (I)(a) above)	Details of warrants		Details of convertible securities		Total shares (including underlying shares assuming full conversion of warrants and convertible securities) as a % of diluted share capital
				Number of warrants held	As a % total number of warrants of the same class	Number of convertible securities held	% w.r.t total number of convertible securities of the same class	
1	HSBC GLOBAL INVESTMENT FUNDS A/C HSBC GLOBAL INVESTMENT FUNDS MAURITIUS LIMITED ((AAACH2172B))	7,357,222	3.10					3.10
2	COLLEGE RETIREMENT EQUITIES FUND - STOCK ACCOINT (AAACC9040K)	5242845	2.21					2.21
3	SBI EMERGING BUSINESSES FUND (AABTS6407Q)	4929596	2.08					2.08
4	RELIANCE LIFE INSURANCE COMPANY LIMITED (AADCA1410E)	4346228	1.83					1.83
5	RELIANCE CAPITAL TRUSTEE COMPANY LIMITED A/C RELIANCE GROWTH FUND (AAATR0090B)	5905730	2.49					2.49
6	GHI LTP LTD (AECG7559D)	3,276,145	1.38					
	TOTAL	31,057,766	13.10					13.10


Statement showing holding of securities (including shares, warrants, convertible securities) of persons (together with PAC) belonging to the category "Public" and holding more than 5% of the total number of shares of the company

Sr. No.	Name(s) of the shareholder(s) and the Persons Acting in Concert (PAC) with them	Number of shares	Shares as a percentage of total number of shares (i.e., Grand Total (A)+(B)+(C) indicated in para Statement at para (I)(a) above)	Details of warrants		Details of convertible securities		Total shares (including underlying shares assuming full conversion of warrants and convertible securities) as a % of diluted share capital
				Number of warrants	As a % total number of warrants of the same class	Number of convertible securities held	% w.r.t total number of convertible securities of the same class	
1	TOTAL							



Statement showing details of locked-in shares


(I)(d)				
Sr. No.	Name of the shareholder	Category of shareholder (Promoters/Public)	Number of Locked in Shares	Locked-in shares as a percentage of total number of shares (i.e., Grand Total (A)+(B)+(C) indicated in Statement at para (I)(a) above)
1	NIL	NIL	NIL	NIL
TOTAL				



Handwritten signature

(II)(a) Statement showing details of Depository Receipts (DRs)


Sr. No.	Type of outstanding DR (ADRs, GDRs, SDRs, etc.)	Number of outstanding DRs	Number of shares underlying outstanding DRs	Shares underlying outstanding DRs as a percentage of total number of shares {i.e., Grand Total (A)+(B)+(C) indicated in Statement at para (I)(a) above}
1	NIL	NIL	NIL	NIL
TOTAL		NIL	NIL	NIL



Statement showing holding of Depository Receipts (DRs), where underlying shares held by "Promoter/ Promoter Group" are in excess of 1% of the total number of shares

(II) (b)

Sr. No.	Name of the DR Holder	Type of outstanding DR (ADRs, GDRs, SDRs, etc.)	Number of shares underlying outstanding DRs	Shares underlying outstanding DRs as a percentage of total number of shares {i.e., Grand Total (A)+(B)+(C) indicated in Statement at para (I)(a) above}
1	NIL	NIL	NIL	NIL
TOTAL		NIL	NIL	NIL



Category Code	Category of shareholder	No. of shareholders	Total no. of shares	No. of shares held in dematerialised form	Total shareholding as a percentage of total number of shares		Shares pledged or otherwise encumbered	
					As a percentage of (A+B)	As a percentage of (A+B+C)	No. of shares	As a percentage
(I)	(II)	(III)	(IV)	(V)	(VI)	(VII)	(VIII)	(IX) = (VIII)/(VI)*100
(A)	Promoter and Promoter Group:							
1	Indian							
a.	Individuals/Hindu Undivided Family	1	177,852,904	177,852,904	75.00	75.00	-	-
b.	Central Government/State Government(s)	-	-	-	-	-	-	-
c.	Bodies Corporate	-	-	-	-	-	-	-
d.	Financial Institutions / Banks	-	-	-	-	-	-	-
e.	Any Other (specify) 1. Promoter Group (Individual)	3	4,560	4,560	0.00	0.00	-	-
	2. Director	1	4,800	4,800	0.00	0.00	-	-
	Sub Total (A)(1)	6	177,862,264	177,862,264	75.00	75.00	-	-
2	Foreign							
a.	Individuals (Non-Resident Individuals/Foreign Individuals)	-	-	-	-	-	-	-
b.	Bodies Corporate	-	-	-	-	-	-	-
c.	Institutions	-	-	-	-	-	-	-
d.	Qualified Foreign Investors	-	-	-	-	-	-	-
e.	Any Other (specify)	-	-	-	-	-	-	-
	Sub Total (A)(2)	-	-	-	-	-	-	-
	Total Shareholding of Promoter and Promoter Group (A)=(A)(1)+(A)(2)	6	177,862,264	177,862,264	75.00	75.00	-	-
(B)	Public shareholding:							
1	Institutions							
a.	Mutual Funds/UTI	21	15,515,698	15,515,698	6.54	6.54	-	-
b.	Financial Institutions / Banks	4	1,261,636	1,261,636	0.53	0.53	-	-
c.	Central Government/State Government(s)	-	-	-	-	-	-	-
d.	Venture Capital Funds	-	-	-	-	-	-	-
e.	Insurance Companies	2	1,881,275	1,881,275	0.79	0.79	-	-
f.	Foreign Institutional Investors	26	30,794,781	30,794,781	12.99	12.99	-	-
g.	Foreign Venture Capital Investors	-	-	-	-	-	-	-
h.	Qualified Foreign Investors	-	-	-	-	-	-	-
i.	Any Other (specify)	-	-	-	-	-	-	-
	Sub Total (B) (1)	63	49,453,390	49,453,390	20.85	20.85	-	-
2	Non-institutions							
a.	Bodies Corporate	342	5,694,077	5,694,077	2.40	2.40	-	-
b. i.	Individuals - shareholders holding nominal share capital up to Rs 1 Lakh	22,253	3,040,427	3,040,425	1.28	1.28	-	-
b. ii.	Individual shareholders holding nominal share capital in excess of Rs. 1 Lakh	4	160,706	160,706	0.07	0.07	-	-

Category Code	Category of shareholder	No. of shareholders	Total no. of shares	No. of shares held in dematerialised form	Total shareholding as a percentage of total number of shares		Shares pledged or otherwise encumbered	
					As a percentage of (A+B)	As a percentage of (A+B+C)	No. of shares	As a percentage
(I)	(II)	(III)	(IV)	(V)	(VI)	(VII)	(VIII)	(IX) = (VIII)/(VI)*100
c.	Qualified Foreign Investors							
d.	Any Other							
i.	Non Resident Indians (Repatriation)	259	408,360	408,360	0.17	0.17	-	-
ii.	Non Resident Indians (Non Repatriation)	62	38,719	38,719	0.02	0.02	-	-
iii.	Foreign Companies	-	-	-	-	-	-	-
iv.	Clearing Member	180	487,823	487,823	0.21	0.21	-	-
v.	Directors / Relatives	2	3,920	3,920	0.00	0.00	-	-
vi.	Trusts	-	-	-	-	-	-	-
	Sub Total (B)(2)	23,102	9,834,032	9,833,630	4.15	4.15	-	-
	Total Public Shareholding Public Group	23,155	69,287,422	69,287,020	25.00	25.00	NA	NA
	Total (A)+(B)	23,160	237,149,686	237,149,284	100.00	100.00	-	-
(C)	Shares held by custodians and against Promoter and Promoter group							
i.	Public							
	Sub Total (C)	-	-	-	-	-	-	-
	GRAND TOTAL (A)+(B)+(C)	23,160	237,149,686	237,149,284	100.00	100.00	-	-



Handwritten signature or initials.