

(I)(a) Statement showing Shareholding Pattern  
**Name of the Company : Punjab National Bank**

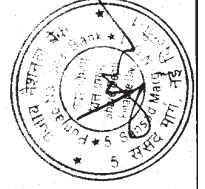
**As on Date : 31-Dec-2014**

Partly paid-up shares	No. of partly paid-up shares	As a % of total no. of partly paid-up Shares	As a % of total no. of shares of the company
Held by promoter/promoter group	0	0	0
Held by public	0	0	0
<b>Total</b>	0	0	0
Outstanding convertible securities	No. of outstanding securities	As a % of total no. of outstanding convertible securities	As a % of total no. of shares of the company, assuming full conversion of the
Held by promoter/promoter group	0	0	0
Held by public	0	0	0
<b>Total</b>	0	0	0
Warrants	No. of warrants	As a % of total no. of warrants	As a % of total no. of shares of the company, assuming full conversion of Warrants
Held by promoter/promoter group	0	0	0
Held by public	0	0	0
<b>Total</b>	0	0	0
Total paid-up capital of the company, assuming full conversion of warrants and convertible securities	1810349630		

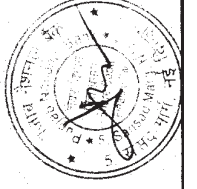


**(I)(a) Statement showing Shareholding Pattern**

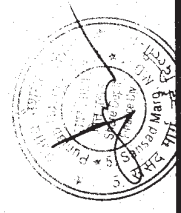
Sr. no.	Category of shareholder (II)	Number of shareholders (III)	Total number of shares (IV)	Number of shares held in dematerialized form (V)	Total shareholding as a percentage of total number of shares		Shares Pledged or otherwise encumbered	
					As a percentage of (A+B) <sup>1</sup> (VI)	As a percentage of (A+B+C) (VII)	Number of shares (VIII)	As a percentage (IX) = (VIII) / (IV) * 100
<b>(A)</b>	<b>Promoter and Promoter Group<sup>2</sup></b>							
<b>(1)</b>	<b>Indian</b>							
(a)	Individuals/Hindu Undivided Family	0	0	0	0.00	0.00	0	0
(b)	Central Government/State	1	1065840595	1065840595	58.87	58.87	0	0.00
(c)	Bodies Corporate	0	0	0	0.00	0.00	0	0
(d)	Financial Institutions/Banks	0	0	0	0.00	0.00	0	0
(e)	Any Other (Total)	0	0	0	0.00	0.00	0	0
	<b>Sub-Total (A)(1)</b>	1	1065840595	1065840595	58.87	58.87	0	0.00
<b>(2)</b>	<b>Foreign</b>							
(a)	Individuals (Non-Resident Individuals/Foreign Individuals)	0	0	0	0.00	0.00	0	0.00
(b)	Bodies Corporate	0	0	0	0.00	0.00	0	0.00
(c)	Institutions	0	0	0	0.00	0.00	0	0.00



(d)	Qualified Foreign Investor	0	0	0	0	0.00	0	0.00	0	0.00
(e)	Any Other (Total)	0	0	0	0	0.00	0	0.00	0	0.00
	<b>Sub-Total (A)(2)</b>	0	0	0	0	0.00	0	0.00	0	0.00
	<b>Total Shareholding of Promoter and Promoter Group (A)= (A)(1)+(A)(2)</b>	1	1065840595	1065840595	1065840595	58.87	0	58.87	0	0.00
<b>(B)</b>	<b>Public shareholding<sup>3</sup></b>									
<b>(1)</b>	<b>Institutions</b>									
(a)	Mutual Funds/UTI	180	110329679	110329679	110329679	6.09	6.09	0.00	N.A.	N.A.
(b)	Financial Institutions/Banks	20	2939105	2939105	2939105	0.16	0.16	0.00	N.A.	N.A.
(c)	Central Government/State	1	309800	309800	309800	0.02	0.02	0.00	N.A.	N.A.
(d)	Venture Capital Funds	0	0	0	0	0.00	0.00	0.00	N.A.	N.A.
(e)	Insurance Companies	91	238464801	238464801	238464801	13.17	13.17	0.00	N.A.	N.A.
(f)	Foreign Institutional Investors	183	313863130	313863130	313863130	17.34	17.34	0.00	N.A.	N.A.
(g)	Foreign Venture Capital Investors	0	0	0	0	0.00	0.00	0.00	N.A.	N.A.
(h)	Qualified Foreign Investor	0	0	0	0	0.00	0.00	0.00	N.A.	N.A.
(i)	Any Other (Total)	1	11135	11135	11135	0.00	0.00	0.00	N.A.	N.A.
(i1)	FFI/Banks	1	11135	11135	11135	0.00	0.00	0.00	N.A.	N.A.
	<b>Sub-Total (B)(1)</b>	476	665917650	665917650	665917650	36.78	36.78	0.00	N.A.	N.A.
<b>(2)</b>	<b>Non-institutions</b>									
(a)	Bodies Corporate	1774	12357779	12163779	12163779	0.68	0.68	0.00	N.A.	N.A.



(b)	Individuals - i. Individual Shareholders Holding Nominal Share Capital Up To >Rs. 1 Lakh.	207425	59424907	52118622	3.28	3.28	N.A.	N.A.
	Individuals - ii. Individual Shareholders Holding Nominal Share Capital In Excess Of Rs. 1 Lakh	15	1625090	1625090	0.09	0.09	N.A.	N.A.
(c)	Qualified Foreign Investor	0	0	0	0.00	0.00	N.A.	N.A.
(d)	Any Other (Total)	3941	5183609	5098109	0.29	0.29	N.A.	N.A.
(d1)	Clearing Members	287	2415823	2415823	0.13	0.13	N.A.	N.A.
(d2)	Foreign Nationals	1	330	330	0.00	0.00	N.A.	N.A.
(d3)	HUF	2790	975474	903974	0.05	0.05	N.A.	N.A.
(d4)	NRI	821	322827	322827	0.02	0.02	N.A.	N.A.
(d5)	OCB	1	4715	4715	0.00	0.00	N.A.	N.A.
(d6)	Trust	41	1464440	1450440	0.08	0.08	N.A.	N.A.
	<b>Sub-Total (B)(2)</b>	213155	78591385	71005600	4.34	4.34	N.A.	N.A.
	<b>Total Public Shareholding (B)= (B)(1)+(B)(2)</b>	213631	744509035	736923250	41.13	41.13	N.A.	N.A.
	<b>TOTAL (A)+(B)</b>	213632	1810349630	1802763845	100.00	100.00	0	0.00
(C)	Shares held by Custodians and against which Depository Receipts have been issued	0	0	0	N.A.	0.00	N.A.	N.A.



C1	Promoter and Promoter Group	0	0	0	0	0	0.00	N.A.	N.A.
C2	Public	0	0	0	0	0	0.00	N.A.	N.A.
	<b>GRAND TOTAL (A)+(B)+(C)</b>	213632	1810349630	1802763845	N.A.	100.00	0	0	0.00


<sup>1</sup>For determining public shareholding for the purpose of Clause 40A.

<sup>2</sup>For definitions of "Promoter" and "Promoter Group", refer to Clause 40A.

<sup>3</sup>For definitions of "Public Shareholding", refer to Clause 40A.

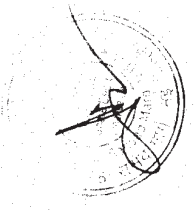
**(I)(b) Statement showing Shareholding of persons belonging to the category "Promoter and Promoter Group"**

Sr. No.	Name of the shareholder (II)	PAN of the Shareholder (III)	Total Shares held		Shares pledged or otherwise encumbered		Details of warrants		Details of convertible securities		Total shares (including underlying shares assuming full conversion of warrants and convertible securities) as a % of diluted share capital (XIII)
			Number (IV)	as a % of grand total (A) + (B) + (C) (V)	Number (VI)	as a percentage (VII) = (VI) / (IV) * 100 (VIII)	Number of warrants held (XI)	As a % total number of warrants of the same class (X)	Number of convertible securities held (XI)	As a % total number of convertible securities of the same class (XII)	
1	President of India		1065840595	58.87	0	0.00	0	0.00	0	0.00	0.00
	TOTAL		1065840595	58.87	0	0.00	0	0.00	0	0.00	0.00




**D)(c) Statement showing Shareholding of persons belonging to the category "Public" and holding more than 1% of the total number of shares**

Sr. No.	Name of the shareholder	PAN of the Shareholder	Number of shares	Shares as a percentage of total number of shares (i.e., Grand Total (A)+(B)+(C) indicated in Statement at para (I)(a) above)	Details of warrants		Details of convertible securities		Total shares (including underlying shares assuming full conversion of warrants and convertible securities) as a % of diluted
					Number of warrants held	As a % total number of warrants of the same class	Number of convertible securities held	% w.r.t total number of convertible securities of the same class	
	LIC of India Money Plus 1 secured Fund-(31)	AAACL0582H	201831926	11.15	0	0.00	0	0.00	0
	LAZARD Asset Management LLC A/C LAZARD -Emerging Markets Portfolio	AAAA10206A	68819120	3.80	0	0.00	0	0.00	0
	HDFC Trustee Co Ltd A/C HDFC Capital-Protection Oriented Fund-SR III-1207D-Dec 14(25)	AAATH1809A	41486651	2.29	0	0.00	0	0.00	0
	ICICI Prudential NIFTY ETF (21)	AAAAI0038F	21637446	1.20	0	0.00	0	0.00	0
	<b>TOTAL</b>		<b>333775143</b>	<b>18.44</b>	<b>0</b>	<b>0.00</b>	<b>0</b>	<b>0.00</b>	<b>0</b>



**D)(c) Statement showing Shareholding of persons belonging to the category "Public" and holding more than 5% of the total number of shares**

Sr. No.	Name of the shareholder	PAN of the Shareholder	Number of shares	Shares as a percentage of total number of shares {i.e., Grand Total (A)+(B)+(C) indicated in Statement at para (I)(a) above}	Details of warrants		Details of convertible securities		Total shares (including underlying shares assuming full conversion of warrants and convertible securities) as a % of diluted
					Number of warrants held	As a % total number of warrants of the same class	Number of convertible securities held	% w.r.t total number of convertible securities of the same class	
1	LIC of India Money Plus 1 secured Fund(31)	AAACL0582H	201831926	11.15	0	0	0	0	0
	TOTAL		201831926	11.15	0	0	0	0	0.00



**(I)(d) Statement showing details of locked-in shares**

Sr. No.	Name of the shareholder	PAN of the Shareholder	Number of locked-in shares	Locked-in shares as a percentage of total number of shares {i.e., Grand Total (A)+(B)+(C) indicated in Statement at para (I)(a) above}
1	President of India		147085810	8.12
	TOTAL		147085810	8.12

**(II)(a) Statement showing details of Depository Receipts (DRs)**

Sr. No.	Type of outstanding DR (ADRs, GDRs, SDRs, etc.)	Number of outstanding DRs	Number of shares underlying outstanding DRs	Shares underlying outstanding DRs as a percentage of total number of shares {i.e., Grand Total (A)+(B)+(C) indicated in Statement at para (I)(a) above}
	TOTAL	0	0	0.00

**(II)(b) Statement showing holding of Depository Receipts (DRs), where underlying shares held by 'promoter/promoter group' are in excess of 1% of the total number of shares**

Sr. No.	Name of the DR Holder	Type of outstanding DR (ADRs, GDRs, SDRs, etc.)	Number of shares underlying outstanding DRs	Shares underlying outstanding DRs as a percentage of total number of shares {i.e., Grand Total (A)+(B)+(C) indicated in Statement at para (I)(a) above}
		TOTAL	0	0.00





**(III) (a) Statement showing the voting pattern of shareholders, if more than one class of shares/securities is issued by the issuer.**

Sr. no.	Category of shareholder	Number of Voting Rights held in each class of securities			Total Voting Rights (III+IV+V)	Total Voting Rights i.e. (VI)	
		Class X (III)	Class Y (IV)	Class Z (V)		As a percentage of (A+B) (VII)	As a percentage of (A+B+C) (VIII)
(I)	(II)				(VI)		
(A)	Promoter and Promoter Group <sup>2</sup>						
(1)	Indian						
(a)	Individuals/Hindu Undivided Family	0	0	0	0	0.00	0.00
(b)	Central Government/State Government(s)	0	0	0	0	0.00	0.00
(c)	Bodies Corporate	0	0	0	0	0.00	0.00
(d)	Financial Institutions/Banks	0	0	0	0	0.00	0.00
(e)	Any Other (Total)	0	0	0	0	0.00	0.00
	<b>Sub-Total (A)(1)</b>	0	0	0	0	0.00	0.00
(2)	Foreign						
(a)	Individuals (Non-Resident Individuals/Foreign Individuals)	0	0	0	0	0.00	0.00
(b)	Bodies Corporate	0	0	0	0	0.00	0.00
(c)	Institutions	0	0	0	0	0.00	0.00
(d)	Qualified Foreign Investor	0	0	0	0	0.00	0.00
(e)	Any Other (Total)	0	0	0	0	0.00	0.00
	<b>Sub-Total (A)(2)</b>	0	0	0	0	0.00	0.00
	<b>Total Shareholding of Promoter and Promoter Group (A)= (A)(1)+(A)(2)</b>	0	0	0	0	0.00	0.00



<b>(B) Public shareholding</b>										
<b>(1) Institutions</b>										
(a) Mutual Funds/UTI	0	0	0	0	0	0	0	0	0.00	0.00
(b) Financial Institutions/Banks	0	0	0	0	0	0	0	0	0.00	0.00
(c) Central Government/State Government(s)	0	0	0	0	0	0	0	0	0.00	0.00
(d) Venture Capital Funds	0	0	0	0	0	0	0	0	0.00	0.00
(e) Insurance Companies	0	0	0	0	0	0	0	0	0.00	0.00
(f) Foreign Institutional Investors	0	0	0	0	0	0	0	0	0.00	0.00
(g) Foreign Venture Capital Investors	0	0	0	0	0	0	0	0	0.00	0.00
(h) Qualified Foreign Investor	0	0	0	0	0	0	0	0	0.00	0.00
(h) Any Other (Total)	0	0	0	0	0	0	0	0	0.00	0.00
<b>Sub-Total (B)(1)</b>	0	0	0	0	0	0	0	0	0.00	0.00
<b>(2) Non-institutions</b>										
(a) Bodies Corporate	0	0	0	0	0	0	0	0	0.00	0.00
(b) Individuals - i. Individual Shareholders Holding Nominal Share Capital Up To >Rs. 1 Lakh.	0	0	0	0	0	0	0	0	0.00	0.00
Individuals - ii. Individual Shareholders Holding Nominal Share Capital In Excess Of Rs. 1 Lakh	0	0	0	0	0	0	0	0	0.00	0.00
(c) Qualified Foreign Investor	0	0	0	0	0	0	0	0	0.00	0.00
(d) Any Other (Total)	0	0	0	0	0	0	0	0	0.00	0.00
<b>Sub-Total (B)(2)</b>	0	0	0	0	0	0	0	0	0.00	0.00
<b>Total Public Shareholding (B) = (B)(1)+(B)(2)</b>	0	0	0	0	0	0	0	0	0.00	0.00
<b>TOTAL (A)+(B)</b>	0	0	0	0	0	0	0	0	0.00	0.00
(C) Shares held by Custodians and against which Depository	0	0	0	0	0	0	0	0	0.00	0.00
C1 Promoter and Promoter Group	0	0	0	0	0	0	0	0	0	0
C2 Public	0	0	0	0	0	0	0	0	0	0
<b>GRAND TOTAL (A)+(B)+(C)</b>	0	0	0	0	0	0	0	0	0.00	0.00

