





(1)(a) STATEMENT SHOWING SHAREHOLDING PATTERN IN CLAUSE-35			
NAME OF THE COMPANY: PUNJ LLOYD LTD			
SCRIP CODE:	532693	Name of the Scrip: PUNJLLOYD	
Class of Security:	Equity		
QUARTER ENDED:	31/12/2014		
Partly paid-up shares	No. of partly paid-up shares	As a % of total no. of partly paid-up shares	As a % of total no. of shares of the Company.
Held by promoter/promoter group	0	0	0
Held by Public	0	0	0
Total:	0	0	0
Outstanding convertible securities:	No. of outstanding securities	As a % of total no. of outstanding convertible securities.	As a % of total no. of shares of the Company assuming full conversion of the convertible securities
Held by promoter/promoter group	0	0	0
Held by Public	0	0	0
Total:	0	0	0
Warrants:	No. of warrants	As a % of total no. of warrants	As a % of total no. of shares of the Company, assuming full conversion of warrants
Held by promoter/promoter group	0	0	0
Held by Public	0	0	0
Total:	0	0	0
Total paid-up capital of the Company, assuming full conversion of warrants and convertible securities	332095745	0	100.00






CATEGORY CODE	CATEGORY OF SHAREHOLDER	NO OF SHAREHOLDERS	TOTAL NUMBER OF SHARES	NO OF SHARES HELD IN DEMATERIALIZED FORM	TOTAL SHAREHOLDING AS A % OF TOTAL NO OF SHARES		SHARES PLEDGE OR OTHERWISE ENCUMBERED	
					AS a PERCENTAGE of (A+B)	As a PERCENTAGE of (A+B+C)	NUMBER OF SHARES	AS a PERCENTAGE
(I)	(II)	(III)	(IV)	(V)	(VI)	(VII)	(VIII)	(IX)=(VIII)/(IV)*100
(A)	PROMOTER AND PROMOTER GROUP							
(1)	INDIAN							
(a)	Individual /HUF	8	23365245	23365245	7.04	7.04	0	0.00
(b)	Central Government/State Government(s)	0	0	0	0.00	0.00	0	0.00
(c)	Bodies Corporate	2	22148345	22148345	6.67	6.67	22148305	100.00
(d)	Financial Institutions / Banks	0	0	0	0.00	0.00	0	0.00
(e)	Any Other (specify)	0	0	0	0.00	0.00	0	0.00
	Sub-Total A(1) :	10	45513590	45513590	13.71	13.71	22148305	48.66
(2)	FOREIGN							
(a)	Individuals (NRIs/Foreign Individuals)	1	1430540	1430540	0.43	0.43	0	0.00
(b)	Bodies Corporate	1	75691430	75691430	22.79	22.79	60218955	79.56
(c)	Institutions	0	0	0	0.00	0.00	0	0.00
(d)	Qualified Foreign Investor	0	0	0	0.00	0.00	0	0.00
(e)	Any Other (specify)	0	0	0	0.00	0.00	0	0.00
	Sub-Total A(2) :	2	77121970	77121970	23.22	23.22	60218955	78.08
	Total A=A(1)+A(2)	12	122635560	122635560	36.93	36.93	82367260	67.16
(B)	PUBLIC SHAREHOLDING							
(1)	INSTITUTIONS							
(a)	Mutual Funds /UTI	2	3003502	3003502	0.91	0.91		
(b)	Financial Institutions /Banks	28	21582366	21582366	6.50	6.50		
(c)	Central Government / State Government(s)	0	0	0	0.00	0.00		
(d)	Venture Capital Funds	0	0	0	0.00	0.00		
(e)	Insurance Companies	0	0	0	0.00	0.00		
(f)	Foreign Institutional Investors	39	20699898	20699898	6.23	6.23		
(g)	Foreign Venture Capital Investors	0	0	0	0.00	0.00		
(h)	Qualified Foreign Investor	0	0	0	0.00	0.00		
(i)	Any Other (specify)	0	0	0	0.00	0.00		
	Sub-Total B(1) :	69	45285766	45285766	13.64	13.64		
(2)	NON-INSTITUTIONS							
(a)	Bodies Corporate	2317	34348045	34347955	10.34	10.34		
(b)	Individuals							
	(i) Individuals holding nominal share capital upto Rs.1 lakh	361950	113742377	113719788	34.25	34.25		
	(ii) Individuals holding nominal share capital in excess of Rs.1 lakh	66	8205275	8205275	2.47	2.47		






CATEGORY CODE	CATEGORY OF SHAREHOLDER	NO OF SHAREHOLDERS	TOTAL NUMBER OF SHARES	NO OF SHARES HELD IN DEMATERIALIZED FORM	TOTAL SHAREHOLDING AS A % OF TOTAL NO OF SHARES		SHARES PLEDGE OR OTHERWISE ENCUMBERED	
					AS a PERCENTAGE of (A+B)	As a PERCENTAGE of (A+B+C)	NUMBER OF SHARES	AS a PERCENTAGE
(I)	(II)	(III)	(IV)	(V)	(VI)	(VII)	(VIII)	(IX)=(VIII)/(IV)* 100
(c)	Qualified Foreign Investor	0	0	0	0.00	0.00		
(d)	Any Other (specify)							
	TRUSTS	10	33630	33630	0.01	0.01		
	NON RESIDENT INDIANS	4215	6852516	6851471	2.06	2.06		
	FOREIGN NATIONALS	1	500	500	0.00	0.00		
	CLEARING MEMBERS	309	992076	992076	0.30	0.30		
	Sub-Total B(2) :	368868	164174419	164150695	49.43	49.43		
	Total B=B(1)+B(2) :	368937	209460185	209436461	63.07	63.07		
	Total (A+B) :	368949	332095745	332072021	100.00	100.00		
(C)	Shares held by custodians, against which Depository Receipts have been issued							
(1)	Promoter and Promoter Group							
(2)	Public	0	0	0	0.00	0.00		
	GRAND TOTAL (A+B+C) :	368949	332095745	332072021	100.00	100.00	82367260	24.80

AL





(i)(b) Statement showing holding of securities (Including shares, warrants, convertible securities) of persons belonging to the category "Promoter and Promoter Group"											
Sr.No	Name of the Shareholder	Details of Shares held		Encumbered shares (*)			Details of Warrants		Details of convertible securities		Total Shares (including underlying shares assuming full conversion of warrants and convertible securities) as a % of diluted share capital
		No. of Shares held	As a % of grand total (A)+(B)+(C)	Pledge Shares	AS a percentage	AS a % of grand total (A) + (B) + (C) of sub-clause (i)(a)	Number of warrants held	As a % total number of warrants of the same class	Number of convertible securities held	As a % total number of convertible securities of the same class	
(i)	(ii)	(iii)	(iv)	(v)	(vi)=(v)/(iii)*100	(vii)	(viii)	(ix)	(x)	(xi)	(xii)
1	CAWDOR ENTERPRISES LIMITED	75691430	22.79	60218955	79.56	18.13	0	0.00	0	0.00	22.79
2	SPECTRA-PUNJ FINANCE PRIVATE LIMITED	22148305	6.67	22148305	100.00	6.67	0	0.00	0	0.00	6.67
3	SATYANARIAN PRAKASH PUNJ / INDU RANI PUNJ	10537281	3.17	0	0.00	0.00	0	0.00	0	0.00	3.17
4	INDU RANI PUNJ/SATYANARIAN PRAKASH PUNJ	9997065	3.01	0	0.00	0.00	0	0.00	0	0.00	3.01
5	ATUL PUNJ	1430540	0.43	0	0.00	0.00	0	0.00	0	0.00	0.43
6	UDAY PUNJ - HUF	781246	0.24	0	0.00	0.00	0	0.00	0	0.00	0.24
7	MANGALAM PUNJ / UDAY PUNJ	774962	0.23	0	0.00	0.00	0	0.00	0	0.00	0.23
8	UDAY PUNJ / MANGALAM PUNJ	624935	0.19	0	0.00	0.00	0	0.00	0	0.00	0.19
9	JYOTI PUNJ	501725	0.15	0	0.00	0.00	0	0.00	0	0.00	0.15
10	UDAY PUNJ	147211	0.04	0	0.00	0.00	0	0.00	0	0.00	0.04
11	ATUL PUNJ - HUF	820	0.00	0	0.00	0.00	0	0.00	0	0.00	0.00
12	PLE HYDRAULICS PRIVATE LIMITED	40	0.00	0	0.00	0.00	0	0.00	0	0.00	0.00
TOTAL :		122635560	36.93	82367260	67.16	24.80	0	0.00	0	0.00	36.93





(1)(c)(i) Statement showing holding of securities (including shares, warrants, convertible securities) of persons belonging to the category "Public" and holding more than 1% of the total number of shares								
Sr.No.	Name of the shareholder	Number of shares held	Shares as a percentage of total number of shares (i.e., Grant total (A)+(B)+(C) indicated in Statement at para (1)(a) above}	Details of warrants		Details of convertible securities		Total shares (including underlying shares assuming full conversion of warrants and convertible securities) as a % of diluted share capital)
				Number of warrants held	As a % total number of warrants of the same class	Number of convertible securities held	% w.r.t total number of convertible securities of the same class	
1	CITIGROUP GLOBAL MARKETS MAURITIUS PRIVATE LIMITED	8844601	2.66	0	0.00	0	0.00	2.66
2	LIFE INSURANCE CORPORATION OF INDIA	5848756	1.76	0	0.00	0	0.00	1.76
3	LIC OF INDIA MARKET PLUS 1 GROWTH FUND	5806337	1.75	0	0.00	0	0.00	1.75
4	CANARA HSBC ORIENTAL BANK OF COMMERCE LIFE INSURANCE COMPANY LTD	4275173	1.29	0	0.00	0	0.00	1.29
TOTAL :		24774867	7.46	0	0.00	0	0.00	7.46

(1)(c)(ii) Statement showing holding of securities (including shares, warrants, convertible securities) of persons (together with PAC) belonging to the category "Public" and holding more than 5% of the total number of shares of the company								
Sr.No.	Name(s) of the shareholder(s) and the Persons Acting in Concert (PAC) with them	Number of shares held	Shares as a percentage of total number of shares (i.e., Grant total (A)+(B)+(C) indicated in Statement at para (1)(a) above}	Details of warrants		Details of convertible securities		Total shares (including underlying shares assuming full conversion of warrants and convertible securities) as a % of diluted share capital)
				Number of warrants held	As a % total number of warrants of the same class	Number of convertible securities held	% w.r.t total number of convertible securities of the same class	
TOTAL :		0	0	0	0	0	0	0





(I)(d) STATEMENT SHOWING DETAILS OF LOCKED-IN SHARES"				
Sr.No.	Name of the shareholder	Number of locked-in shares	Locked-in shares as a (%) percentage of total number of shares {i.e, Grand Total (A)+(B)+(C) Indicated in Statement at para (I)(a) above}	Promoter/Promoter Group/Public
TOTAL :		0	0	

(II)(a) STATEMENT SHOWING DETAILS OF DEPOSITORY RECEIPTS (DRS)				
Sr.No.	Type of outstanding DR (ADRs,GDRs,SDRs,etc.)	Number of outstanding DRs	Number of shares underlying outstanding DRs	Shares underlying outstanding DRs as a percentage of total number of shares {i.e., Grand Total (A)+(B)+(C) indicated in Statement at Para(I)(a) above}
TOTAL :		0	0	0

(II)(b) Statement showing Holding of Depository Receipts (DRs), where underlying shares held by				
Sr.No.	Name of the DR Holder	Type of outstanding DR (ADRs,GDRs,S DRs,etc.)	Number of shares underlying outstanding DRs	Shares underlying outstanding DRs as a percentage of total number of shares {i.e., Grand Total (A)+(B)+(C) indicated in Statement at para(I)(a) above}
TOTAL :			0	0

