

Date: 10th April, 2014

National Stock Exchange of India Limited
Exchange Plaza
Bandra Kurla Complex, Bandra (E)
Mumbai 400 051
Scrip: PROZONECSC

Bombay Stock Exchange Limited
Listing Department
P.J. Towers, Dalal Street, Fort
Mumbai 400 001
Scrip: 534675

Dear Sir,

Sub: Shareholding Pattern for the Quarter ended 31st March 2014- under Clause 35


In compliance with the requirement of clause 35 of the Listing Agreement, please find enclosed herewith Shareholding Pattern of the Company, for the quarter ended on 31st March 2014.

Kindly take the same on your record.


Thanking you,

Yours truly,

For Prozone Capital Shopping Centres Limited



Snehal Bansode
Company Secretary
Encl: as above



CIN: L45200MH2007PLC174147

105/106, Provogue House, Off New Link Road, Andheri (W), Mumbai - 4000 053. T: + 91-22-30653111 / 30653222, www.prozonecsc.com

Commitments . Delivered

Prozone Capital Shopping Centres Limited
SHAREHOLDING PATTERN
AS ON 31.03.2014

1(a) Statement showing Shareholding Pattern


Name of the Company: Prozone Capital Shopping Centres Limited
Scrip Code: NSE:PROZONECSC BSE: 534675
Name of Scrip: Equity Share of Rs. 2/- each
Class of Securities Equity Shares
Quarter Ended As on 31.03.2014

Partly Paid-up shares	No. of Partly Paid-up shares	As a % of total no. of partly paid-up shares	As a % of total no. of shares of the Company
Held by promoter / promoter group	0	0	0
Held by public	0	0	0
Total	0	0	0
Outstanding convertible securities	No. of outstanding securities	As a % of total no. of outstanding convertible securities	As a % of total no. of shares of the Company, assuming full conversion of the convertible securities
Held by promoter / promoter group	0	0	0
Held by public	0	0	0
Total	0	0	0
Warrants	No. of warrants	As a % of total no. of warrants	As a % of total no. of shares of the Company, assuming full conversion of warrants
Held by promoter / promoter group	0	0	0
Held by public	0	0	0
Total	0	0	0
Total paid-up capital of the company, assuming full conversion of warrants and convertible securities	Rs. 30,52,05,766/- (15,26,02,883 Equity Shares of Rs. 2/- Each)		



SHAREHOLDING PATTERN OF PROZONE CAPITAL SHOPPING CENTRES LIMITED - AS ON 31ST MARCH 2014

Category Code	Category of shareholder	Number of share-holders	Total number of shares	Number of shares held in dematerialized form	Total shareholding as a % of total number of shares		Shares pledged or otherwise encumbered	As a %
					As a % of (A+B)	As a % of (A+B+C)		
(I)	(II)	(III)	(IV)	(V)	(VI)	(VII)	(VIII)	(IX) = (VIII)/(IV)*100
(A)	Promoter and Promoter's Group							
(1)	Indian							
(a)	Individuals/ Hindu Undivided Family	16	2,64,92,336	2,64,92,336	17.36	17.36	0	0.00
(b)	Central Government/ State Government(s)	0	0	0	0.00	0.00	0	0.00
(c)	Bodies Corporate	1	2,50,000	2,50,000	0.16	0.16	0	0.00
(d)	Financial Institutions/ Banks	0	0	0	0.00	0.00	0	0.00
(e)	Any Other							
(e-i)	Limited Liability Partnership	3	1,54,00,841	1,54,00,841	10.09	10.09	0	0.00
(e-ii)	Private Family Trust	1	1,02,95,135	1,02,95,135	6.75	6.75	0	0.00
	Sub-Total (A)(1)	21	5,24,38,312	5,24,38,312	34.36	34.36	0	0.00
(2)	Foreign							
(a)	Individuals (Non-Resident Individuals/ Foreign Individuals)	0	0	0	0.00	0.00	0	0
(b)	Bodies Corporate	0	0	0	0.00	0.00	0	0
(c)	Institutions	0	0	0	0.00	0.00	0	0
(d)	Any Other (specify)	0	0	0	0.00	0.00	0	0
	Sub-Total (A)(2)	0	0	0	0	0	0	0
	Total Shareholding of Promoter and Promoter Group (A)= (A)(1)+(A)(2)	21	5,24,38,312	5,24,38,312	34.36	34.36	0	0
(B)	Public Shareholding							
(1)	Institutions							
(a)	Mutual Funds/ UTI	1	25,64,342	25,64,342	1.68	1.68		
(b)	Financial Institutions/ Banks	3	7,15,037	7,15,037	0.47	0.47		
(c)	Central Government/ State Government(s)	0	0	0	0.00	0.00		
(d)	Venture Capital Funds	0	0	0	0.00	0.00	0.00	
(e)	Insurance Companies	0	0	0	0.00	0.00		
(f)	Foreign Institutional Investors/ FFI ³	10	1,63,90,903	1,63,90,903	10.74	10.74		
(g)	Foreign Venture Capital Investors	0	0	0	0.00	0.00		
(h)	Qualified Foreign Investors	0	0	0	0.00	0.00		
(i)	Any Other (specify)	0	0	0	0.00	0.00		
	Sub-Total (B)(1)	14	1,96,70,282	1,96,70,282	12.89	12.89	NA	NA



Category Code	Category of shareholder	Number of share-holders	Total number of shares	Number of shares held in dematerialized form	Total shareholding as a % of total number of shares		Shares pledged or otherwise encumbered	
					As a % of (A+B)	As a % of (A+B+C)	No. of Shares	As a %
(I)	(II)	(III)	(IV)	(V)	(VI)	(VII)	(VIII)	(IX)= (VIII)/(IV)*100
(2)	Non-institutions							
	(a) Bodies Corporate	417	81,87,759	81,87,759	5.37	5.37	-	-
	(b) Individuals -							
	i. Individual shareholders holding nominal share capital up to Rs. 1 lakh.	28,561	1,24,16,101	1,24,02,834	8.14	8.14	-	-
	ii. Individual shareholders holding nominal share capital in excess of Rs. 1 lakh.	33	1,45,04,615	1,43,84,440	9.50	9.50	-	-
	(c) Any Other (specify)							
	(c-i) Clearing Members	117	5,74,815	5,74,815	0.38	0.38	-	-
	(c-ii) Non-resident Indians	398	8,15,211	8,15,211	0.53	0.53	-	-
	(c-iii) Foreign Companies ³	1	4,39,95,788	4,39,95,788	28.83	28.83	-	-
	Sub-Total (B)(2)	29,527	8,04,94,289	8,03,60,847	52.75	52.75	NA	NA
	Total Public Shareholding (B)= (B)(1)+(B)(2)	29,541	10,01,64,571	10,00,31,129	65.64	65.64	-	-
	TOTAL (A)+(B)	29,562	15,26,02,883	15,24,69,441	100.00	100.00	-	-
(C)	Shares held by Custodians and against which Depository Receipts have been issued	0	0	0	0	0	NA	NA
(1)	Promoter and Promoter Group	-	-	-	-	-	-	-
(2)	Public	-	-	-	-	-	-	-
	GRAND TOTAL (A)+(B)+(C)	29,562	15,26,02,883	15,24,69,441	100.00	100.00	NA	NA

Notes:

- 1) Total Non-promoter holding is 65.64 % there are no ADR/GDR issues.
- 2) Total Foreign Shareholding is 6,12,01,902 shares (40.11%) which includes investment made by NRI -8,15,211 shares (0.53%), Foreign Bodies Corporate- 4,39,95,788 shares (28.83%) and FII- 1,63,90,903 shares (10.74%)
- 3) Naisfield Limited (NL), Mauritius is holding 4,94,10,788 (32.38%) shares (4,39,95,788 shares under FDI route and 54,15,000 shares through FII.)



(l)(b) Statement showing holding of securities (including shares, warrants, convertible securities) of persons belonging to the category "Promoter and Promoter Group"

Sr. No.	Name of the shareholder	Details of Shares held		Encumbered shares			Details of warrants		Details of convertible securities		Total shares (including underlying shares assuming full conversion of warrants and convertible securities) as a % of diluted share capital
		Number of shares	As a % of Grand Total (A)+(B)+(C)	Number of shares	As a % (VI) = (V)/(III)X 100	As a % of Grand Total (A)+(B)+(C) of sub clause (i)(a)	Number of warrants held	As a % of total number of warrants of the same class	Number of convertible securities held	As a % of total number of convertible securities of the same class	
(i)	(ii)	(iii)	(iv)	(v)	(vi)	(vii)	(viii)	(ix)	(x)	(xi)	(xii)
1	NIKHIL ANUPENDRA CHATURVEDI	1,06,11,995	6.95	0	0.00	0.00	0	0.00	0	0.00	6.95
2	NIKHIL CHATURVEDI and SHITAL CHATURVEDI	5,000	0.00	0	0.00	0.00	0	0.00	0	0.00	0.00
3	SALIL CHATURVEDI FAMILY TRUST	1,02,95,135	6.75	0	0.00	0.00	0	0.00	0	0.00	6.75
4	RAKESH RAWAT	41,11,750	2.69	0	0.00	0.00	0	0.00	0	0.00	2.69
5	DEEP SUBASH GUPTA	56,73,445	3.72	0	0.00	0.00	0	0.00	0	0.00	3.72
6	NIGAM PATEL	23,12,830	1.52	0	0.00	0.00	0	0.00	0	0.00	1.52
7	AKHIL ANUPENDRA CHATURVEDI	29,12,830	1.91	0	0.00	0.00	0	0.00	0	0.00	1.91
8	ANISHA CHATURVEDI	1,44,225	0.09	0	0.00	0.00	0	0.00	0	0.00	0.09
9	YEENA GUPTA	70,005	0.05	0	0.00	0.00	0	0.00	0	0.00	0.05
10	VANDANA VAIDH	1,620	0.00	0	0.00	0.00	0	0.00	0	0.00	0.00
11	ANISHA CHHABRA	22,035	0.01	0	0.00	0.00	0	0.00	0	0.00	0.01
12	GHANSHYAM RAWAT *	20,500	0.01	0	0.00	0.00	0	0.00	0	0.00	0.01
13	PUSHPLATA RAWAT	36,501	0.02	0	0.00	0.00	0	0.00	0	0.00	0.02
14	BALA CHHABRA	1,00,000	0.07	0	0.00	0.00	0	0.00	0	0.00	0.07
15	SUSHANT CHHABRA	67,300	0.04	0	0.00	0.00	0	0.00	0	0.00	0.04
16	VIRENDR CHHABRA	3,92,300	0.26	0	0.00	0.00	0	0.00	0	0.00	0.26
17	MEERUT FESTIVAL CITY LLP	43,60,841	2.86	0	0.00	0.00	0	0.00	0	0.00	2.86
18	FLORO MERCANTILE LLP	62,40,000	4.09	0	0.00	0.00	0	0.00	0	0.00	4.09
19	TOPSPEED TRADING COMPANY LLP	48,00,000	3.15	0	0.00	0.00	0	0.00	0	0.00	3.15
20	PROYOGUE (INDIA) LIMITED	2,50,000	0.16	0	0.00	0.00	0	0.00	0	0.00	0.16
21	MRS. SANTOSH SUBHASH GUPTA	10,000	0.01	0	0.00	0.00	0	0.00	0	0.00	0.01
	Total	5,24,38,312	34.36	0	0.00	0.00	0	0.00	0	0.00	34.36

Note

1

Shares held by Mr. Ghanshyam Rawat are inclusive of 500 Shares lying in beneficiary accounts of Depository Participants, which could not be transferred to shareholder's account upto 31.03.2014 due to some operational reasons.




(l)(c)(i) Statement showing holding of securities (including shares, warrants, convertible securities) of persons belonging to the category "Public" and holding more than 1% of the total number of shares

Sr. No.	Name of the shareholder	Number of shares held	Shares as a percentage of total number of shares {i.e., Grand Total (A)+(B)+(C) indicated in Statement at para (l)(a) above}	Details of warrants		Details of convertible securities		Total shares (including underlying shares assuming full conversion of warrants and convertible securities) as a % of diluted share capital
				Number of warrants held	As a % total number of warrants of the same class	Number of convertible securities held	% w.r.t. total number of convertible securities of the same class	
1	NAILSFIELD LIMITED (Account FDI)	4,39,95,788	28.83	0	0.0000	0	0.0000	28.83
2	NAILSFIELD LIMITED- (Account FI)	54,15,000	3.55	0	0.0000	0	0.0000	3.55
3	SANDEEP G RAHEJA	44,89,600	2.94	0	0.0000	0	0.0000	2.94
4	RAKESH JHUNJHUNWALA	37,50,000	2.46	0	0.0000	0	0.0000	2.46
5	LOWABARD ODIER FUNDS A/C LO FUNDS- ASIA ABSOLUTE RETURN	32,47,312	2.13	0	0.0000	0	0.0000	2.13
6	SBI MAGNUM BALANCED FUND	25,64,342	1.68	0	0.0000	0	0.0000	1.68
7	RAJESH R NARANG	23,24,160	1.52	0	0.0000	0	0.0000	1.52
8	ACACIA PARTNERS, LP	22,43,375	1.47	0	0.0000	0	0.0000	1.47
9	CAVENDISH ASSET MANAGEMENT LTD	17,97,065	1.18	0	0.0000	0	0.0000	1.18
	Total	6,98,26,642	45.76	0	0.0000	0	0.0000	45.76

(l)(c)(ii) Statement showing holding of securities (including shares, warrants, convertible securities) of persons (together with PAC) belonging to the category "Public" and holding more than 5% of the total number of shares of the company

Sr. No.	Name(s) of the shareholder(s) and the Persons Acting in Concert (PAC) with them	Number of shares	Shares as a percentage of total number of shares {i.e., Grand Total (A)+(B)+(C) indicated in Statement at para (l)(a) above}	Details of warrants		Details of convertible securities		Total shares (including underlying shares assuming full conversion of warrants and convertible securities) as a % of diluted share capital
				Number of warrants held	As a % total number of warrants of the same class	Number of convertible securities held	% w.r.t. total number of convertible securities of the same class	
1	NAILSFIELD LIMITED (including shares holding through FI)	4,94,10,788	32.38	0	0.0000	0	0.0000	32.38
	Total	4,94,10,788	32.38	0	0.0000	0	0.0000	32.38



(I)(d) Statement showing details of locked-in shares

Sr. No.	Name of the shareholder	Number of locked-in shares	Locked-in shares as a percentage of total number of shares {i.e., Grand Total (A)+(B)+(C) indicated in Statement at para (I)(a) above}	Promoter/Promoter Group/Public
1	NA	NA	0.00	0.00
	Total			

(II)(a) Statement showing details of Depository Receipts (DRs)

Sr. No.	Type of outstanding DR (ADRs, GDRs, SDRs, etc.)	Number of outstanding DRs	Number of shares underlying outstanding DRs	Shares underlying outstanding DRs as a percentage of total number of shares {i.e., Grand Total (A)+(B)+(C) indicated in Statement at para (I)(a) above}
1	NA	NA	NA	NA
	Total	0	0	0

(II)(b) Statement showing Holding of Depository Receipts (DRs), where underlying shares held by 'promoter/promoter group' are in excess of 1% of the total number of shares

Sr. No.	Name of the DR Holder	Type of outstanding DR (ADRs, GDRs, SDRs, etc.)	Number of shares underlying outstanding DRs	Shares underlying outstanding DRs as a percentage of total number of shares {i.e., Grand Total (A)+(B)+(C) indicated in Statement at para (I)(a) above}
1	NA	NA	NA	NA
	Total			

(III)(a) Statement showing the voting pattern of shareholders, if more than one class of shares/ securities is issued by the issuer:

(Give description of voting rights for each class of securities: Class X, Class Y, Class Z)
 Not Applicable, as Company has only one class of security.

