




| (1)(a) STATEMENT SHOWING SHAREHOLDING PATTERN IN CLAUSE-35 | | | |
|--|-------------------------------|--|---|
| NAME OF THE COMPANY: PRITHVI INFORMATION SOLUTION LTD | | Name of the Scrip: | |
| SCRIP CODE: | 532675 | | |
| Class of Security: | | | |
| QUARTER ENDED: | 30/09/2014 | | |
| | No. of partly paid-up shares | As a % of total no. of partly paid-up shares | As a % of total no. of shares of the Company. |
| Partly paid-up shares | | | |
| Held by promoter/promoter group | 0 | 0 | 0 |
| Held by Public | 0 | 0 | 0 |
| Total: | 0 | 0 | 0 |
| | No. of outstanding securities | As a % of total no. of outstanding convertible securities. | As a % of total no. of shares of the Company assuming full conversion of the convertible securities |
| Outstanding convertible securities: | | | |
| Held by promoter/promoter group | 0 | 0 | 0 |
| Held by Public | 0 | 0 | 0 |
| Total: | 0 | 0 | 0 |
| | No. of warrants | As a % of total no. of warrants | As a % of total no. of shares of the Company, assuming full conversion of warrants |
| Warrants: | | | |
| Held by promoter/promoter group | 0 | 0 | 0 |
| Held by Public | 0 | 0 | 0 |
| Total: | 0 | 0 | 0 |
| Total paid-up capital of the Company, assuming full conversion of warrants and convertible securities | 34605786 | 0 | 100.00 |




| CATEGORY OF SHAREHOLDER (II) | NO OF SHAREHOLDERS (III) | TOTAL NUMBER OF SHARES (IV) | NO OF SHARES HELD IN DEMATERIALIZED FORM (V) | TOTAL SHAREHOLDING AS A % OF TOTAL NO OF SHARES | | | SHARES PLEDGE OR OTHERWISE ENCUMBERED |
|--|-----------------------------|--------------------------------|---|---|-------------------------------------|----------------------------|---------------------------------------|
| | | | | AS a PERCENTAGE of (A+B) (VI) | As a PERCENTAGE of (A+B+C) (VII) | NUMBER OF SHARES (VIII) | |
| PROMOTER AND PROMOTER GROUP | | | | | | | |
| INDIAN | | | | | | | |
| Individual /HUF | 3 | 1860066 | 1860066 | 5.38 | 5.38 | 903477 | 48.57 |
| Central Government/State Government(s) | 0 | 0 | 0 | 0.00 | 0.00 | 0 | 0.00 |
| Bodies Corporate | 0 | 0 | 0 | 0.00 | 0.00 | 0 | 0.00 |
| Financial Institutions / Banks | 0 | 0 | 0 | 0.00 | 0.00 | 0 | 0.00 |
| Others | 0 | 0 | 0 | 0.00 | 0.00 | 0 | 0.00 |
| Sub-Total A(1) : | 3 | 1860066 | 1860066 | 5.38 | 5.38 | 903477 | 48.57 |
| FOREIGN | | | | | | | |
| Individuals (NRIs/Foreign Individuals) | 2 | 162600 | 162600 | 0.47 | 0.47 | 0 | 0.00 |
| Bodies Corporate | 0 | 0 | 0 | 0.00 | 0.00 | 0 | 0.00 |
| Institutions | 0 | 0 | 0 | 0.00 | 0.00 | 0 | 0.00 |
| Qualified Foreign Investor | 0 | 0 | 0 | 0.00 | 0.00 | 0 | 0.00 |
| Others | 0 | 0 | 0 | 0.00 | 0.00 | 0 | 0.00 |
| Sub-Total A(2) : | 2 | 162600 | 162600 | 0.47 | 0.47 | 0 | 0.00 |
| Total A=A(1)+A(2) | 5 | 2022666 | 2022666 | 5.84 | 5.84 | 903477 | 44.67 |
| PUBLIC SHAREHOLDING | | | | | | | |
| INSTITUTIONS | | | | | | | |
| Mutual Funds /UTI | 0 | 0 | 0 | 0.00 | 0.00 | 0 | 0.00 |
| Financial Institutions /Banks | 1 | 140517 | 140517 | 0.41 | 0.41 | 0 | 0.00 |
| Central Government / State Government(s) | 0 | 0 | 0 | 0.00 | 0.00 | 0 | 0.00 |
| Venture Capital Funds | 0 | 0 | 0 | 0.00 | 0.00 | 0 | 0.00 |
| Insurance Companies | 0 | 0 | 0 | 0.00 | 0.00 | 0 | 0.00 |
| Foreign Institutional Investors | 0 | 0 | 0 | 0.00 | 0.00 | 0 | 0.00 |
| Foreign Venture Capital Investors | 0 | 0 | 0 | 0.00 | 0.00 | 0 | 0.00 |
| Qualified Foreign Investor | 0 | 0 | 0 | 0.00 | 0.00 | 0 | 0.00 |
| Others | 0 | 0 | 0 | 0.00 | 0.00 | 0 | 0.00 |
| Sub-Total B(1) : | 1 | 140517 | 140517 | 0.41 | 0.41 | 0 | 0.00 |
| NON-INSTITUTIONS | | | | | | | |
| Bodies Corporate | 509 | 11431470 | 11431470 | 33.03 | 33.03 | 0 | 0.00 |
| Individuals | | | | | | | |
| (i) Individuals holding nominal share capital upto Rs. 1 lakh | 24749 | 7976358 | 7951854 | 23.05 | 23.05 | 0 | 0.00 |
| (ii) Individuals holding nominal share capital in excess of Rs. 1 lakh | 155 | 11761763 | 3851563 | 33.99 | 33.99 | 0 | 0.00 |
| Others | | | | | | | |
| NON RESIDENT INDIANS | 174 | 641741 | 638245 | 1.85 | 1.85 | 0 | 0.00 |
| CLEARING MEMBERS | 25 | 631270 | 631270 | 1.82 | 1.82 | 0 | 0.00 |




| CATEGORY OF SHAREHOLDER (II) | NO OF SHAREHOLDERS (III) | TOTAL NUMBER OF SHARES (IV) | NO OF SHARES HELD IN DEMATERIALIZED FORM (V) | TOTAL SHAREHOLDING AS A % OF TOTAL NO OF SHARES | | SHARES PLEDGE OR OTHERWISE ENCUMBERED |
|---|-----------------------------|--------------------------------|---|---|-------------------------------------|---------------------------------------|
| | | | | AS a PERCENTAGE of (A+B) (VI) | As a PERCENTAGE of (A+B+C) (VII) | |
| TRUSTS | 1 | 1 | 1 | 0.00 | 0.00 | |
| Qualified Foreign Investor | 0 | 0 | 0 | 0.00 | 0.00 | |
| Sub-Total B(2) : | 25613 | 32442603 | 24504403 | 93.75 | 93.75 | |
| Total B=B(1)+B(2) : | 25614 | 32583120 | 24644920 | 94.16 | 94.16 | |
| Total (A+B) : | 25619 | 34605786 | 26667586 | 100.00 | 100.00 | |
| Shares held by custodians, against which Depository Receipts have been issued | | | | | | |
| Promoter and Promoter Group | 0 | 0 | 0 | 0.00 | 0.00 | |
| Public | | | | | | |
| GRAND TOTAL (A+B+C) : | 25619 | 34605786 | 26667586 | 100.00 | 0.00 | 903477 |
| | | | | | | 2.61 |




| Statement showing holding of securities (including shares, warrants, convertible securities) of persons belonging to the category "Promoter and Promoter Group" | | | | | | | | | | | | |
|---|--------------------------|--------------------------|--|-------------------|--|--|-------------------------------|--|---|--|--|------|
| Sr.No | Name of the Shareholder | Details of Shares held | | | Encumbered shares (*) | | | Details of Warrants | | | Total Shares (including underlying shares assuming full conversion of warrants and convertible securities) as a % of diluted share capital | |
| | | No. of Shares held (III) | As a % of grand total (A)+(B)+(C) (IV) | Pledge Shares (V) | AS a percentage (VI)=(V)/(III)*100 (VII) | AS a % of grand total (A) + (B) + (C) of sub-clause (I)(a) (VII) | Number of warrants held (VII) | As a % total warrants of the same class (IX) | Number of convertible securities held (X) | As a % total number of convertible securities of the same class (XI) | | |
| 1 | SATISH KUMAR VUPPALAPATI | 1860066 | 5.38 | | 903477 | 48.57 | 2.61 | 0 | 0.00 | 0 | 0.00 | 5.38 |
| 2 | VUPPALAPATI MADHAVI | 162600 | 0.47 | | 0 | 0.00 | 0.00 | 0 | 0.00 | 0 | 0.00 | 0.47 |
| | TOTAL : | 2022666 | 5.84 | | 903477 | 44.67 | 2.61 | 0 | 0.00 | 0 | 0.00 | 5.84 |




| Sr.No. | Name of the shareholder | Number of shares held | Shares as a percentage of total number of shares (i.e., $\frac{A}{A+B+C}$ indicated in Statement at para (I)(a) above) | Details of warrants | | As a % total number of warrants of the same class | Details of convertible securities | | Total shares (including underlying shares assuming full conversion of warrants and convertible securities) as a % of diluted share capital) |
|--------|---|-----------------------|--|-------------------------|--|---|--|--|---|
| | | | | Details of warrants | | | % w.r.t total | | |
| | | | | Number of warrants held | Number of convertible securities of the same class | | Number of convertible securities of the same class | Number of convertible securities of the same class | |
| 1 | HARSHITH ENTERPRISES PRIVATE LIMITED | 8147986 | 23.55 | 0 | 0.00 | 0 | 0.00 | 22.77 | |
| 2 | Sarat Kumar | 7880800 | 22.77 | 0 | 0.00 | 0 | 0.00 | 23.55 | |
| 3 | DINESH KUMAR SINGHI | 505736 | 1.46 | 0 | 0.00 | 0 | 0.00 | 1.46 | |
| 4 | TAMMALI PAVAN KUMAR | 500000 | 1.44 | 0 | 0.00 | 0 | 0.00 | 1.44 | |
| 5 | VENKATASURYANARAYANA MURTHY BHAMIDIPATI | 500000 | 1.44 | 0 | 0.00 | 0 | 0.00 | 1.44 | |
| 6 | T KISHORE KUMAR | 499990 | 1.44 | 0 | 0.00 | 0 | 0.00 | 1.44 | |
| 7 | SUDHAKAR MACHARLA | 480000 | 1.39 | 0 | 0.00 | 0 | 0.00 | 1.39 | |
| 8 | KARYY STOCK BROKING LTD | 420000 | 1.21 | 0 | 0.00 | 0 | 0.00 | 1.21 | |
| 9 | KUNAL M DALAL | 401100 | 1.16 | 0 | 0.00 | 0 | 0.00 | 1.16 | |
| | TOTAL : | 19335612 | 55.87 | 0 | 0.00 | 0 | 0.00 | 55.87 | |




| Name(s) of the shareholder(s) and the Persons Act shares held | Number of shares held | Shares as a percentage of total number of shares (i.e., Grant total (A)+(B)+(C) indicated in Statement at para (l)(a) above) | Details of warrants | | Details of convertible securities | | Total shares (including underlying shares assuming full conversion of warrants and convertible securities) as a % of diluted share capital) |
|---|-----------------------|--|-------------------------|---|---------------------------------------|--|---|
| | | | Number of warrants held | As a % total number of warrants of the same class | Number of convertible securities held | % w.r.t total number of convertible securities of the same class | |
| | | | | | | | |
| HARSHITH ENTERPRISES PRIVATE LIMITED | 8147986 | 23.55 | 0 | 0.00 | 0 | 0.00 | 22.77 |
| Sarat Kumar | 7880800 | 22.77 | 0 | 0.00 | 0 | 0.00 | 23.55 |
| TOTAL : | 16028786 | 46.32 | 0 | 0.00 | 0 | 0.00 | 46.32 |



| STATEMENT SHOWING DETAILS OF LOCKED-IN SHARES" | | | |
|--|-------------------------|----------------------------|---|
| (I)(d) | | | |
| Sr.No. | Name of the shareholder | Number of locked-in shares | Locked-in shares as a (%) percentage of total number of shares {i.e. Grand Total (A)+(B)+(C) Indicated in Statement at para (I)(a) above} |
| | | | Promoter/Promoter Group/Public |
| TOTAL : | | | 0 |



| STATEMENT SHOWING DETAILS OF DEPOSITORY RECEIPTS (DRS) | | | |
|--|--|------------------------------|--|
| (II)(a) | | | |
| | Type of outstanding DR (ADRs, GDRs, SDRs, etc) | Number of outstanding DRs | Number of shares underlying outstanding DRs |
| | | | Shares underlying outstanding DRs as a percentage of total number of shares (i.e., Grand Total (A)+(B)+(C) indicated in Statement at Para(I)(a) above} |
| Sr.No. | | | |
| | | 0 | 0 |
| | TOTAL : | 0 | 0 |



| Statement showing Holding of Depository Receipts (DRs), where underlying shares held by "Promoter/Promoter group" are in excess of 1% of the total number shares. | | | |
|---|--|---|--|
| (II)(b) | Type of outstanding DR (ADRs, GDRs, SD Rs, etc.) | Number of shares underlying outstanding DRs | Shares underlying outstanding DRs as a percentage of total number of shares {i.e., Grand Total (A)+(B)+(C) indicated in Statement at para(I)(a) above} |
| Sr.No. | Name of the DR Holder | | |
| | TOTAL : | 0 | 0 |

