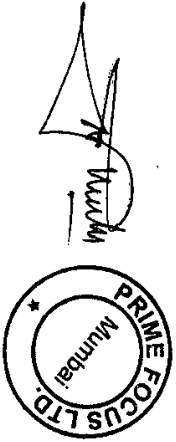



(1) (a) Statement showing Shareholding Pattern as on June 30, 2014

Name of the Company:		PRIME FOCUS LIMITED		
Scrip Code, Name of the scrip, class of security:		BSE- 532748, NSE- PFOCUS; Equity		
Quarter ended:				
Partly paid-up shares:-		No. of partly paid-up shares	As a % of total no. of partly paid-up shares	As a % of total no. of shares of the company
Held by Promoter / Promoter Group		0	0.0000	0.0000
Held by public		0	0.0000	0.0000
Total		0	0.0000	0.0000
Outstanding convertible securities:-		No. of outstanding securities	As a % of total No. of outstanding convertible securities	As a % of total no. of shares of the company, assuming full conversion of the convertible securities
Held by Promoter / Promoter Group		0	0.0000	0.0000
Held by public		0	0.0000	0.0000
Total		0	0.0000	0.0000
Warrants:-		No. of warrants	As a % of total no. of warrants	As a % of total no. of shares of the company, assuming full conversion of warrants
Held by Promoter / Promoter Group		0	0.0000	0.0000
Held by public		0	0.0000	0.0000
Total		0	0.0000	0.0000
Total paid-up capital of the company assuming full conversion of warrants and convertible securities				

185417436




Category Code	Category of shareholder	Number of shareholders	Total number of shares	Number of shares held in dematerialised form	Total shareholding as a		Shares pledged or otherwise encumbered	
					As a percentage of total number of (A+B) (VI)	As a percentage of (A+B+C) (VII)	Number of shares (VIII)	As a percentage (IX) = (VIII)/(V)*100
(I)	Promoter and Promoter Group (III)	(III)	(IV)	(V)	(VI)	(VII)	(VIII)	(IX)
1	Indian							
(a)	Individuals/Hindu Undivided Family	2	77101546	77101546	41.5827	41.5827	45612000	59.1583
(b)	Central Government/State Government(s)	0	0	0	0.0000	0.0000	0	0.0000
(c)	Bodies Corporate	0	0	0	0.0000	0.0000	0	0.0000
(d)	Financial Institutions / Banks	0	0	0	0.0000	0.0000	0	0.0000
(e)	Any Other (specify)	0	0	0	0.0000	0.0000	0	0.0000
	Sub Total (A)(1)	2	77101546	77101546	41.5827	41.5827	45612000	59.1583
2	Foreign							
(a)	Individuals (Non-Resident Individuals/Foreign Individuals)	0	0	0	0.0000	0.0000	0	0.0000
(b)	Bodies Corporate	0	0	0	0.0000	0.0000	0	0.0000
(c)	Institutions	0	0	0	0.0000	0.0000	0	0.0000
(d)	Qualified Foreign Investors	0	0	0	0.0000	0.0000	0	0.0000
(e)	Any Other (specify)	0	0	0	0.0000	0.0000	0	0.0000
	Sub Total (A)(2)	0	0	0	0.0000	0.0000	0	0.0000
	Total Shareholding of Promoter and Promoter Group (A)=(A)(1)+(A)(2)	2	77101546	77101546	41.5827	41.5827	45612000	59.1583
(B)	Public shareholding							
1	Institutions							
(a)	Mutual Funds/UTI	3	4179260	4179260	2.2540	2.2540	-	-
(b)	Financial Institutions / Banks	3	142378	142378	0.0768	0.0768	36360	25.5377
(c)	Central Government/State Government(s)	0	0	0	0.0000	0.0000	-	-
(d)	Venture Capital Funds	0	0	0	0.0000	0.0000	-	-
(e)	Insurance Companies	0	0	0	0.0000	0.0000	-	-
(f)	Foreign Institutional Investors	16	3654176	3654176	1.9708	1.9708	-	-
(g)	Foreign Venture Capital Investors	0	0	0	0.0000	0.0000	-	-
(h)	Qualified Foreign Investors	0	0	0	0.0000	0.0000	-	-
(i)	Any Other (specify)	0	0	0	0.0000	0.0000	-	-
	Sub Total (B) (1)	22	7975814	7975814	4.3015	4.3015	36360	0.4559
2	Non-institutions							
(a)	Bodies Corporate	576	22728752	22728752	12.2582	12.2582	12116041	53.3071
(b) (i)	Individuals - shareholders holding nominal share capital up to Rs 1 Lakh	14187	16965148	16965148	9.1497	9.1497	324131	1.9106
(ii)	Individual shareholders holding nominal share capital in excess of Rs. 1 Lakh	27	18581177	18581177	10.0213	10.0213	100,000,0000	0.5382



Category code	Category of shareholder	Number of shareholders	Total number of shares	Number of shares held in dematerialised form	Total shareholding as a percentage of total number of		Shares pledged or otherwise encumbered	
					As a percentage of (A+B) (VI)	As a percentage of (A+B+C) (VII)	Number of shares (VIII)	As a percentage (IX) = (VIII)/(IV)*100
(I)	(II)	(III)	(IV)	(V)	(VI)	(VII)	(VIII)	(IX)
(c)	Qualified Foreign Investors	0	0	0	0.0000	0.0000	-	-
(d)	Any Other							
i	Non Resident Indians (Repatriation)	184	1273053	1273053	0.6866	0.6866	-	-
ii	Non Resident Indians (Non Repatriation)	60	221087	221087	0.1192	0.1192	-	-
iii	Foreign Companies	1	36549990	36549990	19.7123	19.7123	-	-
iv	Clearing Member	390	4008869	4008869	2.1621	2.1621	231237	5.7681
v	Directors / Relatives	0	0	0	0.0000	0.0000	-	-
vi	Trusts	1	12000	12000	0.0065	0.0065	-	-
	Sub Total (B)(2)	15426	100340076	100338696	54.1158	54.1158	12771409	12.7281
	Total Public Shareholding Public Group (B)=(1)+(B)(2)	15448	108315890	108314510	58.4173	58.4173	12807769	11.8245
(C)	Total (A)+(B)	15450	185417436	185416056	100.0000	100.0000	58,419,769	31.5072
	Shares held by custodians and against which Depository Receipts have been issued							
i	Promoter and Promoter group	0	0	0	0.0000	0.0000	0	0.0000
ii	Public	0	0	0	0.0000	0.0000	0	0.0000
	Sub Total (C)	0	0	0	0	0	0	0
	GRAND TOTAL (A)+(B)+(C)	15450	185417436	185416056	100.0000	100.0000	58,419,769	31.5072

*M. M. Mulla*



(D)(b) Statement showing holding of securities (including shares, warrants, convertible securities) of persons belonging to the category "Promoter and Promoter Group"



Sr. No.	Name of the shareholder	PAN of the Shareholder	Details of Shares held			Encumbered shares (*)		Details of warrants		Details of convertible securities		Total shares (including underlying shares assuming full conversion of warrants and convertible securities) as a % of diluted share capital
			Number of shares held	As a % of grand total (A)+(B)+(C)	No.	As a percentage (V)=(V)/(III)*100	As a % of grand total (A)+(B)+(C) of sub-clause (I)(a)	Number of warrants held	As a % of total number of warrants of the same class	Number of convertible securities held	As a % of total number of convertible securities of the same class	
1	Naresh Malhotra	AADPM9824D	62201546	33.55	45612000	73.33	24.60	-	-	-	-	33.55
2	Namit Malhotra	AACPM0384K	149000000	8.04	-	-	-	-	-	-	-	8.04
<b>TOTAL</b>			<b>77101546</b>	<b>41.59</b>	<b>45612000</b>	<b>59.16</b>	<b>24.60</b>	<b>-</b>	<b>-</b>	<b>-</b>	<b>-</b>	<b>41.59</b>

(\*) The term "encumbrance" has the same meaning as assigned to it in regulation 28(3) of the SAST Regulations, 2011



(D)(c)(i) Statement showing holding of securities (including shares, warrants, convertible securities) of persons belonging to the category "Public" and holding more than 1% of the total number of shares


Sr. No.	Name of the shareholder	PAN of the Shareholder	Number of shares held	Shares as a percentage of total number of shares (i.e., Grand Total (A)+(B)+(C) indicated in Statement at para (D)(a) above)	Details of warrants		Details of convertible securities		Total shares (including underlying shares assuming full conversion of warrants and convertible securities) as a % of diluted share capital
					Number of warrants held	As a % of total number of warrants of the same class	Number of convertible securities held	% w.r.t total number of convertible securities of the same class	
1	STANDARD CHARTERED PRIVATE EQUITY (MAURITIUS) III LIMITED	AAJCS5416L	36549990	19.71	-	-	-	-	19.71
2	TOP CLASS CAPITAL MARKETS PRIVATE LIMITED	AACCT5800G	8337408	4.50	-	-	-	-	4.50
3	JHUNJHUNWALA REKHA RAKESH	AAEPJ2191B	6325000	3.41	-	-	-	-	3.41
4	JHUNJHUNWALA RAKESH RADHESHYAM	ACPP19449M	5070000	2.73	-	-	-	-	2.73
5	ICICI PRUDENTIAL DYNAMIC PLAN	AAAAM10038F	4177387	2.25	-	-	-	-	2.25
6	TRISHYA R SCREWVALA TOTAL	AAGPS7083K	2013026 62472811	1.09 33.69	-	-	-	-	1.09 33.69

(D)(c)(ii) Statement showing holding of securities (including shares, warrants, convertible securities) of persons (together with PAC) belonging to the category "Public" and holding more than 5% of the total number of shares of the company

Sr. No.	Name(s) of the shareholder(s) and the Persons Acting in Concert (PAC) with them	PAN of the Shareholder	Number of shares	Shares as a percentage of total number of shares (A)+(B)+(C) indicated in Statement at para (D)(a) above)	Details of warrants		Details of convertible securities		Total shares (including underlying shares assuming full conversion of warrants and convertible securities) as a % of diluted share capital
					Number of warrants	As a % total number of warrants of the same class	Number of convertible securities held	% w.r.t total number of convertible securities of the same class	
1	STANDARD CHARTERED PRIVATE EQUITY (MAURITIUS) LIMITED	AAICSS416L	36549990	19.71	-	-	-	-	19.71
<b>TOTAL</b>			<b>36549990</b>	<b>19.71</b>	<b>-</b>	<b>-</b>	<b>-</b>	<b>-</b>	<b>19.71</b>

*[Handwritten Signature]*



**(D) (d) Statement showing details of Locked in shares**

Sr No	Name of the Shareholders	Number of Shares	Shares as a percentage of total number of shares (ie Grand Total (A)+(B)+(C) Indicated of statement at para (I)(a) above
1	Namit Malhotra -AACPM0384K	10000000	5.3932
	<b>Total</b>	<b>10000000</b>	<b>5.3932</b>

**(II) (a) Statement showing details of Depository Receipts ( DRs) - NIL**

Sr No	Type of outstanding DR ( ADRs,GDRs,SDRs etc)	Number of outstanding	Number of shares	Shares underlying outstanding DRs as a percentage of Total number of shares (ie Grand Total (A) + (B) + (C) indicated in statement at para (i) (a) above
		DRs	underlying outstanding DRs	
1	N.A.	N.A.	N.A.	N.A.
	<b>TOTAL</b>	<b>N.A.</b>	<b>N.A.</b>	<b>N.A.</b>

**(II) (b) statement showing holding of Depository Receipts ( DRs), where underlying shares held by promoter / promoter group are in excess of 1% of the total number of shares - NIL**

Sr No	Name of DR Holder, Type of outstanding DR ( ADRs,GDRs,SDRs etc)	No. of shares underlying outstanding DRs	Shares underlying outstanding DRs as a percentage of Total number of shares (ie Grand Total (A) + (B) + (C) indicated in statement at para (i) (a) above
1	N.A.	N.A.	N.A.
	<b>TOTAL</b>	<b>N.A.</b>	<b>N.A.</b>

