


Introductory sub-table (I)(a)

Name of the Company	: Prakash Industries Ltd
Scrip Code, Name of the Scrip, class of security	: 506022, Prakash, Equity Shares
As on	: 30.06.2014

Partly paid up shares	No. of partly paid-up shares	As a % of total no. of partly paid-up shares	As a % of total no. of shares of the Company
Held by Promoter / Promoter Group	Nil	N.A.	N.A.
Held by Public	Nil	N.A.	N.A.
Total - D	Nil	N.A.	N.A.
Outstanding convertible securities	No. of outstanding securities	As a % of total no. of outstanding convertible securities	As a % of total no. of shares of the Company, assuming full conversion of the convertible securities
Held by Promoter / Promoter Group	Nil	N.A.	N.A.
Held by Public (FCCBs)	16003698	100.00	10.63
Total - E	16003698	100.00	10.63
Warrants	No. of warrants	As a % of total no. of warrants	As a % of total no. of shares of the Company, assuming full conversion of warrants
Held by Promoter / Promoter Group	Nil	N.A.	N.A.
Held by Public	Nil	N.A.	N.A.
Total - F	Nil	N.A.	N.A.
Total paid-up capital of the Company, assuming full conversion of warrants and convertible securities (Grand Total (A+B+C+D+E+F))	150492212		100.00




Statement showing Shareholding Pattern
Table (I)(a)

Category Code	Category of Shareholder	No. of Shareholders	Total No. of Shares	No. of Shares held in dematerialized form	Total shareholding as a percentage of total No. of shares		Shares pledged or otherwise encumbered	
					As a percentage of (A+B) (VI)	As a percentage of (A+B+C) (VII)	No. of Shares (VIII)	As a percentage (IX)= (VIII)/(IV)*100
(I)	(II)	(III)	(IV)	(V)	(VI)	(VII)	(VIII)	(IX)
(A)	Shareholding of Promoter and Promoter Group							
(1)	Indian							
(a)	Individuals/ Hindu Undivided Family	5	7165528	7165528	5.33	5.33	0	0.00
(b)	Central Govt. / State Govt(s).	-	-	-	-	-	-	-
(c)	Bodies Corporate	37	55356862	49202262	41.16	41.16	0	0.00
(d)	Financial Institutions / Banks	-	-	-	-	-	-	-
(e)	Any Other (specify)	-	-	-	-	-	-	-
	Sub-Total (A)(1)	42	62522390	56367790	46.49	46.49	0	0.00
(2)	Foreign	N.A.	N.A.	N.A.	N.A.	N.A.	N.A.	N.A.
(a)	Individuals (Non Resident Individuals / Foreign Individuals)							
(b)	Bodies Corporate							
(c)	Institutions / Banks							
(d)	Qualified Foreign Investor							
(e)	Any Other (specify)							
	Sub-Total (A)(2)	-	-	-	-	-	-	-
	Total Shareholding of Promoter and Promoter Group (A)=(A)(1)+(A)(2)	42	62522390	56367790	46.49	46.49	0	0.00
(B)	Public Shareholding						N.A.	N.A.
(1)	Institutions						N.A.	N.A.
(a)	Mutual Funds / UTI	8	4350287	4308887	3.23	3.23		
(b)	Financial Institutions / Banks	15	3785	1130	0.00	0.00		
(c)	Central Government / State Governments	-	-	-	-	-		
(d)	Venture Capital Funds	-	-	-	-	-		
(e)	Insurance Companies	2	300	100	0.00	0.00		
(f)	Foreign Institutional Investors	20	2607249	2605399	1.94	1.94		
(g)	Foreign Venture Capital Investors	-	-	-	-	-		
(h)	Qualified Foreign Investor	-	-	-	-	-		
(i)	Any Other (specify)	-	-	-	-	-		
	Sub-Total (B)(1)	45	6961621	6915516	5.18	5.18		
(2)	Non-institutions						N.A.	N.A.
(a)	Bodies Corporate	1239	32546608	31600006	24.20	24.20		
(b)	Individuals							
	i. Individual shareholders holding nominal share capital upto Rs.1 lakh	46393	16456201	13647258	12.24	12.24		
	ii. Individual shareholders holding nominal share capital in excess of Rs.1 lakh	283	15407357	15347657	11.46	11.46		
(c)	Qualified Foreign Investor	-	-	-	-	-		
(d)	Any Other (specify) NRIs / OBCs	374	594337	591874	0.44	0.44		
	Sub-Total (B)(2)	48339	65004503	61186795	48.33	48.33		
	Total Public Shareholding (B) = (B)(1)+(B)(2)	48384	71966124	68102311	53.51	53.51	N.A.	N.A.
	TOTAL (A) + (B)	48426	134488514	124470101	100.00	100.00		
(C)	Shares held by Custodians and against which Depository Receipts have been issued	N.A.	N.A.	N.A.	N.A.	N.A.	N.A.	N.A.
	GRAND TOTAL (A)+(B)+(C)	48426	134488514	124470101	100.00	100.00	0	0.00

Note :

- 6154600 Nos. Equity Shares held by promoter group are in physical form and can not be dematerialised since these are relating to a matter which is subjudice



(1)(b) Statement Showing holding of securities (including shares, warrants, convertible securities) of persons belonging to the category "Promoter and Promoter Group"

Sr. No.	Name of the Shareholder	Details of shares held		Encumbered Shares			Details of warrants		Details of convertible securities		Total shares (including underlying shares assuming full conversion of warrants and convertible securities) as a % of diluted shares capital
		No. of shares held (iii)	As a % of grand total (A)+(B)+(C) (iv)	No. of shares (v)	As a % age (vi)=(v)/(iii)* 100	As a % of grand total (A)+(B)+(C) of sub-clause (i)(e) (vii)	No. of warrants held (viii)	As a % total number of warrants of the same class (ix)	No. of convertible securities held (x)	As a % total number of convertible securities of the same (xi)	
1	SHRI V.P. AGARWAL	526884	0.39	0	0.00	0.00	0	0.00	0	0.00	0.35
2	SHRI V.P. AGARWAL (HUF)	229389	0.17	0	0.00	0.00	0	0.00	0	0.00	0.15
3	SMT. MOHINI AGARWAL	6123856	4.55	0	0.00	0.00	0	0.00	0	0.00	4.07
4	SHRI VIKRAM AGARWAL	266859	0.20	0	0.00	0.00	0	0.00	0	0.00	0.18
5	SHRI KANHA AGARWAL	18540	0.01	0	0.00	0.00	0	0.00	0	0.00	0.01
6	AIRCON SYSTEMS (INDIA) PVT. LTD.	96000	0.07	0	0.00	0.00	0	0.00	0	0.00	0.06
7	AMBROSIA COMMERCE PVT. LTD.	1936500	1.44	0	0.00	0.00	0	0.00	0	0.00	1.29
8	CHAIBASA STEEL PVT LTD	250000	0.19	0	0.00	0.00	0	0.00	0	0.00	0.17
9	DHRUV COMMERCE PVT. LTD.	1781500	1.32	0	0.00	0.00	0	0.00	0	0.00	1.18
10	ESSENTIAL ELECTRONICS PVT. LTD.	899400	0.67	0	0.00	0.00	0	0.00	0	0.00	0.60
11	EVERSHINE MERCANTILE PVT. LTD.	1921700	1.43	0	0.00	0.00	0	0.00	0	0.00	1.28
12	EXCEL FINCAP PVT. LTD.	102135	0.08	0	0.00	0.00	0	0.00	0	0.00	0.07
13	FOCUS SECURITIES & CREDITS PVT. LTD.	1460000	1.09	0	0.00	0.00	0	0.00	0	0.00	0.97
14	FOUR WINGS MARKETING PVT. LTD.	401700	0.30	0	0.00	0.00	0	0.00	0	0.00	0.27
15	GMK BUILDERS PVT. LTD.	8164800	6.07	0	0.00	0.00	0	0.00	0	0.00	5.43
16	GOEL CONTAINERS PVT. LTD.	1378682	1.03	0	0.00	0.00	0	0.00	0	0.00	0.92
17	HISSAR TUBES PVT. LTD.	1350012	1.00	0	0.00	0.00	0	0.00	0	0.00	0.90
18	HI-TECH MERCANTILE (INDIA) PVT. LTD.	3000695	2.23	0	0.00	0.00	0	0.00	0	0.00	1.99
19	NEW ERA COMMERCE & SECURITIES PVT. LTD.	215985	0.16	0	0.00	0.00	0	0.00	0	0.00	0.14
20	OCEAN ISPAT PVT. LTD.	300000	0.22	0	0.00	0.00	0	0.00	0	0.00	0.20
21	FAREK OVERSEAS PVT. LTD.	1200110	0.89	0	0.00	0.00	0	0.00	0	0.00	0.80
22	PRAKASH CAPITAL SERVICES LTD.	1508467	1.12	0	0.00	0.00	0	0.00	0	0.00	1.00
23	PRAKASH INDUSTRIAL FINANCE LTD.	904950	0.67	0	0.00	0.00	0	0.00	0	0.00	0.60
24	PREMIER FINCAP PVT. LTD.	1243480	0.92	0	0.00	0.00	0	0.00	0	0.00	0.83
25	PRIMENET GLOBAL LTD.	3278987	2.44	0	0.00	0.00	0	0.00	0	0.00	2.18
26	PRIME MERCANTILE PVT. LTD.	3701470	2.75	0	0.00	0.00	0	0.00	0	0.00	2.46
27	PROSPERO SECURITIES PVT. LTD.	611800	0.45	0	0.00	0.00	0	0.00	0	0.00	0.41
28	ROURKELA STEEL PVT. LTD.	1566774	1.16	0	0.00	0.00	0	0.00	0	0.00	1.04
29	SAMYAK SECURITIES PVT. LTD.	1500000	1.12	0	0.00	0.00	0	0.00	0	0.00	1.00
30	SHIKHA MERCANTILE PVT. LTD.	70600	0.05	0	0.00	0.00	0	0.00	0	0.00	0.05
31	SHREE LABH LAKSHMI CAPITAL SERVICES PVT. LTD.	2311471	1.72	0	0.00	0.00	0	0.00	0	0.00	1.54
32	SPRING MERCANTILE PVT. LTD.	1390900	1.03	0	0.00	0.00	0	0.00	0	0.00	0.92
33	STYLE LEASING & FINANCE PVT. LTD.	1114400	0.83	0	0.00	0.00	0	0.00	0	0.00	0.74
34	SUNVIN TRADING & INVESTMENT PVT. LTD.	1250000	0.93	0	0.00	0.00	0	0.00	0	0.00	0.83
35	SUVARNA MARKETING PVT. LTD.	95000	0.07	0	0.00	0.00	0	0.00	0	0.00	0.06
36	SUVARNA MERCANTILE PVT. LTD.	90910	0.07	0	0.00	0.00	0	0.00	0	0.00	0.06
37	TECHDRIVE SOFTWARE LTD.	1155550	0.86	0	0.00	0.00	0	0.00	0	0.00	0.77
38	TOOLS INDIA PVT. LTD.	900900	0.67	0	0.00	0.00	0	0.00	0	0.00	0.60
39	UNITY MERCANTILE PVT. LTD.	251575	0.19	0	0.00	0.00	0	0.00	0	0.00	0.17
40	VANSHI FARMS PVT. LTD.	777043	0.58	0	0.00	0.00	0	0.00	0	0.00	0.52
41	VISION MERCANTILE PVT. LTD.	2165700	1.61	0	0.00	0.00	0	0.00	0	0.00	1.44
42	WELTER SECURITIES LTD.	5006666	3.72	0	0.00	0.00	0	0.00	0	0.00	3.33
	TOTAL	62522390	46.49	0	0.00	0.00	0	0.00	0	0.00	41.55




(1)(c) (i) Statement showing holding of securities (Including shares, warrants, convertible securities) of persons belonging to the category "Public" and holding more than 1% of the total number of shares

Sr. No.	Name of the Shareholder	Number of Shares held	Shares as a percentage of total number of shares (i.e. Grand Total (A)+(B)+(C) indicated in Statement at para (1)(a) above)	Details of warrants		Details of convertible securities		Total shares (including underlying shares assuming full conversion of warrants and convertible securities) as a % of diluted shares capital
				No. of warrants held	As a % total number of warrants of the same class	No. of convertible securities held	% w.r.t. total number of convertible securities of the same class	
1	Amarjoti Vaniya Pvt. Ltd.	10359250	7.70	0	0.00	0	0.00	6.88
2	Reliance Capital Trustee Co. Ltd. A/c Reliance	4295883	3.19	0	0.00	0	0.00	2.85
3	Jhunjhunwala Rakesh Radheshyam	4000000	2.97	0	0.00	0	0.00	2.66
4	Rajnil Sales Pvt. Ltd.	2332584	1.73	0	0.00	0	0.00	1.55
5	Sunidhi Capital Pvt. Ltd.	2000000	1.49	0	0.00	0	0.00	1.33
6	Ankit Nivesh and Management Pvt. Ltd.	1736236	1.29	0	0.00	0	0.00	1.15
	Total	24723953	18.38	0	0.00	0	0.00	16.43

(1)(c) (ii) Statement showing holding of securities (including shares, warrants, convertible securities) of persons (together with PAC) belonging to the category "Public" and holding more than 5% of total number of shares of the Company

Sr. No.	Name(s) of the Shareholder(s) and the Persons Acting in Concert (PAC) with them	Number of Shares	Shares as a percentage of total number of shares (i.e. Grand Total (A)+(B)+(C) indicated in Statement at para (1)(a) above)	Details of warrants		Details of convertible securities		Total shares (including underlying shares assuming full conversion of warrants and convertible securities) as a % of diluted shares capital
				No. of warrants held	As a % total number of warrants of the same class	No. of convertible securities held	As a % total number of convertible securities of the same class	
1	Amarjoti Vaniya Pvt. Ltd.	10359250	7.70	0	0.00	0	0.00	6.88
	Total	10359250	7.70	0	0.00	0	0.00	6.88



(1)(d) Statement showing details of Locked-in Shares

Sr. No.	Name of the Shareholder	Category of Shareholders (Promoters / Public)	Number of locked-in shares	Locked-in shares as a percentage of total number of shares (i.e. Grand Total (A)+(B)+(C) indicated in Statement at para (1)(a) above)
1				
2				
3				
4				
5				
	Total			

Not applicable

(II)(a) Statement showing details of depository receipts (DRs)

Sr. No.	Type of outstanding DR (ADRs, GDRs, SDRs etc.)	Number of outstanding DRs	Number of shares underlying outstanding DRs	Shares underlying outstanding DRs as a percentage of total number of shares (i.e. Grand Total (A)+(B)+(C) indicated in Statement at para (1)(a) above)
1				
2				
3				
4				
5				
	Total			

Not applicable

(II)(b) Statement showing holding of depository receipts (DRs), where underlying Shares are in excess of 1% of the total number of shares

Sr. No.	Name of the DR Holder	Type of outstanding DR (ADRs, GDRs, SDRs etc.)	Number of shares underlying outstanding DRs	Shares underlying outstanding DRs as a percentage of total number of shares (i.e. Grand Total (A)+(B)+(C) indicated in Statement at para (1)(a) above)
1				
2				
3				
4				
5				
	Total			

Not applicable

