


Disclosure by the Promoter(s) to the stock exchanges and to the Target Company for encumbrance of shares / invocation of encumbrance/ release of encumbrance, in terms of Regulation 31(1) and 31(2) of SEBI (Substantial Acquisition of Shares and Takeovers) Regulation, 2011

Name of the Target Company(TC)		PRAKASH INDUSTRIES LIMITED											
Names of the Stock Exchanges where the shares of the target company are listed		BSE Ltd. & National Stock Exchange of India Ltd.											
Date of reporting		27 March, 2015											
Name of the promoter or PAC on whose shares encumbrance has been created/released/invoked		NEW ERA COMMERCE & SECURITIES PVT LTD											
Details of the creation of encumbrance :		NEW ERA COMMERCE & SECURITIES PVT LTD											
Name of the promoter(s) or PACs with him	Promoter holding in the target company (1)	Promoter holding already encumbered (2)	Details of events pertaining to encumbrance (3)										
			No. of shares	% of total share capital	% w.r.t. diluted share capital	No. of shares	% of total share capital	Type of event (creation/ release/ invocation)	Date of creation/ invocation/ release of encumbrance	Type of encumbrance (pledge/ lien/ release of non disposal undertaking/ others)	No. of shares	% of total share capital	Name of the entity in whose favour shares are encumbered
NEW ERA COMMERCE & SECURITIES PVT LTD *	215985	0.16	0.15	Nil	Nil	Creation	25.03.2015	Pledge	50000	0.04	BELLARY IRON ORES PVT LTD	50000	0.04
NEW ERA COMMERCE & SECURITIES PVT LTD *	215985	0.16	0.15	50000	0.04	Creation	25.03.2015	Pledge	165000	0.12	NIRMAL KUMAR PRADEEP KUMAR	215000	0.16

For New Era Commerce & Securities Pvt. Ltd.



Authorised Signatory

Place : New Delhi  
Date : 27.03.2015

\* The details of encumbrances of residual promoters as on 25.03.2015 enclosed herewith as Annexure 1 is an extract of the data available of the Target Company

**PRAKASH INDUSTRIES LIMITED**  
**Details of encumbrance of residual promoters as on 25.03.2015**

Sr. No.	Name of the Shareholder	Total shares held		Shares pledged or otherwise encumbered	
		No. of shares held	As a % of total share capital	No. of shares held	As a % of total share capital
1	SHRI V.P. AGARWAL	526884	0.39	0	0.00
2	SHRI V.P. AGARWAL (HUF)	229389	0.17	0	0.00
3	SMT. MOHINI AGARWAL	6123856	4.55	0	0.00
4	SHRI VIKRAM AGARWAL	266859	0.20	0	0.00
5	SHRI KANHA AGARWAL	18540	0.01	0	0.00
6	AIRCON SYSTEMS (INDIA) PVT. LTD.	96000	0.07	0	0.00
7	AMBROSIA COMMERCE PVT. LTD.	300000	0.22	0	0.00
8	CHAIBASA STEEL PVT LTD	250000	0.19	0	0.00
9	DHRUV COMMERCE PVT. LTD.	3712050	2.76	3575000	2.66
10	ESSENTIAL ELECTRONICS PVT. LTD.	200400	0.15	0	0.00
11	EVERSHINE MERCANTILE PVT. LTD.	1921700	1.43	1620000	1.20
12	EXCEL FINCAP PVT. LTD.	102135	0.08	100000	0.07
13	FOCUS SECURITIES & CREDITS PVT. LTD.	1460000	1.09	1050000	0.78
14	FOUR WINGS MARKETING PVT. LTD.	700	0.00	0	0.00
15	GMK BUILDERS PVT. LTD.	12401300	9.22	11500000	8.55
16	GOEL CONTAINERS PVT. LTD.	1378682	1.03	1365000	1.01
17	HISSAR TUBES PVT. LTD.	1350012	1.00	1350000	1.00
18	HI-TECH MERCANTILE (INDIA) PVT. LTD.	3000695	2.23	3000000	2.23
19	NEW ERA COMMERCE & SECURITIES PVT. LTD.	215985	0.16	215000	0.16
20	OCEAN ISPAT PVT. LTD.	300000	0.22	0	0.00
21	PAREEK OVERSEAS PVT. LTD.	1200110	0.89	872500	0.65
22	PRAKASH CAPITAL SERVICES LTD.	1508467	1.12	1500000	1.12
23	PRAKASH INDUSTRIAL FINANCE LTD.	904950	0.67	690000	0.51
24	PREMIER FINCAP PVT. LTD.	1243480	0.92	390000	0.29
25	PRIMENET GLOBAL LTD.	2503987	1.86	2952500	2.20
26	PRIME MERCANTILE PVT. LTD.	3701470	2.75	2775400	2.06
27	PROSPERO SECURITIES PVT. LTD.	611800	0.45	611000	0.45
28	ROURKELA STEEL PVT. LTD.	1566774	1.16	1266000	0.94
29	SHIKHA MERCANTILE PVT. LTD.	70600	0.05	0	0.00
30	SHREE LABH LAKSHMI CAPITAL SERVICES PVT. LTD.	2311471	1.72	1860000	1.38
31	SPRING MERCANTILE PVT. LTD.	1390900	1.03	1110000	0.83
32	STYLE LEASING & FINANCE PVT. LTD.	1114400	0.83	860000	0.64
33	SUVARNA MARKETING PVT. LTD.	95000	0.07	0	0.00
34	SUVARNA MERCANTILE PVT. LTD.	90910	0.07	90000	0.07
35	TOOLS INDIA PVT. LTD.	900900	0.67	900000	0.67
36	UNITY MERCANTILE PVT. LTD.	251575	0.19	251500	0.19
37	VANSHI FARMS PVT. LTD.	777043	0.58	450000	0.33
38	VISION MERCANTILE PVT. LTD.	2166700	1.61	1850000	1.38
39	WELTER SECURITIES LTD.	5006666	3.72	4995000	3.71
<b>TOTAL</b>		<b>61272390</b>	<b>45.56</b>	<b>47198900</b>	<b>35.10</b>




Disclosure by the Promoter(s) to the stock exchanges and to the Target Company for encumbrance of shares / invocation of encumbrance / release of encumbrance, in terms of Regulation 31(1) and 31(2) of SEBI (Substantial Acquisition of Shares and Takeovers) Regulation, 2011

Name of the Target Company(IC)		PRAKASH INDUSTRIES LIMITED											
Names of the Stock Exchanges where the shares of the target company are listed		BSE Ltd. & National Stock Exchange of India Ltd.											
Date of reporting		27 March, 2015											
Name of the promoter or PAC on whose shares encumbrance has been created/released/invoked		GMK BUILDERS PVT LTD											
Details of the creation of encumbrance :		Details of events pertaining to encumbrance (3)											
Name of the promoter(s) or PACs with him	Promoter holding already encumbered (2)	Promoter holding in the target company (1)		Details of events pertaining to encumbrance (3)						Name of the entity in whose favour shares encumbered	No. of shares encumbered	% of total share capital	% of total share capital
		No. of shares	% of total share capital	% w.r.t. diluted share capital	Date of creation/invocation	Type of event (creation/release/invocation)	Type of encumbrance (pledge/lien/non-disposal/undertaking/others)	No. of shares	% of total share capital				
GMK BUILDERS PVT LTD *		12401300	9.22	8.51	10000000	7.44	Creation	25.03.2015	Pledge	1500000	1.12	11500000	8.55

For GMK Builders Pvt. Ltd.

Authorised Signatory



Place : New Delhi  
Date : 27.03.2015

\* The details of encumbrances of residual promoters as on 25.03.2015 enclosed herewith as Annexure 1 is an extract of the data available of the Target Company

**PRAKASH INDUSTRIES LIMITED**  
**Details of encumbrance of residual promoters as on 25.03.2015**


Sr. No.	Name of the Shareholder	Total shares held		Shares pledged or otherwise encumbered	
		No. of shares held	As a % of total share capital	No. of shares held	As a % of total share capital
1	SHRI V.P. AGARWAL	526884	0.39	0	0.00
2	SHRI V.P. AGARWAL (HUF)	229389	0.17	0	0.00
3	SMT. MOHINI AGARWAL	6123856	4.55	0	0.00
4	SHRI VIKRAM AGARWAL	266859	0.20	0	0.00
5	SHRI KANHA AGARWAL	18540	0.01	0	0.00
6	AIRCON SYSTEMS (INDIA) PVT. LTD.	96000	0.07	0	0.00
7	AMBROSIA COMMERCE PVT. LTD.	300000	0.22	0	0.00
8	CHAIBASA STEEL PVT LTD	250000	0.19	0	0.00
9	DHRUV COMMERCE PVT. LTD.	3712050	2.76	3575000	2.66
10	ESSENTIAL ELECTRONICS PVT. LTD.	200400	0.15	0	0.00
11	EVERSHINE MERCANTILE PVT. LTD.	1921700	1.43	1620000	1.20
12	EXCEL FINCAP PVT. LTD.	102135	0.08	100000	0.07
13	FOCUS SECURITIES & CREDITS PVT. LTD.	1460000	1.09	1050000	0.78
14	FOUR WINGS MARKETING PVT. LTD.	700	0.00	0	0.00
15	GOEL CONTAINERS PVT. LTD.	1378682	1.03	1365000	1.01
16	HISSAR TUBES PVT. LTD.	1350012	1.00	1350000	1.00
17	HI-TECH MERCANTILE (INDIA) PVT. LTD.	3000695	2.23	3000000	2.23
18	NEW ERA COMMERCE & SECURITIES PVT. LTD.	215985	0.16	215000	0.16
19	OCEAN ISPAT PVT. LTD.	300000	0.22	0	0.00
20	PAREEK OVERSEAS PVT. LTD.	1200110	0.89	872500	0.65
21	PRAKASH CAPITAL SERVICES LTD.	1508467	1.12	1500000	1.12
22	PRAKASH INDUSTRIAL FINANCE LTD.	904950	0.67	690000	0.51
23	PREMIER FINCAP PVT. LTD.	1243480	0.92	390000	0.29
24	PRIMENET GLOBAL LTD.	2503987	1.86	2952500	2.20
25	PRIME MERCANTILE PVT. LTD.	3701470	2.75	2775400	2.06
26	PROSPERO SECURITIES PVT. LTD.	611800	0.45	611000	0.45
27	ROURKELA STEEL PVT. LTD.	1566774	1.16	1266000	0.94
28	SHIKHA MERCANTILE PVT. LTD.	70600	0.05	0	0.00
29	SHREE LABH LAKSHMI CAPITAL SERVICES PVT. LTD.	2311471	1.72	1860000	1.38
30	SPRING MERCANTILE PVT. LTD.	1390900	1.03	1110000	0.83
31	STYLE LEASING & FINANCE PVT. LTD.	1114400	0.83	860000	0.64
32	SUNVIN TRADING & INVESTMENT PVT. LTD.	1250000	0.93	1215000	0.90
33	SUVARNA MARKETING PVT. LTD.	95000	0.07	0	0.00
34	SUVARNA MERCANTILE PVT. LTD.	90910	0.07	90000	0.07
35	TOOLS INDIA PVT. LTD.	900900	0.67	900000	0.67
36	UNITY MERCANTILE PVT. LTD.	251575	0.19	251500	0.19
37	VANSHI FARMS PVT. LTD.	777043	0.58	450000	0.33
38	VISION MERCANTILE PVT. LTD.	2166700	1.61	1850000	1.38
39	WELTER SECURITIES LTD.	5006666	3.72	4995000	3.71
<b>TOTAL</b>		<b>50121090</b>	<b>37.27</b>	<b>36913900</b>	<b>27.45</b>



Disclosure by the Promoter(s) to the stock exchanges and to the Target Company for encumbrance of shares / invocation of encumbrance/ release of encumbrance, in terms of Regulation 31(1) and 31(2) of SEBI (Substantial Acquisition of Shares and Takeovers) Regulation, 2011

Name of the Target Company(TC)		PRAKASH INDUSTRIES LIMITED														
Names of the Stock Exchanges where the shares of the target company are listed		BSE Ltd. & National Stock Exchange of India Ltd.														
Date of reporting		27 March, 2015														
Name of the promoter or PAC on whose shares encumbrance has been created/released/invoked		VANSHI FARMS PVT LTD														
Name of the promoter(s) or PACs with him		Details of events pertaining to encumbrance (3)														
Name of the promoter(s) or PACs with him	Promoter holding already encumbered (2)	Promoter holding in the target company (1)		Type of event (creation/ release/ invocation)	Date of creation/ invocation/ release of encumbrance	Type of encumbrance (pledge/ lien/ non disposal/ undertaking/ others)	No. of shares	No. of shares	Diluted share capital	% of total share capital	% w.r.t. share capital	% of total share capital	Name of the entity in whose favour shares are encumbered	No. of shares	% of total share capital	Post event holding of encumbered
		No. of shares	% of total share capital													
VANSHI FARMS PVT LTD *		777043	0.58	0.53	350000	0.26	Creation	25.03.2015	Pledge	100000	0.07	450000	0.33	MONEYWISE FINANCIAL SERVICES PVT LTD		

For Vanshi Farms Pvt. Ltd.



Authorised Signatory

Place : New Delhi  
Date : 27.03.2015

\* The details of encumbrances of residual promoters as on 25.03.2015 enclosed herewith as Annexure 1 is an extract of the data available of the Target Company


**PRAKASH INDUSTRIES LIMITED**  
**Details of encumbrance of residual promoters as on 25.03.2015**

Sr. No.	Name of the Shareholder	Total shares held		Shares pledged or otherwise encumbered	
		No. of shares held	As a % of total share capital	No. of shares held	As a % of total share capital
1	SHRI V.P. AGARWAL	526884	0.39	0	0.00
2	SHRI V.P. AGARWAL (HUF)	229389	0.17	0	0.00
3	SMT. MOHINI AGARWAL	6123856	4.55	0	0.00
4	SHRI VIKRAM AGARWAL	266859	0.20	0	0.00
5	SHRI KANHA AGARWAL	18540	0.01	0	0.00
6	AIRCON SYSTEMS (INDIA) PVT. LTD.	96000	0.07	0	0.00
7	AMBROSIA COMMERCE PVT. LTD.	300000	0.22	0	0.00
8	CHAIBASA STEEL PVT LTD	250000	0.19	0	0.00
9	DHRUV COMMERCE PVT. LTD.	3712050	2.76	3575000	2.66
10	ESSENTIAL ELECTRONICS PVT. LTD.	200400	0.15	0	0.00
11	EVERSHINE MERCANTILE PVT. LTD.	1921700	1.43	1620000	1.20
12	EXCEL FINCAP PVT. LTD.	102135	0.08	100000	0.07
13	FOCUS SECURITIES & CREDITS PVT. LTD.	1460000	1.09	1050000	0.78
14	FOUR WINGS MARKETING PVT. LTD.	700	0.00	0	0.00
15	GMK BUILDERS PVT. LTD.	12401300	9.22	11500000	8.55
16	GOEL CONTAINERS PVT. LTD.	1378682	1.03	1365000	1.01
17	HISSAR TUBES PVT. LTD.	1350012	1.00	1350000	1.00
18	HI-TECH MERCANTILE (INDIA) PVT. LTD.	3000695	2.23	3000000	2.23
19	NEW ERA COMMERCE & SECURITIES PVT. LTD.	215985	0.16	215000	0.16
20	OCEAN ISPAT PVT. LTD.	300000	0.22	0	0.00
21	PAREEK OVERSEAS PVT. LTD.	1200110	0.89	872500	0.65
22	PRAKASH CAPITAL SERVICES LTD.	1508467	1.12	1500000	1.12
23	PRAKASH INDUSTRIAL FINANCE LTD.	904950	0.67	690000	0.51
24	PREMIER FINCAP PVT. LTD.	1243480	0.92	390000	0.29
25	PRIMENET GLOBAL LTD.	2503987	1.86	2952500	2.20
26	PRIME MERCANTILE PVT. LTD.	3701470	2.75	2775400	2.06
27	PROSPERO SECURITIES PVT. LTD.	611800	0.45	611000	0.45
28	ROURKELA STEEL PVT. LTD.	1566774	1.16	1266000	0.94
29	SHIKHA MERCANTILE PVT. LTD.	70600	0.05	0	0.00
30	SHREE LABH LAKSHMI CAPITAL SERVICES PVT. LTD.	2311471	1.72	1860000	1.38
31	SPRING MERCANTILE PVT. LTD.	1390900	1.03	1110000	0.83
32	STYLE LEASING & FINANCE PVT. LTD.	1114400	0.83	860000	0.64
33	SUNVIN TRADING & INVESTMENT PVT. LTD.	1250000	0.93	1215000	0.90
34	SUVARNA MARKETING PVT. LTD.	95000	0.07	0	0.00
35	SUVARNA MERCANTILE PVT. LTD.	90910	0.07	90000	0.07
36	TOOLS INDIA PVT. LTD.	900900	0.67	900000	0.67
37	UNITY MERCANTILE PVT. LTD.	251575	0.19	251500	0.19
38	VISION MERCANTILE PVT. LTD.	2166700	1.61	1850000	1.38
39	WELTER SECURITIES LTD.	5006666	3.72	4995000	3.71
	<b>TOTAL</b>	<b>61745347</b>	<b>45.91</b>	<b>47963900</b>	<b>35.66</b>



Disclosure by the Promoter(s) to the stock exchanges and to the Target Company for encumbrance of shares / invocation of encumbrance/ release of encumbrance, in terms of Regulation 31(1) and 31(2) of SEBI (Substantial Acquisition of Shares and Takeovers) Regulation, 2011

Name of the Target Company(TC)		PRAKASH INDUSTRIES LIMITED												
Names of the Stock Exchanges where the shares of the target company are listed		BSE Ltd. & National Stock Exchange of India Ltd.												
Date of reporting		27 March, 2015												
Name of the promoter or PAC on whose shares encumbrance has been created/released/invoked		SUNVIN TRADING & INVESTMENT PVT LTD												
Details of the creation of encumbrance :		Details of events pertaining to encumbrance (3)												
Name of the promoter(s) or PACs with him	Promoter holding in the target company (1)	Promoter holding already encumbered (2)	Type event (creation/ release/ invocation)	Date of creation/ invocation/ release of encumbrance	Type of encumbrance (pledge/ lien/ non disposal/ undertaking/ others)	No. of shares	% of total share capital	% w.r.t. diluted share capital	No. of shares	% of total share capital	Name of the entity in whose favour shares are encumbered	No. of shares	% of total share capital	Post event holding of encumbered
SUNVIN TRADING & INVESTMENT PVT LTD *	1250000	0.93	0.86	0.86	NIL	1250000	0.93	0.86	NIL	0.86	SKS FINCAP PVT LTD	450000	0.33	0.33
SUNVIN TRADING & INVESTMENT PVT LTD *	1250000	0.93	0.86	0.86	450000	1250000	0.93	0.86	0.33	0.33	ALMONDZ FINANZ LTD	450000	0.33	0.67
SUNVIN TRADING & INVESTMENT PVT LTD *	1250000	0.93	0.86	0.86	900000	1250000	0.93	0.86	0.67	0.07	KAMALPUR FINANCE LTD	90000	0.07	0.74
SUNVIN TRADING & INVESTMENT PVT LTD *	1250000	0.93	0.86	0.86	990000	1250000	0.93	0.86	0.74	0.17	BHANSALI FINCOM PVT LTD	225000	0.17	0.90



For Sunvin Trading & Investment  
 Authorised Signatory

Place : New Delhi  
 Date : 27.03.2015

\* The details of encumbrances of residual promoters as on 25.03.2015 enclosed herewith as Annexure 1 is an extract of the data available of the Target Company

**PRAKASH INDUSTRIES LIMITED**  
**Details of encumbrance of residual promoters as on 25.03.2015**

Sr. No.	Name of the Shareholder	Total shares held		Shares pledged or otherwise encumbered	
		No. of shares held	As a % of total share capital	No. of shares held	As a % of total share capital
1	SHRI V.P. AGARWAL	526884	0.39	0	0.00
2	SHRI V.P. AGARWAL (HUF)	229389	0.17	0	0.00
3	SMT. MOHINI AGARWAL	6123856	4.55	0	0.00
4	SHRI VIKRAM AGARWAL	266859	0.20	0	0.00
5	SHRI KANHA AGARWAL	18540	0.01	0	0.00
6	AIRCON SYSTEMS (INDIA) PVT. LTD.	96000	0.07	0	0.00
7	AMBROSIA COMMERCE PVT. LTD.	300000	0.22	0	0.00
8	CHAIBASA STEEL PVT LTD	250000	0.19	0	0.00
9	DHRUV COMMERCE PVT. LTD.	3712050	2.76	3575000	2.66
10	ESSENTIAL ELECTRONICS PVT. LTD.	200400	0.15	0	0.00
11	EVERSHINE MERCANTILE PVT. LTD.	1921700	1.43	1620000	1.20
12	EXCEL FINCAP PVT. LTD.	102135	0.08	100000	0.07
13	FOCUS SECURITIES & CREDITS PVT. LTD.	1460000	1.09	1050000	0.78
14	FOUR WINGS MARKETING PVT. LTD.	700	0.00	0	0.00
15	GMK BUILDERS PVT. LTD.	12401300	9.22	11500000	8.55
16	GOEL CONTAINERS PVT. LTD.	1378682	1.03	1365000	1.01
17	HISSAR TUBES PVT. LTD.	1350012	1.00	1350000	1.00
18	HI-TECH MERCANTILE (INDIA) PVT. LTD.	3000695	2.23	3000000	2.23
19	OCEAN ISPAT PVT. LTD.	300000	0.22	0	0.00
20	PAREEK OVERSEAS PVT. LTD.	1200110	0.89	872500	0.65
21	PRAKASH CAPITAL SERVICES LTD.	1508467	1.12	1500000	1.12
22	PRAKASH INDUSTRIAL FINANCE LTD.	904950	0.67	690000	0.51
23	PREMIER FINCAP PVT. LTD.	1243480	0.92	390000	0.29
24	PRIMENET GLOBAL LTD.	2503987	1.86	2952500	2.20
25	PRIME MERCANTILE PVT. LTD.	3701470	2.75	2775400	2.06
26	PROSPERO SECURITIES PVT. LTD.	611800	0.45	611000	0.45
27	ROURKELA STEEL PVT. LTD.	1566774	1.16	1266000	0.94
28	SHIKHA MERCANTILE PVT. LTD.	70600	0.05	0	0.00
29	SHREE LABH LAKSHMI CAPITAL SERVICES PVT. LTD.	2311471	1.72	1860000	1.38
30	SPRING MERCANTILE PVT. LTD.	1390900	1.03	1110000	0.83
31	STYLE LEASING & FINANCE PVT. LTD.	1114400	0.83	860000	0.64
32	SUNVIN TRADING & INVESTMENT PVT. LTD.	1250000	0.93	1215000	0.90
33	SUVARNA MARKETING PVT. LTD.	95000	0.07	0	0.00
34	SUVARNA MERCANTILE PVT. LTD.	90910	0.07	90000	0.07
35	TOOLS INDIA PVT. LTD.	900900	0.67	900000	0.67
36	UNITY MERCANTILE PVT. LTD.	251575	0.19	251500	0.19
37	VANSHI FARMS PVT. LTD.	777043	0.58	450000	0.33
38	VISION MERCANTILE PVT. LTD.	2166700	1.61	1850000	1.38
39	WELTER SECURITIES LTD.	5006666	3.72	4995000	3.71
	<b>TOTAL</b>	<b>62306405</b>	<b>46.33</b>	<b>48198900</b>	<b>35.84</b>

