

# G. P. PIMPALIKAR & ASSOCIATES

CHARTERED ACCOUNTANTS

Flat No. S-2, Second floor, Late Rajendra Bhansali Sankul,  
Behind Baliram Mandir, Baliram Peth, JALGAON.

Date :

## The Limited Review Report for companies

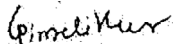
Review Report to  
Share Holders of  
Prakash Constrowell Limited

We have reviewed the accompanying statement of unaudited financial results of **PRAKASH CONSTROWELL LIMITED COMPANY** for the period ended **30-09-2014** except for the disclosures regarding 'Public Shareholding' and 'Promoter and Promoter Group Shareholding' which have been traced from disclosures made by the management and have not been audited by us. This statement is the responsibility of the Company's Management and has been approved by the Board of Directors/ committee of Board of Directors. Our responsibility is to issue a report on these financial statements based on our review.

We conducted our review in accordance with the Standard on Review Engagement (SRE) 2400, Engagements to Review Financial Statements issued by the Institute of Chartered Accountants of India. This standard requires that we plan and perform the Review to obtain moderate assurance as to whether the financial statements are free of material misstatement. A review is limited primarily to inquiries of company personnel and an analytical procedure applied to financial data and thus provides less assurance than an audit. We have not performed an audit and accordingly, we do not express an audit opinion.

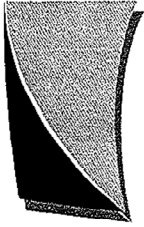
Based on our review conducted as above, nothing has come to our attention that Causes us to believe that the accompanying statement of unaudited financial results Prepared in accordance with applicable accounting standards, and other recognised Accounting practices and policies has not disclosed the information required to be Disclosed in terms of Clause 41 of the Listing Agreement including the manner in which it is to be disclosed, or that it contains any material misstatement.

For G. P. Pimpalikar & Associates  
Chartered Accountants



(CA Gopal Pralhad Pimpalikar  
(Proprietor- M.No. 107120)  
(Firm R. No. 119343W)


Place: - Jalgaon  
Date: - 13-11-2014



**PRAKASH**  
Constrowell Limited


Concrete Values. Concrete Solutions.

PRAKASH CONSTROWELL LIMITED							
Regd Office: 6/7, Falcon Plaza, Near Sarda Circle, National Urdu High School Road, Nashik - 422001							
PART I Statement of Unaudited Results for the Quarter & Half Year Ended 30th September, 2014							
Particulars	Quarter Ended			Half Year Ended		Year Ended	
	Unaudited			Unaudited		Audited	
	3 month ended	Preceding 3 month ended	Corresponding 3 month	Year to date current year ended	Year to date previous year ended	Year Ended	Previous Year Ended
	30.09.2014	30.06.2014	30.09.2013	30.09.2014	30.09.2013	31.03.2014	31.03.2013
<b>1 Income</b>							
(a) Net sales/income from operations	2,567.43	1,552.87	2,823.32	4,120.30	4,843.48	15,031.15	16,698.25
(b) Other operating income	38.46	8.21	1.97	46.67	3.58	93.95	251.16
<b>Total</b>	<b>2,605.89</b>	<b>1,561.08</b>	<b>2,825.29</b>	<b>4,166.97</b>	<b>4,847.06</b>	<b>15,125.10</b>	<b>16,949.41</b>
<b>2 Expenditure</b>							
(a) Cost of materials consumed & direct Exps	1,421.43	1,683.82	2,396.98	3,105.25	4,433.03	11,838.33	17,105.68
(b) Changes in Inventories of finished goods, Work-in-progress and stock-in-trade	840.57	(426.62)	39.08	413.95	(322.25)	1,214.88	(1,773.39)
(c) Employee benefits expense	50.70	49.85	76.61	100.55	152.75	298.45	274.59
(d) Depreciation and amortisation expense	42.33	42.09	45.15	84.41	90.06	180.96	176.51
(e) Other expenses	61.69	18.87	84.01	80.56	131.12	531.51	393.34
<b>Total</b>	<b>2,416.72</b>	<b>1,368.00</b>	<b>2,641.83</b>	<b>3,784.72</b>	<b>4,484.71</b>	<b>14,064.13</b>	<b>16,176.72</b>
<b>3 Profit / (Loss) from operations before other income, finance costs and exceptional items (1-2)</b>	<b>189.17</b>	<b>193.07</b>	<b>183.46</b>	<b>382.24</b>	<b>362.35</b>	<b>1,060.97</b>	<b>772.70</b>
<b>4 Other income</b>	<b>18.43</b>	<b>6.14</b>	<b>1.83</b>	<b>24.57</b>	<b>8.00</b>	<b>35.65</b>	<b>57.35</b>
<b>5 Profit / (Loss) from ordinary activities before finance costs and exceptional items (3 + 4)</b>	<b>207.60</b>	<b>199.21</b>	<b>185.29</b>	<b>406.81</b>	<b>370.35</b>	<b>1,096.62</b>	<b>830.05</b>
<b>6 Financial Costs/ Interest</b>	<b>75.35</b>	<b>121.33</b>	<b>118.07</b>	<b>196.68</b>	<b>236.67</b>	<b>327.14</b>	<b>289.51</b>
<b>7 Profit / (Loss) from ordinary activities after finance costs but before exceptional items (5 + / - 6)</b>	<b>132.25</b>	<b>77.88</b>	<b>67.22</b>	<b>210.14</b>	<b>133.68</b>	<b>769.48</b>	<b>540.54</b>
<b>8 Exceptional items</b>							
<b>9 Profit / (Loss) from ordinary activities before tax (7 + / - 8)</b>	<b>132.25</b>	<b>77.88</b>	<b>67.22</b>	<b>210.14</b>	<b>133.68</b>	<b>769.48</b>	<b>540.54</b>
<b>10 Tax expense</b>	<b>42.91</b>	<b>25.27</b>	<b>21.18</b>	<b>68.18</b>	<b>42.13</b>	<b>248.37</b>	<b>164.74</b>
<b>11 Net Profit / (Loss) from ordinary activities after tax (9 + / - 10)</b>	<b>89.34</b>	<b>52.61</b>	<b>46.04</b>	<b>141.96</b>	<b>91.55</b>	<b>521.11</b>	<b>375.80</b>
<b>12 Extraordinary Items (net of tax expense)</b>						<b>1.57</b>	<b>8.56</b>
<b>13 Net Profit / (Loss) for the period (11 + / - 12)</b>	<b>89.34</b>	<b>52.61</b>	<b>46.04</b>	<b>141.96</b>	<b>91.55</b>	<b>519.54</b>	<b>367.24</b>
<b>14 Paid-up equity share capital (Face Value of the Share Rs. 1/-)</b>	<b>1,256.78</b>	<b>1,256.78</b>	<b>1,256.78</b>	<b>1,256.78</b>	<b>1,256.78</b>	<b>1,256.78</b>	<b>1,256.78</b>
<b>15 Reserve excluding Revaluation Reserves as per balance sheet of previous accounting year</b>	<b>9,284.28</b>	<b>9,284.28</b>	<b>8,764.74</b>	<b>9,284.28</b>	<b>8,764.74</b>	<b>8,764.74</b>	<b>8,397.50</b>
<b>16 Earnings per share (EPS):</b>							
(a) Basic and diluted EPS before Extraordinary Items	0.07	0.04	0.04	0.11	0.07	0.41	0.30
(b) Basic and diluted EPS after Extraordinary items	0.07	0.04	0.04	0.11	0.07	0.41	0.29



PART II								Information for the Quarter & Half Year Ended 30.09.2014	
A	Particulars of Shareholding	30.09.2014	30.06.2014	30.09.2013	30.09.2014	30.09.2013	31.03.2014	31.03.2013	
1	Public shareholding:								
	- Number of shares	45,078,260	45,078,260	45,078,260	45,078,260	45,078,260	45,078,260	45,078,260	
	- Percentage of shareholding	35.87	35.87	35.87	35.87	35.87	35.87	35.87	
2	Promoters and Promoter Group Shareholding	80,600,000	80,600,000	80,600,000	80,600,000	80,600,000	80,600,000	80,600,000	
	(a) Pledged / Encumbered								
	- Number of shares	20,000,000	20,000,000	20,000,000	20,000,000	20,000,000	20,000,000	20,000,000	
	- Percentage of shares (as a % of the total shareholding of promoter and promoter group)	24.81	24.81	24.81	24.81	24.81	24.81	24.81	
	- Percentage of shares (as a % of the total share capital of the company)	15.91	15.91	15.91	15.91	15.91	15.91	15.91	
	(b) Non - encumbered								
	- Number of shares	60,600,000	60,600,000	60,600,000	60,600,000	60,600,000	60,600,000	60,600,000	
	- Percentage of shares (as a % of the total shareholding of the Promoter and Promoter group)	75.19	75.19	75.19	75.19	75.19	75.19	75.19	
	- Percentage of shares (as a % of the total share capital of the company)	48.22	48.22	48.22	48.22	48.22	48.22	48.22	
	Particulars	Quarter end 30.09.2014							
B	Investor Complaints								
	Pending at the beginning of the quarter	Nil							
	Received during the quarter	Nil							
	Disposed of during the quarter	Nil							
	Remaining unresolved at the end of quarter	Nil							
Standalone Statement of Assets and Liabilities		(Rs. in Lac)							
	Particulars	As at 30.09.14 (Unaudited)	As at 31.03.14 (Audited)						
A	<b>EQUITY AND LIABILITIES</b>								
1	Shareholders' funds								
	(a) Share capital	1,256.78	1,256.78						
	(b) Reserves and surplus	9,426.23	9,284.28						
	(c) Money received against share warrants	-	-						
	Sub-total - Shareholders' funds	10,683.02	10,541.06						
2	Non-current liabilities								
	(a) Long-term borrowings	5.67	15.13						
	(b) Other long-term liabilities	448.83	394.76						
	(c) Long-term provisions	36.81	44.89						
	Sub-total - Non-current liabilities	491.31	454.77						
3	Current liabilities								
	(a) Short-term borrowings	1,963.39	1,713.82						
	(b) Trade payables	1,165.05	2,210.64						
	(c) Other current liabilities	1,906.82	1,408.96						
	(d) Short-term provisions	99.84	179.02						
	Sub-total - Current liabilities	5,135.10	5,512.43						
	<b>TOTAL - EQUITY AND LIABILITIES</b>	<b>16,309.42</b>	<b>16,508.27</b>						
B	<b>ASSETS</b>								
1	Non-current assets								
	(a) Fixed assets	262.85	281.97						
	(b) Non-current investments	573.92	278.57						
	(c) Long-term loans and advances	3,334.09	2,480.92						
	(d) Other non-current assets	573.45	602.77						
	Sub-total - Non-current assets	4,744.31	3,644.23						
2	Current assets								
	(a) Current investments	100.00	100.00						
	(b) Inventories	3,062.90	3,476.85						
	(c) Trade receivables	2,537.52	3,344.03						
	(d) Cash and cash equivalents	144.16	350.90						
	(e) Short-term loans and advances	5,720.54	5,592.25						
	(f) Other current assets	-	-						
	Sub-total - Current assets	11,565.11	12,864.03						
	<b>TOTAL - ASSETS</b>	<b>16,309.42</b>	<b>16,508.27</b>						



Notes:		
1	The Above results were reviewed by Audit Committee on 13th November 2014 and approved by the Board of Directors in its Meeting held on 13th November 2014.	
2	The auditors limited review report is annexed hereto alongwith the unaudited standalone financial results.	
3	The Company during this quarter has not received any complaint from its Registrar & Share Transfer Agent	
4	The company does not have any reportable segment in line with the Accounting Standard (AS-17) "Segment Reporting" issued by the Institute of Chartered Accountants of India.	
5	Pursuant to the provisions of Clause 43A of Listing Agreement with Exchanges, the utilization of net proceeds of the IPO as stated in the Prospectus dated September 27th, 2011 and aggregating Rs. 6000 Lakhs is as follows:	
		(Rs. in Lacs)
	Particulars	Object as per Prospectus
		Actual Utilization
	Amount received from IPO	6,000.00
	Utilisation of funds (as on date)	6,000.00
	Working Capital Requirement	3,500.00
	Investment in Construction Equipments	4311.43*
	Investment in Subsidiaries	930.00
	General Corporate Purposes	234.52
	Public Issue Expenses	744.16
		591.32
	*Surplus fund pending utilisaton has been used temporarily in working capital	
6	The figures have been regrouped and/ or rearranged wherever considered necessary.	
	Place: Nashik Date: 13.11.2014	 For Prakash Constrowell Ltd Prithur G Krishnan Managing Director