


Introductory sub-table (I)(a)

8th July, 2014

Name of the Company: PRADEEP METALS LTD.			
Scrip Code, Name of the scrip, class of security: 513532, PRADPME, Equity			
Quarter ended: 30th June, 2014			
Partly paid-up shares:-	No. of partly paid-up shares	As a % of total no. of partly paid-up shares	As a % of total no. of shares of the company
Held by promoter/promoter group		#DIV/0!	0
Held by public		#DIV/0!	0
Total	0	#DIV/0!	0
Outstanding convertible securities:- No. of outstanding securities		As a % of total no. of outstanding convertible securities	As a % of total no. of shares of the company, assuming full conversion of the convertible securities
Held by promoter/promoter group		#DIV/0!	0
Held by public		#DIV/0!	0
Total	0	#DIV/0!	0
Warrants:-	No. of warrants	As a % of total no. of warrants	As a % of total no. of shares of the company, assuming full conversion of warrants
Held by promoter/promoter group	0	#DIV/0!	0.00
Held by public		#DIV/0!	0.00
Total	0	#DIV/0!	0.00
Total paid-up capital of the company, assuming full conversion of warrants and convertible securities		17270000	

For Pradeep Metals Ltd.




Authorised Signatory

Statement Showing Shareholding Pattern as on 30th June, 2014								
Category code	Category of Shareholder	Number of Shareholders	Table (I)(a)		Total shareholding as a percentage of total number of shares		Shares Pledged or otherwise encumbered	
			Total number of shares	Number of shares held in dematerialized form				
			As a percentage of (A+B) ¹	As a percentage of (A+B+C)	Number of shares	As a percentage (IX)= (VIII)/(IV)*100		
(I)	(II)	(III)	(IV)	(V)	(VI)	(VII)	(VIII)	(IX)
(A)	Shareholding of Promoter and Promoter							
1	Indian							
(a)	Individuals/ Hindu Undivided Family	5	1609699	1609499	9.32	9.32		0.00
(b)	Central Government/ State Government(s)	0	0		0.00	0.00		
(c)	Bodies Corporate	4	9972542	9970442	57.74	57.74	0	0.00
(d)	Financial Institutions/ Banks	0	0		0.00	0.00		
(e)	Relatives of Director	1	55000	55000	0.32	0.32		0.00
	Any Others(Specify)							
	Sub Total(A)(1)	10	11637241	11634941	67.38	67.38	0	0.00
2	Foreign							
a	Individuals (Non-Residents Individuals/ Foreign Individuals)	0			0.00	0.00		
b	Bodies Corporate	0			0.00	0.00		
c	Institutions	0			0.00	0.00		
d	Qualified Foreign Investor	0			0.00	0.00		
e	Any Others(Specify)	0			0.00	0.00		
	Sub Total(A)(2)	0	0	0	0.00	0.00	0	
	Total Shareholding of Promoter and	10	11637241	11634941	67.38	67.38	0	0.00
(B)	Public shareholding							
1	Institutions							
(a)	Mutual Funds/ UTI	3	9000		0.05	0.05		
(b)	Financial Institutions/ Banks	0			0.00	0.00		
(c)	Central Government/ State Government(s)	0			0.00	0.00		
(d)	Venture Capital Funds	0			0.00	0.00		
(e)	Insurance Companies	0			0.00	0.00		
(f)	Foreign Institutional Investors	1	4100		0.02	0.02		
(g)	Foreign Venture Capital Investors				0.00	0.00		
(h)	Qualified Foreign Investor				0.00	0.00		
(i)	Any Other (specify)				0.00	0.00		
	Sub-Total (B)(1)	4	13100	0	0.08	0.08		
B 2	Non-institutions							
(a)	Bodies Corporate	89	193499	105199	1.12	1.12		
(b)	Individuals				0.00	0.00		
I	i. Individual shareholders holding nominal share capital up to Rs 1 lakh	5790	1977099	1483079	11.45	11.45		
II	ii. Individual shareholders holding nominal share capital in excess of Rs. 1 lakh.	27	1273657	1151257	7.37	7.37		
(c)	Qualified Foreign Investor	0	0	0	0.00	0.00		
(d)	Any Other (specify)	0	0	0	0.00	0.00		
(d-i)	Non Resident Indians (repat)	212	1122431	523821	6.50	6.50		
(d-ii)	Non Resident Indians (Non Repat)	9	8881	8881	0.05	0.05		
(d-iii)	Overseas Bodies Corporates	1	230000	0	1.33	1.33		
(d-iv)	Foreign Companies	0	0	0	0.00	0.00		
(d-v)	Clearing Member	41	44158	44158	0.26	0.26		
(d-vi)	Non Executive Director	1	755634	755634	4.38	4.38		
(d-vii)	Independent Director	1	13300	13300	0.08	0.08		
(d-viii)	Trusts	1	1000	1000	0.01	0.01		
	Sub-Total (B)(2)	6172	5619659	4086329	32.54	32.54		
(B)	Total Public Shareholding (B)= (B)(1)+(B)(2)	6176	5632759	4086329	32.62	32.62	NA	NA
	TOTAL (A)+(B)	6186	17270000	15721270	100.00	100.00		
(C)	Shares held by Custodians and against which Depository Receipts have been issued							
1	Promoter and Promoter Group					0.00		
2	Public					0.00		
	Sub-Total (C)	0	0	0	0.00	0.00		
	GRAND TOTAL (A)+(B)+(C)	6186	17270000	15721270	100	100.00		

For Pradeep Metals Ltd.

 Authorised Signatory


Sr.No	Notes
1	NIL
2	
3	
4	
5	
6	
7	
8	
9	

For Pradeep Metals Ltd.

Authorised Signatory

(1)(b) Statement showing holding of securities (including shares, warrants, convertible securities) of persons belonging to the category "Promoter and Promoter Group"

Sr.	Name of the shareholder	Details of Shares held		Encumbered shares (*)			Details of warrants		Details of convertible securities		Total shares (including underlying shares assuming full conversion of warrants and convertible securities) as a % of diluted share capital
No.		Number of shares held	As a % of grand total (A) ÷(B) ÷(C)	No.	As a percentage	As a % of grand total (A)+(B)+(C) of sub- clause (I)(a)	Number of warrants held	As a % total number of warrants of the same class	Number of convertible securities held	As a % total number of convertible securities of the same class	
(I)	(II)	(III)	(IV)	(V)	(VI)=(V)/(III)*100	(VII)	(VIII)	(IX)	(X)	(XI)	(XII)
1	PRADEEP GOYAL	1521400	8.81		0.00	0.00		#DIV/0!	0	#DIV/0!	8.81
2	NEERU P GOYAL	88299	0.51		0.00	0.00		#DIV/0!	0	#DIV/0!	0.51
3	SEEMA GOYAL	55000	0.32		0.00	0.00		#DIV/0!	0	#DIV/0!	0.32
4	S.V. SHAH CONSTRUCTION SERVICES P.LTD	2778561	16.09		0.00	0.00		#DIV/0!	0	#DIV/0!	16.09
5	FLASNET INFO SOLUTIONS INDIA LTD	1026500	5.94	0	0.00	0.00		#DIV/0!	0	#DIV/0!	5.94
6	RABALE ENGINEERING INDIA P.LTD	6167481	35.71		0.00	0.00		#DIV/0!	0	#DIV/0!	35.71
TOTAL		11637241	67.38	0	0.00	0.00	0	#DIV/0!	0	#DIV/0!	67.38


(*) The term "encumbrance" has the same meaning as assigned to it in regulation 28(3) of the SAST Regulations, 2011

For Pradeep Metals Ltd.

Authorised Signatory

Statement showing holding of securities (including shares, warrants, convertible securities) of persons belonging to the category "Public" and holding more than 1% of the total number of shares

Sr. No.	Name of the shareholder	Number of shares held	Shares as a percentage of total number of shares {i.e., Grand Total (A)+(B)+(C) indicated in Statement at para (I)(a) above}	Details of warrants		Details of convertible securities		Total shares (including underlying shares assuming full conversion of warrants and convertible securities) as a % of diluted share capital
				Number of warrants held	As a % total number of warrants of the same class	Number of convertible securities held	% w.r.t total number of convertible securities of the same class	
1	Kewal Krishan Nohria	755634	4.38		#DIV/0!		#DIV/0!	4.38
2	Savita Aggarwal	475190	2.75		#DIV/0!		#DIV/0!	2.75
3	Anl Bansal	427710	2.48		#DIV/0!		#DIV/0!	2.48
4	Navin Kumar Marwah HUF	279750	1.62		#DIV/0!		#DIV/0!	1.62
5	Om Global Singapore Pte Ltd.	230000	1.33		#DIV/0!		#DIV/0!	1.33
6	Navin Kumar Marwah	324748	1.88		#DIV/0!		#DIV/0!	1.88
7			0.00		#DIV/0!		#DIV/0!	0.00
8			0.00		#DIV/0!		#DIV/0!	0.00
9			0.00		#DIV/0!		#DIV/0!	0.00
10			0.00		#DIV/0!		#DIV/0!	0.00
11			0.00		#DIV/0!		#DIV/0!	0.00
12			0.00		#DIV/0!		#DIV/0!	0.00
13			0.00		#DIV/0!		#DIV/0!	0.00
14			0.00		#DIV/0!		#DIV/0!	0.00
15			0.00		#DIV/0!		#DIV/0!	0.00
16			0.00		#DIV/0!		#DIV/0!	0.00
								#DIV/0!
TOTAL		2493032	14.44	0	#DIV/0!	0	#DIV/0!	14.44

For Pradeep Metals Ltd.


Authorized Signatory

(I)(c)(ii) Statement showing holding of securities (including shares, warrants, convertible securities) of persons (together with PAC) belonging to the category "Public" and holding more than 5% of the total number of shares of the company

Sr. No.	Name(s) of the shareholder(s) and the Persons Acting in Concert (PAC) with them	Number of shares	Shares as a percentage of total number of shares (i.e., Grand Total (A)+(B)+(C) indicated in Statement at para (I)(a) above)	Details of warrants		Details of convertible securities		Total shares (including underlying shares assuming full conversion of warrants and convertible securities) as a % of diluted share capital
				Number of warrants	As a % total number of warrants of the same class	Number of convertible securities held	% w.r.t total number of convertible securities of the same class	
1	NIL		0.00		#DIV/0!		#DIV/0!	
2			0.00		#DIV/0!		#DIV/0!	
3			0.00		#DIV/0!		#DIV/0!	
4			0.00		#DIV/0!		#DIV/0!	
5			0.00		#DIV/0!		#DIV/0!	
6			0.00		#DIV/0!		#DIV/0!	
7			0.00		#DIV/0!		#DIV/0!	
8			0.00		#DIV/0!		#DIV/0!	
9			0.00		#DIV/0!		#DIV/0!	
10			0.00		#DIV/0!		#DIV/0!	
TOTAL		0	0.00	0	#DIV/0!	0	#DIV/0!	0

For Pradeep Metals Ltd.

Authorised Signatory

(f)(d) Statement showing details of locked-in shares

Sr. No.	Name of the shareholder	Number of locked-in shares	Locked-in shares as a percentage of total number of shares {i.e., Grand Total (A)+(B)+(C) indicated in Statement at para (f)(a) above}
1	Rabale Engineering India Pvt. Ltd.	850000	4.92
2			0.00
3			0.00
4			0.00
5			0.00
6			0.00
7			0.00
8			0.00
9			0.00
TOTAL		850000	4.92


For Pradeep Metals Ltd

Authorised Signatory

(II)(a) Statement showing details of Depository Receipts (DRs)

Sr. No.	Type of outstanding DR (ADRs, GDRs, SDRs, etc.)	Number of outstanding DRs	Number of shares underlying outstanding DRs	Shares underlying outstanding DRs as a percentage of total number of shares {i.e., Grand Total (A)+(B)+(C) indicated in Statement at para (I)(a) above}
1	Nil			0.00
2				0.00
3				0.00
4				0.00
5				0.00
6				0.00
7				0.00
8				0.00
9				0.00
TOTAL		0	0	0.00

For Pradeep Metals Ltd.


Authorised Signatory