



(1)(a) STATEMENT SHOWING SHAREHOLDING PATTERN IN CLAUSE-35 (a)			
NAME OF THE COMPANY: POWER FINANCE CORPORATION LIMITED		Name of the Scrip:	
SCRIP CODE:	532810		
Class of Security:			
QUARTER ENDED:	31/03/2014		
	No. of partly paid-up shares	As a % of total no. of partly paid-up shares	As a % of total no. of shares of the Company.
Partly paid-up shares	0	0	0
Held by promoter/promoter group	0	0	0
Held by Public	0	0	0
<b>Total:</b>	<b>0</b>	<b>0</b>	<b>0</b>
	No. of outstanding securities	As a % of total no. of outstanding convertible securities.	As a % of total no. of shares of the Company assuming full conversion of the convertible securities
Outstanding convertible securities:			
Held by promoter/promoter group	0	0	0
Held by Public	0	0	0
<b>Total:</b>	<b>0</b>	<b>0</b>	<b>0</b>
	No. of warrants	As a % of total no. of warrants	As a % of total no. of shares of the Company, assuming full conversion of warrants
Warrants:			
Held by promoter/promoter group	0	0	0
Held by Public	0	0	0
<b>Total:</b>	<b>0</b>	<b>0</b>	<b>0</b>
<b>Total paid-up capital of the Company, assuming full conversion of warrants and convertible securities</b>	<b>1320040704</b>	<b>0</b>	<b>100.00</b>





CATEGORY CODE	CATEGORY OF SHAREHOLDER	NO OF SHAREHOLDERS (iii)	TOTAL NUMBER OF SHARES (iv)	NO OF SHARES HELD IN DEMATERIALIZED FORM (v)	TOTAL SHAREHOLDING AS A % OF TOTAL NO OF SHARES			SHARES PLEDGE OR OTHERWISE ENCUMBERED	
					AS a PERCENTAGE of (A+B) (vi)	As a PERCENTAGE of (A+B+C) (vii)	NUMBER OF SHARES (viii)	(IX)=(VIII)/(IV)*100	
(A)	PROMOTER AND PROMOTER GROUP								
(1)	INDIAN								
(a)	Individual /HUF	0	0	0	0.00	0.00	0	0.00	0.00
(b)	Central Government/State Government(s)	1	96095589	96095589	72.80	72.80	0	0.00	0.00
(c)	Bodies Corporate	0	0	0	0.00	0.00	0	0.00	0.00
(d)	Financial Institutions / Banks	0	0	0	0.00	0.00	0	0.00	0.00
(e)	Others	0	0	0	0.00	0.00	0	0.00	0.00
	<b>Sub-Total A(1) :</b>	<b>1</b>	<b>96095589</b>	<b>96095589</b>	<b>72.80</b>	<b>72.80</b>	<b>0</b>	<b>0.00</b>	<b>0.00</b>
(2)	FOREIGN								
(a)	Individuals (NRIs/Foreign Individuals)	0	0	0	0.00	0.00	0	0.00	0.00
(b)	Bodies Corporate	0	0	0	0.00	0.00	0	0.00	0.00
(c)	Institutions	0	0	0	0.00	0.00	0	0.00	0.00
(d)	Qualified Foreign Investor	0	0	0	0.00	0.00	0	0.00	0.00
(e)	Others	0	0	0	0.00	0.00	0	0.00	0.00
	<b>Sub-Total A(2) :</b>	<b>0</b>	<b>0</b>	<b>0</b>	<b>0.00</b>	<b>0.00</b>	<b>0</b>	<b>0.00</b>	<b>0.00</b>
	<b>Total A=A(1)+A(2)</b>	<b>1</b>	<b>96095589</b>	<b>96095589</b>	<b>72.80</b>	<b>72.80</b>	<b>0</b>	<b>0.00</b>	<b>0.00</b>
(B)	PUBLIC SHAREHOLDING								
(1)	INSTITUTIONS								
(a)	Mutual Funds /UTI	110	81631651	81631651	6.18	6.18	0	0.00	0.00
(b)	Financial Institutions /Banks	16	1044999	1044999	0.08	0.08	0	0.00	0.00
(c)	Central Government / State Government(s)	0	0	0	0.00	0.00	0	0.00	0.00
(d)	Venture Capital Funds	0	0	0	0.00	0.00	0	0.00	0.00
(e)	Insurance Companies	6	62675200	62675200	4.75	4.75	0	0.00	0.00
(f)	Foreign Institutional Investors	350	147507931	147507931	11.17	11.17	0	0.00	0.00
(g)	Foreign Venture Capital Investors	0	0	0	0.00	0.00	0	0.00	0.00
(h)	Qualified Foreign Investor	0	0	0	0.00	0.00	0	0.00	0.00
(i)	Others	0	0	0	0.00	0.00	0	0.00	0.00
	<b>Sub-Total B(1) :</b>	<b>482</b>	<b>292859781</b>	<b>292859781</b>	<b>22.19</b>	<b>22.19</b>	<b>0</b>	<b>0.00</b>	<b>0.00</b>






CATEGORY CODE	CATEGORY OF SHAREHOLDER	NO OF SHAREHOLDERS (III)	TOTAL NUMBER OF SHARES (IV)	NO OF SHARES HELD IN DEMATERIALIZED FORM (V)	TOTAL SHAREHOLDING AS A % OF TOTAL NO OF SHARES		SHARES PLEDGE OR OTHERWISE ENCUMBERED		
					AS a PERCENTAGE of (A+B) (VI)	As a PERCENTAGE of (A+B+C) (VII)	NUMBER OF SHARES (VIII)	(IX)=[VIII]/(IV)*100	
(2)	NON-INSTITUTIONS								
(a)	Bodies Corporate	1104	25128275	25128275	1.90	1.90			
(b)	Individuals								
	(i) Individuals holding nominal share capital upto Rs.1 lakh	201644	31127995	31113922	2.36	2.36			
	(ii) Individuals holding nominal share capital in excess of Rs.1 lakh	116	5724627	5724627	0.43	0.43			
(c)	Qualified Foreign Investor	0	0	0	0.00	0.00			
(d)	Others								
	NON RESIDENT INDIANS	1944	849264	849264	0.06	0.06			
	TRUSTS	18	119665	119665	0.01	0.01			
	CLEARING MEMBERS	442	3274768	3274768	0.25	0.25			
	FOREIGN NATIONALS	2	740	740	0.00	0.00			
	<b>Sub-Total B(2) :</b>	<b>205270</b>	<b>66225334</b>	<b>66211261</b>	<b>5.02</b>	<b>5.02</b>			
	<b>Total B=B(1)+B(2) :</b>	<b>205752</b>	<b>359085115</b>	<b>359071042</b>	<b>27.20</b>	<b>27.20</b>			
	<b>Total (A+B) :</b>	<b>205753</b>	<b>1320040704</b>	<b>1320026631</b>	<b>100.00</b>	<b>100.00</b>			
(C)	Shares held by custodians, against which Depository Receipts have been issued								
(1)	Promoter and Promoter Group	0	0	0	0.00	0.00			
(2)	Public								
	<b>GRAND TOTAL (A+B+C) :</b>	<b>205753</b>	<b>1320040704</b>	<b>1320026631</b>	<b>100.00</b>	<b>100.00</b>	<b>0</b>		<b>0.00</b>





(I)(b) Statement showing holding of securities (including shares, warrants, convertible securities) of persons belonging to the category "Promoter and Promoter Group"												
Sr.No	Name of the Shareholder	Details of Shares held		Encumbered shares (*)		Details of Warrants			Details of convertible securities		Total Shares (including underlying shares assuming full conversion of warrants and convertible securities) as a % of diluted share capital	
		No. of Shares held (iii)	As a % of grand total (A)+(B)+(C) (iv)	Pledge Shares (v)	AS a percentage (vi)=(v)/(iii)*100 (vii)	AS a % of grand total (A) + (B) + (C) of sub-clause (i)(a) (viii)	Number of warrants held (viii)	As a % total number of warrants of the same class (ix)	Number of convertible securities held (x)	As a % total number of convertible securities of the same class (xi)		
	1 PRESIDENT OF INDIA	960955589	72.80	0	0.00	0.00	0	0.00	0	0.00	0.00	0.00
	TOTAL :	960955589	72.80	0	0.00	0.00	0	0.00	0	0.00	0.00	0.00





Statement showing holding of securities (including shares, warrants, convertible securities) of persons belonging to the category "Public" and holding more than 1% of the total number of shares						
Sr. No.	Name of the shareholder	Number of shares held	Shares as a percentage of total number of shares (i.e., Grant total (A)+(B)+(C) indicated in Statement at para (i)(a) above)	Details of warrants		Total shares (including underlying shares assuming full conversion of warrants and convertible securities) as a % of diluted share capital)
				Number of warrants held	As a % total number of warrants of the same class	
				Details of convertible securities		
				Number of convertible securities held	% w.r.t total number of convertible securities of the same class	
1	LIFE INSURANCE CORPORATION OF INDIA	102899599	7.80	0	0.00	0.00
2	HDFC STANDARD LIFE INSURANCE COMPANY LIMITED	13334940	1.01	0	0.00	0.00
<b>TOTAL :</b>				<b>116234539</b>	<b>0</b>	<b>0.00</b>





Sr.No.	Name(s) of the shareholder(s) and the Persons A	Number of shares held	Shares as a percentage of total number of shares (i.e., Grant total (A)+(B)+(C) indicated in Statement at para (I)(a) above)	Details of warrants		Details of convertible securities		Total shares (including underlying shares assuming full conversion of warrants and convertible securities) as a % of diluted share capital)
				Number of warrants held	As a % total number of warrants of the same class	Number of convertible securities held	% w.r.t total number of convertible securities of the same class	
1	LIFE INSURANCE CORPORATION OF INDIA	102899599	7.80	0	0.00	0	0.00	0.00
<b>TOTAL :</b>		<b>102899599</b>	<b>7.80</b>	<b>0</b>	<b>0.00</b>	<b>0</b>	<b>0.00</b>	<b>0.00</b>









**STATEMENT SHOWING DETAILS OF DEPOSITORY RECEIPTS (DRS)**

(II)(a)		Number of outstanding DRS	Number of shares underlying outstanding DRS	Shares underlying outstanding DRS as a percentage of total number of shares {i.e., Grand Total (A)+(B)+(C) indicated in Statement at Para(I)(a) above}
Sr.No.	Type of outstanding DR (ADRs,GDRs,SDRs,etc.)			
	<b>TOTAL :</b>	0	0	0





