


Introductory sub-table (I)(a)

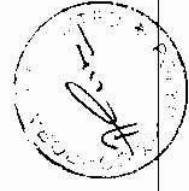
POLYPLEX CORPORATION LIMITED			
524051			
POLYPLEX			
POLYPLEX			
EQUITY			
30-Jun-14			
Name of the Company: BSE Scrip Code: NSE Scrip Symbol Name of the Scrip class of security Quarter ended:			
<b>Partly paid-up shares:-</b>			
No. of partly paid-up shares	As a % of total no. of partly paid-up shares	As a % of total no. of shares of the company	
Held by promoter/promoter group	0	0	
Held by public	0	0	
<b>Total</b>	<b>0</b>	<b>0</b>	
<b>Outstanding convertible securities:-</b>			
No. of outstanding securities	As a % of total no. of outstanding convertible securities	As a % of total no. of shares of the company, assuming full conversion of the convertible securities	
Held by promoter/promoter group	0	0	
Held by public	0	0	
<b>Total</b>	<b>0</b>	<b>0</b>	
<b>Warrants:-</b>			
No. of warrants	As a % of total no. of warrants	As a % of total no. of shares of the company, assuming full conversion of warrants	
Held by promoter/promoter group	0	0	
Held by public	0	0	
<b>Total</b>	<b>0</b>	<b>0</b>	
<b>Total paid-up capital of the company, assuming full conversion of warrants and convertible securities</b>			<b>31984600</b>




**Statement Showing Shareholding Pattern**

**Table (I) (a)**

Category code	Category of Shareholder	Number of Shareholders	Total number of shares	Number of shares held in dematerialized form	Total shareholding as a percentage of total number of shares		Shares Pledged or otherwise encumbered	
					As a percentage of (A+B) <sup>1</sup>	As a percentage of (A+B+C)	Number of shares	As a percentage
(I)	(II)	(III)	(IV)	(V)	(VI)	(VII)	(VIII)	(IX) = (VII)/(IV)*100
<b>(A)</b>	<b>Shareholding of Promoter and Promoter Group<sup>2</sup></b>							
<b>1</b>	<b>Indian</b>							
(a)	Individuals/ Hindu Undivided Family	0	0	0	0.00	0.00	0	0.00
(b)	Central Government/ State Government(s)	0	0	0	0.00	0.00	0	0.00
(c)	Bodies Corporate	2	1802202	1802202	5.63	5.63	0	0.00
(d)	Financial Institutions/ Banks	0	0	0	0.00	0.00	0	0.00
(e)	Any others (specify) Directors & their Relatives	3	60	60	0.00	0.00	0	0.00
	<b>Sub Total(A)(1)</b>	<b>5</b>	<b>1802262</b>	<b>1802262</b>	<b>5.63</b>	<b>5.63</b>	<b>0</b>	<b>0.00</b>
<b>2</b>	<b>Foreign</b>							
a	Individuals (Non-Residents Individuals/ Foreign Individuals)	0	0	0	0.00	0.00	0	0.00
b	Bodies Corporate	2	13158134	13158134	41.14	41.14	0	0.00
c	Institutions	0	0	0	0.00	0.00	0	0.00
d	Any others (specify) Directors & their Relatives	2	50138	50138	0.16	0.16	0	0.00
	<b>Sub Total(A)(2)</b>	<b>4</b>	<b>13208272</b>	<b>13208272</b>	<b>41.30</b>	<b>41.30</b>	<b>0</b>	<b>0.00</b>
	<b>Total Shareholding of Promoter and Promoter Group (A)= (A)(1)+(A)(2)</b>	<b>9</b>	<b>15010534</b>	<b>15010534</b>	<b>46.93</b>	<b>46.93</b>	<b>0</b>	<b>0.00</b>



(B)	Public shareholding <sup>3</sup>									
<b>1</b>	<b>Institutions</b>									
(a)	Mutual Funds/ UTI	10	2068103	2046003	6.47	6.47				
(b)	Financial Institutions / Banks	3	7500	0	0.02	0.02				
(c)	Central Government/ State Government(s)	0	0	0	0.00	0.00				
(d)	Venture Capital Funds	0	0	0	0.00	0.00				
(e)	Insurance Companies	0	0	0	0.00	0.00				
(f)	Foreign Institutional Investors	15	123984	108784	0.39	0.39				
(g)	Foreign Venture Capital Investors	0	0	0	0.00	0.00				
(h)	Any Other (specify)	0	0	0	0.00	0.00				
	<b>Sub-Total (B)(1)</b>	<b>28</b>	<b>2199587</b>	<b>2154787</b>	<b>6.88</b>	<b>6.88</b>				
<b>B 2</b>	<b>Non-institutions</b>									
(a)	Bodies Corporate	525	6606059	6592659	20.65	20.65				
(b)	Individuals									
I	Individual shareholders holding nominal share capital up to Rs. 1 lakh.	13377	3513607	3003435	10.99	10.99				
II	Individual shareholders holding nominal share capital in excess of Rs. 1 lakh.	27	757569	757569	2.37	2.37				
(c)	Any Other (specify):									
(c-i)	NRI's	74	3326112	3318012	10.40	10.40				
(c-ii)	OCB's	1	2400	0	0.01	0.01				
(c-iii)	Directors & Relatives	2	3584	3584	0.01	0.01				
(c-iv)	Hindu Undivided Families	409	565148	565148	1.77	1.77				
	<b>Sub-Total (B)(2)</b>	<b>14415</b>	<b>14774479</b>	<b>14240407</b>	<b>46.19</b>	<b>46.19</b>				
<b>(B)</b>	<b>Total Public Shareholding (B)= (B)(1)+(B)(2)</b>	<b>14443</b>	<b>16974066</b>	<b>16395194</b>	<b>53.07</b>	<b>53.07</b>				
	<b>TOTAL (A)+(B)</b>	<b>14452</b>	<b>31984600</b>	<b>31405728</b>	<b>100.00</b>	<b>100.00</b>				
(C)	Shares held by Custodians and against which Depository Receipts have been issued	0	0	0	0.00	0.00				
1	Promoter and Promoter Group	0	0	0	0.00	0.00				
2	Public	0	0	0	0.00	0.00				
	<b>Sub-Total (C)</b>	<b>0</b>	<b>0</b>	<b>0</b>	<b>0.00</b>	<b>0.00</b>				
	<b>GRAND TOTAL (A)+(B)+(C)</b>	<b>14452</b>	<b>31984600</b>	<b>31405728</b>	<b>100.00</b>	<b>100.00</b>				
<b>Sr.No</b>	<b>Notes</b>									
1	For determining public shareholding for the purpose of Clause 40A.									
2	For definitions of "Promoter" and "Promoter Group", refer to Clause 40A									
3	For definitions of "Public Shareholding", refer to Clause 40A.									
4	In B.2(a) above are included 62,100 equity shares in demat form in the name of Polyplex Corporation Limited – Unclaimed Suspense Account, pursuant to Clause 5A(ii) of the Listing Agreement.									

  
 Ashok Kumar Gurnani  
 Company Secretary  
**POLYPLEX CORPORATION LIMITED**



11(i) Statement showing holding of securities (including shares, warrants, convertible securities) of persons belonging to the category "Promoter and Promoter Group".

Sr. No.	Name of the shareholder	Details of Shares held			Encumbered shares (*)			Details of warrants			Details of convertible securities		Total shares (including underlying shares assuming full conversion of warrants and convertible securities) as a % of diluted share capital (XII)
		Number of shares held	As a % of grand total (A)+(B)+(C)	No.	As a percentage (VI)=(V)/(III)* 100	As a % of grand total (A)+(B)+(C) of sub-clause (i)(a)	Number of warrants held	As a % total number of warrants of the same class	Number of convertible securities held	As a % total number of convertible securities of the same class	Total shares (including underlying shares assuming full conversion of warrants and convertible securities) as a % of diluted share capital		
(i)	(ii)	(iii)	(iv)	(v)	(vi)=(v)/(iii)* 100	(vii)	(viii)	(ix)	(x)	(xi)	(xii)		
1	Mahalaxmi Trading & Investment Co. Ltd	7622390	23.83	0	0.00	0.00	0	0	0	0	23.83		
2	Secure Investments Ltd	5535744	17.31	0	0.00	0.00	0	0	0	0	17.31		
3	Sanjiv Santa Investments Pvt. Ltd	1390924	4.35	0	0.00	0.00	0	0	0	0	4.35		
4	Utkarsh Trading & Holdings Ltd	411278	1.29	0	0.00	0.00	0	0	0	0	1.29		
5	Mr. Sanjiv Saraf	46138	0.14	0	0.00	0.00	0	0	0	0	0.14		
6	Mr. Sanjiv Chadha	4000	0.01	0	0.00	0.00	0	0	0	0	0.01		
7	Mr. Narayandas Durgaprasadi Saraf	20	0.00	0	0.00	0.00	0	0	0	0	0.00		
8	Ms. Urmiladevi Narayandas Saraf	20	0.00	0	0.00	0.00	0	0	0	0	0.00		
9	Ms. Sanita Saraf	20	0.00	0	0.00	0.00	0	0	0	0	0.00		
<b>TOTAL</b>		<b>15010534</b>	<b>46.93</b>	<b>0</b>	<b>0.00</b>	<b>0.00</b>	<b>0</b>	<b>0</b>	<b>0</b>	<b>0</b>	<b>46.93</b>		

(\*) The term "encumbrance" has the same meaning as assigned to it in regulation 28(3) of the SAST Regulations, 2011

11(c) (i) Statement showing holding of securities (including shares, warrants, convertible securities) of persons belonging to the category "Public" and holding more than 1% of the total number of shares

Sr. No.	Name of the shareholder	Number of shares held	Shares as a percentage of total number of shares (i.e., Grand Total (A)+(B)+(C) indicated in Statement at para (i)(a) above)	Details of warrants		Details of convertible securities		Total shares (including underlying shares assuming full conversion of warrants and convertible securities) as a % of diluted share capital
				Number of warrants held	As a % total number of warrants of the same class	Number of convertible securities held	% w.r.t total number of convertible securities of the same class	
1	IL & FS Trust Company Limited	4538697	14.19	0	0	0	0	14.19
2	Mr. Ricky Ishwardas Kirpalani	1588981	4.97	0	0	0	0	4.97
3	Mr. Kaswani Hareesh	1554578	4.86	0	0	0	0	4.86
4	ICICI Prudential Tax Plan	1300000	4.06	0	0	0	0	4.06
5	Reliance Capital Trustees Co Ltd A/c Reliance Small Cap Fund	510733	1.60	0	0	0	0	1.60
6	AADI Financial Advisors LLP	496960	1.55	0	0	0	0	1.55
<b>TOTAL</b>		<b>99,89,949</b>	<b>31.23</b>	<b>0</b>	<b>0</b>	<b>0</b>	<b>0</b>	<b>31.23</b>

11(c)(ii) Statement showing holding of securities (including shares, warrants, convertible securities) of persons (together with PAC) belonging to the category "Public" and holding more than 5% of the total number of shares of the company.

Sr. No.	Name(s) of the shareholder(s) and the Persons Acting in Concert (PAC) with them	Number of shares held	Shares as a percentage of total number of shares (i.e., Grand Total (A)+(B)+(C) indicated in Statement at para (i)(a) above)	Details of warrants		Details of convertible securities		Total shares (including underlying shares assuming full conversion of warrants and convertible securities) as a % of diluted share capital
				Number of warrants held	As a % total number of warrants of the same class	Number of convertible securities held	% w.r.t total number of convertible securities of the same class	
1	IL & FS Trust Company Limited & PAC	7849563	24.54	0.00	0.00	0.00	0.00	24.54
<b>Total</b>		<b>7849563</b>	<b>24.54</b>	<b>0.00</b>	<b>0.00</b>	<b>0.00</b>	<b>0.00</b>	<b>24.54</b>

(I)(d) Statement showing details of locked-in shares

Sr. No.	Name of the shareholder	Category of Shareholders	Number of locked-in	Locked-in shares as a percentage of total
	NIL	N. A.	0	0.00
<b>TOTAL</b>			<b>0</b>	<b>0.00</b>

(II)(a) Statement showing details of Depository Receipts (DRs)

Sr. No.	Type of outstanding DR (ADRs, GDRs, SDRs, etc.)	Number of outstanding DRs	Number of shares underlying outstanding DRs	Shares underlying outstanding DRs as a percentage of total number of shares (i.e., Grand Total (A)+(B)+(C) indicated in Statement at para (I)(a) above)
	NIL	NA	NA	0.00
<b>TOTAL</b>		<b>NIL</b>	<b>NIL</b>	<b>0.00</b>

(II)(b) Statement showing Holding of Depository Receipts (DRs), where underlying shares are in excess of 1% of the total number of shares

Sr. No.	Name of the DR Holder	Type of outstanding DR (ADRs, GDRs, SDRs, etc.)	Number of shares underlying outstanding DRs	Shares underlying outstanding DRs as a percentage of total number of shares (i.e., Grand Total (A)+(B)+(C) indicated in Statement at para (I)(a) above)
	NIL	NA	NA	0.00
<b>TOTAL</b>		<b>NIL</b>	<b>NIL</b>	<b>0.00</b>

