

Introductory sub-table (I)(a)

| | | | |
|--|-------------------------------|---|--|
| Name of the Company: Poly Medicare Limited | | | |
| Scrip Code: 531768 | Name of Scrip: POLYMED | Class of Security: Equity | |
| As on: 31.03.2015 | | | |
| Partly paid-up shares:- | | | |
| | No. of partly paid-up shares | As a % of total no. of partly paid-up shares | As a % of total no. of shares of the company |
| Held by promoter/promoter group | 0 | 0 | 0 |
| Held by public | 0 | 0 | 0 |
| Total - D | 0 | 0 | 0 |
| Outstanding convertible securities:- | | | |
| | No. of outstanding securities | As a % of total no. of outstanding convertible securities | As a % of total no. of shares of the company, assuming full conversion of the convertible securities |
| Held by promoter/promoter group | 0 | 0 | 0 |
| Held by public | 0 | 0 | 0 |
| Total - E | 0 | 0 | 0 |
| Warrants:- | | | |
| | No. of warrants | As a % of total no. of warrants | As a % of total no. of shares of the company, assuming full conversion of warrants |
| Held by promoter/promoter group | 0 | 0 | 0 |
| Held by public | 0 | 0 | 0 |
| Total - F | 0 | 0 | 0 |
| Total paid-up capital of the company, assuming full conversion of warrants and convertible securities (Grand Total (A+B+C)+ D+E+F) | 44113440 | | |


Amind



Statement Showing Shareholding Pattern as on 31.03.2015


| Category code | Category of Shareholder | Number of Shareholders | Table (I)(a) | | Total shareholding as a percentage of total number of shares | | Shares Pledged or otherwise encumbered | |
|---------------|---|------------------------|------------------------|--|--|----------------------------|--|-----------------------|
| | | | Total number of shares | Number of shares held in dematerialized form | As a percentage of (A+B) ¹ | As a percentage of (A+B+C) | Number of shares | As a percentage |
| | | | | | | | | |
| (I) | (II) | (III) | (IV) | (V) | (VI) | (VII) | (VIII) | (IX)= (VIII)/(IV)*100 |
| (A) | Shareholding of Promoter and Promoter Group | | | | | | | |
| 1 | Indian | | | | | | | |
| (a) | Individuals/ Hindu Undivided Family | 15 | 17888704 | 17888704 | 40.55 | 40.55 | 0 | 0.00 |
| (b) | Central Government/ State Government(s) | 0 | 0 | 0 | 0.00 | 0.00 | 0 | 0 |
| (c) | Bodies Corporate | 2 | 3448572 | 3448572 | 7.82 | 7.82 | 0 | 0 |
| (d) | Financial Institutions/ Banks | 0 | 0 | 0 | 0.00 | 0.00 | 0 | 0 |
| (e) | Any Others(Specify) | 0 | 0 | 0 | 0.00 | 0.00 | 0 | 0 |
| | Sub Total(A)(1) | 17 | 21337276 | 21337276 | 48.37 | 48.37 | 0 | 0.00 |
| 2 | Foreign | | | | | | | |
| a | Individuals (Non-Residents Individuals/Foreign Individuals) | 2 | 113600 | 113600 | 0.258 | 0.258 | 0 | 0 |
| b | Bodies Corporate | 0 | 0 | 0 | 0.00 | 0.00 | 0 | 0 |
| c | Institutions | 0 | 0 | 0 | 0.00 | 0.00 | 0 | 0 |
| d | Any Others(Specify) | 0 | 0 | 0 | 0.00 | 0.00 | 0 | 0 |
| | Sub Total(A)(2) | 2 | 113600 | 113600 | 0.258 | 0.258 | 0 | 0 |
| | Total Shareholding of Promoter and Promoter Group (A)= (A)(1)+(A)(2) | 19 | 21450876 | 21450876 | 48.63 | 48.63 | 0 | 0.00 |
| (B) | Public shareholding | | | | | | | |
| 1 | Institutions | | | | | | | |
| (a) | Mutual Funds/ UTI | 0 | 0 | 0 | 0.00 | 0.00 | N.A | N.A |
| (b) | Financial Institutions / Banks | 2 | 10349 | 10349 | 0.02 | 0.02 | N.A | N.A |
| (c) | Central Government/ State Government(s) | 0 | 0 | 0 | 0.00 | 0.00 | N.A | N.A |
| (d) | Venture Capital Funds | 0 | 0 | 0 | 0.00 | 0.00 | N.A | N.A |
| (e) | Insurance Companies | 0 | 0 | 0 | 0.00 | 0.00 | N.A | N.A |
| (f) | Foreign Institutional Investors | 13 | 3154665 | 3154665 | 7.15 | 7.15 | N.A | N.A |
| (g) | Foreign Venture Capital Investors | 0 | 0 | 0 | 0.00 | 0.00 | N.A | N.A |
| (h) | Any Other (specify) | 0 | 0 | 0 | 0.00 | 0.00 | N.A | N.A |
| | Sub-Total (B)(1) | 15 | 3165014 | 3165014 | 7.17 | 7.17 | N.A | N.A |
| B 2 | Non-institutions | | | | | | | |
| (a) | Bodies Corporate | 128 | 14318995 | 14318995 | 32.46 | 32.46 | N.A | N.A |
| (b) | Individuals | | | | | | | |
| I | Individuals -i. Individual shareholders holding nominal share capital up to Rs 1 lakh | 2973 | 1482618 | 1246150 | 3.36 | 3.36 | N.A | N.A |
| II | ii. Individual shareholders holding nominal share capital in excess of Rs. 1 lakh. | 64 | 3347173 | 3219173 | 7.58 | 7.58 | NA | NA |
| (c) | Any Other (specify) | | | | | | | |
| (c-i) | Clearing Members | 27 | 38259 | 38259 | 0.87 | 0.87 | N.A | N.A |
| (c-ii) | NRI/OCB | 98 | 310505 | 256105 | 0.7 | 0.7 | N.A | N.A |
| | Sub-Total (B)(2) | 3290 | 19497550 | 19078682 | 44.2 | 44.2 | N.A | N.A |
| (B) | Total Public Shareholding (B)= (B)(1)+(B)(2) | 3305 | 22662564 | 22243696 | 51.37 | 51.37 | N.A | N.A |
| (C) | Shares held by Custodians and against which Depository Receipts have been issued | | | | | | | |
| 1 | Promoter and Promoter Group | 0 | 0 | 0 | 0 | 0.00 | N.A | N.A |
| 2 | Public | 0 | 0 | 0 | 0 | 0.00 | N.A | N.A |
| | Sub-Total (C) | 0 | 0 | 0 | 0 | 0 | N.A | N.A |
| | GRAND TOTAL (A)+(B)+(C) | 3324 | 44113440 | 43694572 | 100.00 | 100.00 | 0 | 0.00 |

Quinal



(1)(b) Statement showing Shareholding of persons belonging to the category
"Promoter and Promoter Group"

| Sr. No. | Name of the shareholder | Total shares held | | Encumbered Shares | | | Details of Warrants | | Details of Convertible Securities | | Total Shares (Including underlying shares assuming full conversion of warrants and convertible securities) as a % of diluted share capital |
|---------|-------------------------|-------------------|-----------------------------------|-------------------|--------------------|--|-------------------------|--|---------------------------------------|---|--|
| | | Number of shares | As a % of grand total (A)+(B)+(C) | Number | As a percentage | As a % of grand total (A)+(B)+(C) of sub-clause (I)(a) | Number of warrants held | As a % total numbers of warrants of the same class | Number of Convertible securities held | As a % total number of convertible securities of the same class | |
| (i) | (ii) | (iii) | (iv) | (v) | (vi)=(v)/(iii)*100 | (vii) | (viii) | (ix) | (x) | (xi) | (xii) |
| 1 | HIMANSHU BAID | 1919600 | 4.35 | 0 | 0.00 | 0.00 | | | | | 4.35 |
| 2 | MADHU KOTHARI | 85600 | 0.19 | 0 | 0.00 | 0.00 | | | | | 0.19 |
| 3 | VCB TRADING PVT LTD | 1820572 | 4.13 | 0 | 0.00 | 0.00 | | | | | 4.13 |
| 4 | JAI POLYPAN PVT LTD | 1628000 | 3.69 | 0 | 0.00 | 0.00 | | | | | 3.69 |
| 5 | ARHAM BAID | 140000 | 0.32 | 0 | 0.00 | 0.00 | | | | | 0.32 |
| 6 | AARYAMAN BAID | 140000 | 0.32 | 0 | 0.00 | 0.00 | | | | | 0.32 |
| 7 | DHRUV BAID | 180000 | 0.41 | 0 | 0.00 | 0.00 | | | | | 0.41 |
| 8 | NEHA BAID | 512000 | 1.16 | 0 | 0.00 | 0.00 | | | | | 1.16 |
| 9 | SHAILEY BAID | 594000 | 1.347 | 0 | 0.00 | 0.00 | | | | | 1.347 |
| 10 | HIMANSHU BAID | 4037312 | 9.152 | 0 | 0.00 | 0.00 | | | | | 9.152 |
| 11 | VISHAL BAID | 828680 | 1.88 | 0 | 0.00 | 0.00 | | | | | 1.88 |
| 12 | RISHI BAID | 4913024 | 11.14 | 0 | 0.00 | 0.00 | | | | | 11.14 |
| 13 | BHUPENDRA RAJ MEHTA | 800 | 0.002 | 0 | 0.00 | 0.00 | | | | | 0.002 |
| 14 | JUGAL KISHORE BAID | 1139688 | 2.58 | 0 | 0.00 | 0.00 | | | | | 2.58 |
| 15 | MUKULIKA BAID | 1531200 | 3.47 | 0 | 0.00 | 0.00 | | | | | 3.47 |
| 16 | PANKAJ JAIN | 1600 | 0.004 | 0 | 0.00 | 0.00 | | | | | 0.004 |
| 17 | RISHI BAID | 1390000 | 3.15 | 0 | 0.00 | 0.00 | | | | | 3.15 |
| 18 | SHIREEN BAID | 560800 | 1.27 | 0 | 0.00 | 0.00 | | | | | 1.27 |
| 19 | VINAY KOTHARI | 28000 | 0.06 | 0 | 0.00 | 0.00 | | | | | 0.06 |
| | | 21450876 | 48.63 | 0 | 0.00 | 0.00 | | | | | 48.63 |

Aminal


(l) (c) (i) Statement showing holding of securities (including shares, warrants, convertible securities) of persons belonging to the category "Public" and holding more than 1% of the total number of shares

| Sr. No. | Name of the shareholder | Number of shares | Shares as a percentage of total number of shares {i.e., Grand Total (A)+(B)+(C) indicated in Statement at para (l)(a) above} | Details of warrants | | Details of convertible securities | | Total shares (including underlying shares assuming full conversion of warrants and convertible securities) as a % of diluted share capital |
|---------|--------------------------------|------------------|--|-------------------------|---|---------------------------------------|--|--|
| | | | | Number of Warrants held | As a % total number of warrants of the same class | Number of convertible securities held | % w.r.t total number of convertible securities of the same class | |
| 1 | KJMC FINANCIAL SERVICES LTD | 613083 | 1.39 | | | | | 1.39 |
| 2 | ALLEGY FINLEASE PVT LTD | 6181593 | 14.01 | | | | | 14.01 |
| 3 | PENTAGON BUILDERS PVT LTD | 453188 | 1.03 | | | | | 1.03 |
| 4 | BS TRADE INVEST PVT LTD | 4202094 | 9.53 | | | | | 9.53 |
| 5 | SACHCHIYA ENTERPRISES PVT LTD | 1540592 | 3.49 | | | | | 3.49 |
| 6 | MATTHEWS INDIA FUND | 1916830 | 4.35 | | | | | 4.35 |
| 7 | EM RESURGENT FUND | 880456 | 2.00 | | | | | 2.00 |
| 8 | DINERO WEALTH ADVISORS PVT LTD | 689290 | 1.56 | | | | | 1.56 |
| | Total | 16477126 | 37.35 | | | | | 37.35 |

Annexed 

(I) (c) (ii) Statement showing holding of securities (including shares, warrants, convertible securities) of persons (together with PAC) belonging to the category "Public" and holding more than 5% of the total number of shares

| Sr. No. | Name of the shareholder | Number of shares | Shares as a percentage of total number of shares {i.e., Grand Total (A)+(B)+(C) indicated in Statement at para (I)(a) above} | Details of warrants | | Details of convertible securities | | Total shares (including underlying shares assuming full conversion of warrants and convertible securities) as a % of diluted share capital |
|---------|----------------------------|------------------|--|-------------------------|---|---------------------------------------|--|--|
| | | | | Number of Warrants held | As a % total number of warrants of the same class | Number of convertible securities held | % w.r.t total number of convertible securities of the same class | |
| 1 | ALLEGHENY FINLEASE PVT LTD | 6181593 | 14.013 | | | | | 14.04 |
| 2 | BS TRADE INVEST PVT LTD | 4202094 | 9.526 | | | | | 10.29 |
| | Total | 10383687 | 23.539 | | | | | 24.33 |

Original 

(I)(d) Statement showing details of locked-in shares

| Sr. No. | Name of the shareholder | Number of locked-in shares | Locked-in shares as a percentage of total number of shares {i.e., Grand Total (A)+(B)+(C) indicated in Statement at para (I)(a) above} | Promoter/Promoter Group/Public |
|---------|-------------------------|----------------------------|--|--------------------------------|
| | NIL | NIL | NIL | NIL |
| | NIL | NIL | NIL | NIL |

Quinal 

(II)(a) Statement showing details of Depository Receipts (DRs)

| Sr. No. | Type of outstanding DR (ADRs, GDRs, SDRs, etc.) | Number of outstanding DRs | Number of shares underlying outstanding DRs | Shares underlying outstanding DRs as a percentage of total number of shares (i.e., Grand Total (A)+(B)+(C) indicated in |
|--------------|---|---------------------------|---|---|
| | NIL | NIL | NIL | NIL |
| TOTAL | | 0 | 0 | |

Quined



(II)(b) Statement showing holding of Depository Receipts (DRs), where underlying shares held by "promoter/promoter group" are in excess of 1% of the total number of shares

| Sr. No. | Name of the DR Holder | Type of outstanding DR (ADRs, GDRs, SDRs, etc.) | Number of shares underlying outstanding DRs | Shares underlying outstanding DRs as a percentage of total number of shares (i.e., Grand Total (A)+(B)+(C) indicated in Statement at |
|--------------|-----------------------|---|---|--|
| | NIL | NIL | NIL | NIL |
| TOTAL | | | 0 | 0 |


Original



(III) (a) Statement showing the voting pattern of shareholders, if more than one class of shares/securities is issued by the issuer

| Category | Category of shareholder | Number of Voting Rights held in each class of securities | | | Total Voting Rights | Total Voting Rights (VI) | |
|----------|---|--|-------|-------|---------------------|--------------------------|----------------------------|
| | | Class | Class | Class | | As a percentage of (A+B) | As a percentage of (A+B+C) |
| (I) | (II) | (III) | (IV) | (V) | (III +IV +V) | (VII) | (VIII) |
| (A) | Promoter and Promoter Group | | | | | | |
| (1) | Indjan | | | | | | |
| (a) | Individuals/Hindu Undivided Family | | | | | | |
| (b) | Central Government/State | | | | | | |
| (c) | Body Corporate | | | | | | |
| (d) | Financial Institutions/Banks | | | | | | |
| (e) | Any other (specify) | | | | | | |
| | Sub Total (A) (1) | Nil | Nil | Nil | Nil | Nil | Nil |
| (2) | Foreign | | | | | | |
| (a) | Individuals/Hindu Undivided Family | | | | | | |
| (b) | Body Corporate | | | | | | |
| (c) | Institutions | | | | | | |
| (d) | Any other (specify) | | | | | | |
| | Sub Total (A) (2) | Nil | Nil | Nil | Nil | Nil | Nil |
| (B) | Public Shareholding | | | | | | |
| (1) | Institutions | | | | | | |
| (a) | Mutual Funds/UTI | | | | | | |
| (b) | Financial Institutions/Banks | | | | | | |
| (c) | Central Government/State | | | | | | |
| (d) | Venture Capital Funds | | | | | | |
| (e) | Insurance Companies | | | | | | |
| (f) | Foregin Institutional Investors | | | | | | |
| (g) | Foregin Venture Capital Investors | | | | | | |
| (h) | Any other (specify) | | | | | | |
| | Sub-Total (B) (1) | Nil | Nil | Nil | Nil | Nil | Nil |
| (2) | Non-Institutions | | | | | | |
| (a) | Body Corporate | | | | | | |
| (b) | Individuals- i Individual Shareholders holding nominal share capital up to Rs. 1 Lakh. ii Individual Shareholders holding nominal share capital in excess of Rs. 1 Lakh | | | | | | |
| (c) | Any other (specify) | | | | | | |
| | Sub-Total (B) (2) | Nil | Nil | Nil | Nil | Nil | Nil |
| | Total Public Shareholding (B)=(B) (1)+ (B) (2) | | | | | | |
| | TOTAL (A) + (B) | | | | | | |
| (C) | Shares held by Custodians and against which Depository Receipts have been issued | | | | | | |
| | GRAND TOTAL (A) + (B)+ (C) | Nil | Nil | Nil | Nil | Nil | Nil |

Original



| Sr.No | Notes |
|-------|-------|
| 1 | |
| 2 | |
| 3 | |
| 4 | |
| 5 | |
| 6 | |
| 7 | |
| 8 | |
| 9 | |

Aminal

