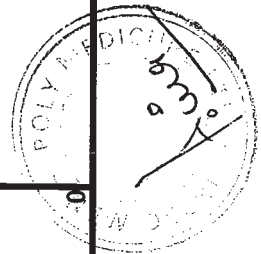



**Introductory sub-table (I)(a)**

<b>Name of the Company: Poly Medicare Limited</b>			
<b>Scrip Code, Name of the Scrip, class of security: 531768: Equity Shares</b>			
<b>Quarter ended: 30-June-2014</b>			
<b>Partly paid-up shares:-</b>	<b>No. of partly paid-up shares</b>	<b>As a % of total no. of partly paid-up shares</b>	<b>As a % of total no. of shares of the company</b>
Held by promoter/promoter group	0		0
Held by public	0		0
	0		0
<b>Total - D</b>	<b>0</b>		<b>0</b>
<b>Outstanding convertible securities:-</b>	<b>No. of outstanding securities</b>	<b>As a % of total no. of outstanding convertible securities</b>	<b>As a % of total no. of shares of the company, assuming full conversion of the convertible securities</b>
Held by promoter/promoter group	0		0
Held by public	0		0
	0		0
<b>Total - E</b>	<b>0</b>		<b>0</b>
<b>Warrants:-</b>	<b>No. of warrants</b>	<b>As a % of total no. of warrants</b>	<b>As a % of total no. of shares of the company, assuming full conversion of warrants</b>
Held by promoter/promoter group	0		0
Held by public	0		0
	0		0
<b>Total - F</b>	<b>0</b>		<b>0</b>
<b>Total paid-up capital of the company, assuming full conversion of warrants and convertible securities (Grand Total (A+B+C)+ D+E+F)</b>	<b>22033211</b>		<b>100</b>



**Statement Showing Shareholding Pattern as on 31st March, 2014**

Category code	Category of Shareholder	Table (D)(a)				Shares Pledged or otherwise encumbered		
		Number of Shareholders	Total number of shares	Number of shares held in dematerialized form	Total shareholding as a percentage of total number of shares	Number of shares	As a percentage	(IX) = (VIII)/(IV) * 100
(I)	(II)	(III)	(IV)	(V)	(VI)	(VII)	(VIII)	(IX)
(A)	Shareholding of Promoter and							
1	Indian							
(a)	Individuals/ Hindu Undivided Family	15	8944352	8944352	40.59	40.59	0.00	0.00
(b)	Central Government/ State Government(s)	0	0	0	0.00	0.00	0.00	0.00
(c)	Bodies Corporate	2	1724286	1724286	7.83	7.83	0.00	0.00
(d)	Financial Institutions/ Banks	0	0	0	0.00	0.00	0.00	0.00
(e)	Any Others(Specify)	0	0	0	0.00	0.00	0.00	0.00
	<b>Sub Total(A)(1)</b>	<b>17</b>	<b>10668638</b>	<b>10668638</b>	<b>48.42</b>	<b>48.42</b>	<b>0.00</b>	<b>0.00</b>
2	Foreign							
a	Individuals (Non-Residents)							
	Individuals/ Foreign Individuals)	2	56800	56800	0.26	0.26	0.00	0.00
b	Bodies Corporate	0	0	0	0.00	0.00	0.00	0.00
c	Institutions	0	0	0	0.00	0.00	0.00	0.00
d	Any Others(Specify)	0	0	0	0.00	0.00	0.00	0.00
	<b>Sub Total(A)(2)</b>	<b>2</b>	<b>56800</b>	<b>56800</b>	<b>0.26</b>	<b>0.26</b>	<b>0.00</b>	<b>0.00</b>
	<b>Total Shareholding of Promoter and Promoter Group (A)= (A)(1)+(A)(2)</b>	<b>19</b>	<b>10725438</b>	<b>10725438</b>	<b>48.68</b>	<b>48.68</b>	<b>0.00</b>	<b>0.00</b>
(B)	Public shareholding							
1	Institutions							
(a)	Mutual Funds/ UTI	0	0	0	0.00	0.00	0.00	0.00
(b)	Financial Institutions /Banks	1	210	210	0.00	0.00	0.00	0.00



(c)	Central Government/ State Government(s)	0	0	0	0	0.00	0.00	0.00	0.00	0.00
(d)	Venture Capital Funds	0	0	0	0	0.00	0.00	0.00	0.00	0.00
(e)	Insurance Companies	0	0	0	0	0.00	0.00	0.00	0.00	0.00
(f)	Foreign Institutional Investors	6	117436	117436	117436	0.53	0.53	0.00	0.00	0.00
(g)	Foreign Venture Capital Investors	0	0	0	0	0.00	0.00	0.00	0.00	0.00
(h)	Any Other (specify)	0	0	0	0	0.00	0.00	0.00	0.00	0.00
	<b>Sub-Total (B)(1)</b>	<b>7</b>	<b>117646</b>	<b>117646</b>	<b>117646</b>	<b>0.53</b>	<b>0.53</b>	<b>0.00</b>	<b>0.00</b>	<b>0.00</b>
<b>B 2</b>	<b>Non-Institutions</b>									
(a)	Bodies Corporate	108	7426857	7426857	7426857	33.71	33.71	0.00	0.00	0.00
(b)	Individuals									
I	Individuals -i. Individual shareholders holding nominal share capital up to Rs 1 lakh	2335	1020479	844057	844057	4.63	4.63	0.00	0.00	0.00
II	ii. Individual shareholders holding nominal share capital in excess of Rs. 1 lakh.	44	2565743	2535343	2535343	11.65	11.65	0.00	0.00	0.00
(c)	Any Other (specify) Non-Resident Indian/OCB	73	165904	138704	138704	0.75	0.75	0.00	0.00	0.00
(c-1)	Any Other (specify) (Clearing Members)	28	11144	11144	11144	0.05	0.05	0.00	0.00	0.00
	<b>Sub-Total (B)(2)</b>	<b>2588</b>	<b>11190127</b>	<b>10956105</b>	<b>10956105</b>	<b>50.79</b>	<b>50.79</b>	<b>0.00</b>	<b>0.00</b>	<b>0.00</b>
(B)	<b>Total Public Shareholding (B)= (B)(1)+(B)(2)</b>	<b>2595</b>	<b>11307773</b>	<b>11073751</b>	<b>11073751</b>	<b>51.32</b>	<b>51.32</b>	<b>0.00</b>	<b>0.00</b>	<b>0.00</b>
	<b>TOTAL (A)+(B)</b>	<b>2614</b>	<b>22033211</b>	<b>21799189</b>	<b>21799189</b>	<b>100.00</b>	<b>100.00</b>	<b>0.00</b>	<b>0.00</b>	<b>0.00</b>
(C)	Shares held by Custodians and against which Depository Receipts have been issued									
1	Promoter and Promoter Group	0	0	0	0	0.00	0.00	0.00	0.00	0.00
2	Public	0	0	0	0	0.00	0.00	0.00	0.00	0.00
	<b>Sub-Total (C)</b>	<b>0</b>	<b>0</b>	<b>0</b>	<b>0</b>	<b>0</b>	<b>0</b>	<b>0.00</b>	<b>0.00</b>	<b>0.00</b>
	<b>GRAND TOTAL (A)+(B)+(C)</b>	<b>2614</b>	<b>22033211</b>	<b>21799189</b>	<b>21799189</b>	<b>100</b>	<b>100.00</b>	<b>0.00</b>	<b>0.00</b>	<b>0.00</b>

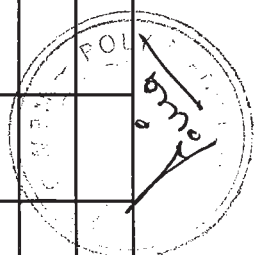


Poly Medicare Limited


(I)(b) STATEMENT SHOWING SHAREHOLDING OF PERSONS BELONGING TO THE CATEGORY

'PROMOTOR' 30/06/2014

Sr. No.	FOLIO No.	DPID-CLID	NAME OF THE SHAREHOLDER	TOTAL SHARES HELD	SHARES OTHERWISE ENCUMBERED	PLEDGED OR	DETAILS OF WARRANTS	DETAILS OF CONVERTIBLE SECURITIES	TOTAL SHARES (INCLUDING UNDERLYING SHARES ASSUMING FULL CONVERSION OF WARRANTS AND CONVERTIBLE SECURITIES AS A % OF DILUTED SHARE CAPITAL		
(I)	(II)	(III)	(IV)	(V)	(VI)=V/III* 100	(VII)	(VIII)	(IX)	(X)	(XI)	(XII)
			AS A % OF GRAND TOTAL (A+B+C)	NUMBER	AS A % OF GRAND TOTAL (A+B+C) OF SUB-CLAUSE (I)(a)	AS A % OF GRAND TOTAL (A+B+C)	NUMBER OF WARRANTS HELD	AS A % TOTAL NUMBER OF WARRANTS OF THE SAME CLASS	NUMBER OF CONVERTIBLE SECURITIES HELD	AS A % TOTAL NUMBER OF CONVERTIBLE SECURITIES OF THE	
				959800	0	4.356	0				959800
1		IN30133018259445	HIMANSHU BAID	42800	0	0.194	0				42800
2		IN30226914257265	MADHU KOTHARI	910286	0	4.131	0				910286
3		IN30133020010127	VCB TRADING PVT LTD	814000	0	3.694	0				814000
4		IN30116030257895	JAI POLYPAN PVT. LTD.	70000	0	0.318	0				70000
5		IN30088814769305	ARHAM BAID	70000	0	0.318	0				70000
6		IN30088814759894	AARYAMAN BAID	90000	0	0.408	0				90000
7		IN30088814759917	DHRUV BAID	256000	0	1.162	0				256000
8		IN30088814769258	NEHA BAID								




9	IN30088814790878	SHAILEY BAID	297000	1.348	0	0	0	0	0	0	297000
10	IN30088814759909	HIMANSHU BAID	2018656	9.162	0	0	0	0	0	0	2018656
11	IN30088814790685	VISHAL BAID	414340	1.881	0	0	0	0	0	0	414340
12	IN30088814769292	RISHI BAID	2456512	11.149	0	0	0	0	0	0	2456512
13	IN30116030459128	BHUPENDRA RAJ MEHTA	400	0.002	0	0	0	0	0	0	400
14	IN30116030258082	JUGAL KISHORE BAID	569844	2.586	0	0	0	0	0	0	569844
15	IN30088814951147	SMT.MUKULIKA BAID	765600	3.475	0	0	0	0	0	0	765600
16	IN30116030459152	PANKAJ JAIN	800	0.004	0	0	0	0	0	0	800
17	IN30133018259453	RISHI BAID	695000	3.154	0	0	0	0	0	0	695000
18	IN30088814769283	SHIREEN BAID	280400	1.273	0	0	0	0	0	0	280400
19	IN30226914265659	VINAY KOTHARI	14000	0.054	0	0	0	0	0	0	14000
<b>TOTAL</b>			<b>10725438</b>	<b>48.679</b>	<b>0</b>	<b>0</b>	<b>0</b>	<b>0</b>	<b>0</b>	<b>0</b>	<b>10725438</b>



**(D)(c) Statement showing Shareholding of persons belonging to the category "Public" and holding more than 1% of the total number of shares**

Sr. No	Name of the Shareholder	Number of shares	Shares as a percentage of total number of shares {i.e., Grand Total (A)+(B)+(C) indicated in Statement at para (D)(a) above}
1	Allegeny Finlease Pvt. Ltd.	3142339	14.26
2	BS Trade Invest Pvt. Ltd.	2397560	10.88
3	Vision Millennium Export Pvt. Ltd.	267106	1.21
4	Sachchiya Enterprises Pvt. Ltd.	817596	3.71
5	KJMC Financial Services Ltd.	275959	1.25
6	Pentagon Builders Private Limited	240550	1.09
	<b>TOTAL</b>	<b>7141110</b>	<b>32.41</b>



(D)(c) Statement showing Shareholding of persons belonging to the category "Public" and holding more than 5% of the total number of shares

Sr. No.	Name of the shareholders	Number of shares	Shares as a percentage of total number of shares (i.e., Grand Total (A)+(B)+(C) indicated in Statement at para (D)(a) above)
1	Allegeny Finlease Pvt. Ltd.	3142339	14.26
2	BS Trade Invest Pvt. Ltd.	2397560	10.88
	<b>TOTAL</b>	<b>5539899</b>	<b>25.14</b>







**(II)(a) Statement showing details of Depository Receipts (DRs)**

Sr. No.	Type of outstanding DR (ADRs, GDRs, SDRs, etc.)	Number of outstanding DRs	Number of shares underlying outstanding DRs	Shares underlying outstanding DRs as a percentage of total number of shares {i.e., Grand Total (A)+(B)+(C) indicated in Statement at para (D)(a) above}
1			Not Applicable	
2				
1				0.00
2				0.00

**(II)(b) Statement showing holding of Depository Receipts (DRs), where underlying shares held by "promoter/promoter group" are in excess of 1% of the total number of shares**

Sr. No.	Name of the DR Holder	Type of outstanding DR (ADRs, GDRs, SDRs, etc.)	Number of shares underlying outstanding DRs	Shares underlying outstanding DRs as a percentage of total number of shares {i.e., Grand Total (A)+(B)+(C) indicated in Statement at para (D)(a) above}
1			Not Applicable	
2				
3				
4				0.00



**(D)(d) Statement showing details of locked-in shares**

Sr. No.	Name of the shareholder	Number of locked-in shares	Locked-in shares as a percentage of total number of shares {i.e., Grand Total (A)+(B)+(C) indicated in Statement at para (I) (a) above}
1	NIL		0.00
2			0.00
3			0.00
4			0.00
5			0.00
	<b>TOTAL</b>	<b>0</b>	<b>0.00</b>

