




(1) (a) Statement showing Shareholding Pattern

Name of the Company: Pix Transmissions Limited		PIX TRANSMISSIONS LIMITED		
Scrip Code, Name of the scrip, class of security:		BSE-500333	NSE-	
Quarter ended:		31.03.2015		
	Partly paid-up shares:-	No. of partly paid-up shares	As a % of total no. of partly paid-up shares	As a % of total no. of shares of the company
Held by Promoter / Promoter Group		0	0.00	0.00
Held by public		0	0.00	0.00
Total		0	0.00	0.00
	Outstanding convertible securities:-	No. of outstanding securities	As a % of total No. of outstanding convertible securities	As a % of total no. of shares of the company, assuming full conversion of the convertible securities
Held by Promoter / Promoter Group		0	0.00	0.00
Held by public		0	0.00	0.00
Total		0	0.00	0.00
	Warrants:-	No. of warrants	As a % of total no. of warrants	As a % of total no. of shares of the company, assuming full conversion of warrants
Held by Promoter / Promoter Group		0	0.00	0.00
Held by public		0	0.00	0.00
Total		0	0.00	0.00
Total paid-up capital of the company assuming full conversion of warrants and convertible securities		13625200		






Category Code	Category of shareholder	Number of shareholders	Total number of shares	Number of shares held in dematerialised form	Total shareholding as a		Shares pledged or otherwise encumbered	As a percentage (IX) = (VIII)/(V)*100
					As a percentage of (A+B) (VI)	As a percentage of (A+B+C) (VII)		
(I)	Promoter and Promoter Group	(III)	(IV)	(V)	(VI)	(VII)	(VIII)	(IX)
(A)	Indian							
1	Individuals/Hindu Undivided Family	10	8248102	8248102	60.54	60.54	0	0.00
(b)	Central Government/State Government(s)	0	0	0	0.00	0.00	0	0.00
(c)	Bodies Corporate	0	0	0	0.00	0.00	0	0.00
(d)	Financial Institutions / Banks	0	0	0	0.00	0.00	0	0.00
(e)	Any Other (specify)	0	0	0	0.00	0.00	0	0.00
	Sub Total (A)(1)	10	8248102	8248102	60.54	60.54	0	0.00
2	Foreign							
(a)	Individuals (Non-Resident Individuals/Foreign Individuals)	0	0	0	0.00	0.00	0	0.00
(b)	Bodies Corporate	0	0	0	0.00	0.00	0	0.00
(c)	Institutions	0	0	0	0.00	0.00	0	0.00
(d)	Qualified Foreign Investors	0	0	0	0.00	0.00	0	0.00
(e)	Any Other (specify)	0	0	0	0.00	0.00	0	0.00
	Sub Total (A)(2)	0	0	0	0.00	0.00	0	0.00
	Total Shareholding of Promoter and Promoter Group (A)=(A)(1)+(A)(2)	10	8248102	8248102	60.54	60.54	0	0.00
(B)	Public shareholding							
1	Institutions							
(a)	Mutual Funds/UTI	0	0	0	0.00	0.00	0.00	0.00
(b)	Financial Institutions / Banks	3	2400	0	0.02	0.02	0.00	0.02
(c)	Central Government/State Government(s)	0	0	0	0.00	0.00	0.00	0.00
(d)	Venture Capital Funds	0	0	0	0.00	0.00	0.00	0.00
(e)	Insurance Companies	0	0	0	0.00	0.00	0.00	0.00
(f)	Foreign Institutional Investors	0	0	0	0.00	0.00	0.00	0.00
(g)	Foreign Venture Capital Investors	0	0	0	0.00	0.00	0.00	0.00
(h)	Qualified Foreign Investors	0	0	0	0.00	0.00	0.00	0.00
(i)	Any Other (specify)	0	0	0	0.00	0.00	0.00	0.00
	Sub Total (B) (1)	3	2400	0	0.02	0.02	0.00	0.00
2	Non-institutions							
(a)	Bodies Corporate	183	936157	919057	6.87	6.87	370100	39.53
(b) (i)	Individuals - shareholders holding nominal share capital up to Rs 1 Lakh	16778	3164431	2037321	23.22	23.22	-	-
(ii)	Individual shareholders holding nominal share capital in excess of Rs. 1 Lakh	28	1009751	1009751	7.41	7.41	-	-




Category code	Category of shareholder	Number of shareholders	Total number of shares	Number of shares held in dematerialised form	Total shareholding as a		Shares pledged or otherwise encumbered	As a percentage (IX) = (VII)/(V)*100
					As a percentage of (A+B) (VI)	percentage of (A+B+C) (VII)		
(I)	Qualified Foreign Investors (III)	0	(IV)	(V)	(VI)	(VII)	(VIII)	
(c)	Any Other	0	0	0	0.00	0.00	-	-
(d)	Non Resident Indians (Repat)	27	37880	37880	0.28	0.28	-	-
i	Non Resident Indians (Non Repat)	14	12100	12100	0.09	0.09	-	-
ii	Market Maker	3	1326	1326	0.01	0.01	-	-
iii	Clearing Member	40	33712	33712	0.25	0.25	-	-
iv	Directors / Relatives	3	174415	174340	1.28	1.28	-	-
v	Hindu Undivided Family	7	2326	2326	0.02	0.02	-	-
vi	Overseas Bodies Corporates	1	2600	0	0.02	0.02	-	-
vii	Sub Total (B)(2)	17084	5374698	4227813	39.45	39.45	370100	6.89
	Total Public Shareholding Public Group (B)=(B)(1)+(B)(2)	17087	5377098	4227813	39.46	39.46	370100	6.88
	Total (A)+(B)	17097	13625200	12475915	100.00	100.00	370100	2.72
(C)	Shares held by custodians and against which Depository Receipts have been issued							
i	Promoter and Promoter group	0	0	0	0.00	0.00	0	0.00
ii	Public	0	0	0	0.00	0.00	0	0.00
	Sub Total (C)	0	0	0	0	0	0	0
	GRAND TOTAL (A)+(B)+(C)	17097	13625200	12475915	100.00	100.00	370100	2.72



(1)(b) Statement showing holding of securities (including shares, warrants, convertible securities) of persons belonging to the category "Promoter and Promoter Group"

Sr. No.	Name of the shareholder	Details of Shares held			Encumbered shares			Details of warrants		Details of convertible securities		Total shares (including underlying shares assuming full conversion of warrants and convertible securities) as a % of diluted share capital
		Number of shares held	As a % of grand total (A)+(B)+(C)	No.	As a percentage (VI)=(V)/III I*100	As a % of grand total of sub-clause (I)(a) (A)+(B)+(C)	Number of warrants held	As a % total number of warrants of the same class	Number of convertible securities held	As a % total number of convertible securities of the same class		
(I)	(II)	(III)	(IV)	(V)	(VI)	(VII)	(VIII)	(IX)	(X)	(XI)	(XII)	
1	SONEPAL SINGH SETHI AACPS1911I	1498295	10.9965	0	0.00	0.00						
2	SINGH RSHIPAL SETHI ALGFS6579K	1154807	8.4755	0	0.00	0.00						
3	AMARPAL SINGH SETHI AACPS1910K	1008325	7.4004	0	0.00	0.00						
	KARANPAL SETHI AZAFS2423E	961360	7.0557	0	0.00	0.00						
	NIRMAL SETHI AAMFS3994B	959212	7.0409	0	0.00	0.00						
	SUKHPAL SINGH SETHI AACPS1909C	853645	6.2652	0	0.00	0.00						
	INDERJEET SETHI AAMFS3995A	841901	6.1790	0	0.00	0.00						
	DAYINDER SETHI AAMFS3992H	654057	4.8003	0	0.00	0.00						
	KAMALPREET SETHI AAMFS3993G	222700	1.6345	0	0.00	0.00						
	SABA SETHI AZAFS2424D	93800	0.6884	0	0.00	0.00						
	TOTAL	8248102	60.5356	0	0.00	0.00						




(1)(c)(i) Statement showing holding of securities (including shares, warrants, convertible securities) of persons belonging to the category "Public" and holding more than 1% of the total number of shares


Sr. No.	Name of the shareholder	Number of shares held	Shares as a percentage of total number of shares i.e., Grand Total (A)+(B)+(C) indicated in Statement at para (1)(a) above)	Details of warrants		Details of convertible securities		Total shares (including underlying shares assuming full conversion of warrants and convertible securities) as a % of diluted share capital
				Number of warrants held	As a % total number of warrants of the same class	Number of convertible securities held	% w.r.t total number of convertible securities of the same class	
1	ARCADIA SHARE & STOCK BROKERS PVT. LTD AAACA4562G	375490	2.76					
2	RAYOG SHARE AND STOCK BROKERS LTD	295303	2.17					
3	SHASHANK S KHADKE	162857	1.20					
4	SHIRLEY PAUL	151515	1.11					
	TOTAL	985165	7.23					

(1)(c)(ii) Statement showing holding of securities (including shares, warrants, convertible securities) of persons (together with PAC) belonging to the category "Public" and holding more than 5% of the total number of shares of the company

Sr. No.	Name(s) of the shareholder(s) and the Persons Acting in Concert (PAC) with them	Number of shares	Shares as a percentage of total number of shares i.e., Grand Total (A)+(B)+(C) indicated in Statement at para (1)(a) above)	Details of warrants		Details of convertible securities		Total shares (including underlying shares assuming full conversion of warrants and convertible securities) as a % of diluted share capital
				Number of warrants	As a % total number of warrants of the same class	Number of convertible securities held	% w.r.t total number of convertible securities of the same class	
1			0.00					
	TOTAL	0	0.00					



<u>Statement showing details of Locked-in shares</u>				
(1)(d)				
Sr. No.	Name of the shareholder	Number of Locked in Shares	Locked-in shares as a percentage of total number of shares i.e, Grand Total (A)+(B)+(C) indicated in	Promoter/Promoter Group/Public
1	KARANPAL SETHI	233514	1.71	PROMOTERS
2	SINGH RISHIPAL SETHI	232972	1.71	PROMOTERS
3	SONEPAL SINGH SETHI	233514	1.71	PROMOTERS
	TOTAL	700000	5.14	



(II)(a)	Statement showing details of Depository Receipts (DRs)			
Sr. No.	Type of outstanding DR (ADRs, GDRs, SDRs, etc.)	Number of outstanding DRs	Number of shares underlying outstanding DRs	Shares underlying outstanding DRs as a percentage of total number of shares i.e., Grand Total (A)+(B)+(C) indicated in Statement at para (I)(a) above]
1	NIL	NIL	NIL	NIL
TOTAL		NIL	NIL	NIL

(II) (b) Statement showing holding of Depository Receipts (DRs), where underlying shares held by "Promoter/ Promoter Group" are in excess of 1% of the total number of shares

Sr. No.	Name of the DR Holder	Type of outstanding DR (ADRs, GDRs, SDRs, etc.)	Number of shares underlying outstanding DRs	Shares underlying outstanding DRs as a percentage of total number of shares (i.e., Grand Total (A)+(B)+(C) indicated in Statement at para (I)(a) above)
1	NIL	NIL	NIL	NIL
	TOTAL	NIL	NIL	NIL

