


(1) (a) Statement showing Shareholding Pattern

NAME OF THE COMPANY:	PIX TRANSMISSIONS LIMITED	
Scrip Code, Name of the scrip, class of security:	BSE- 500333	NSE- :
QUARTER ENDED	31.12.2014	Equity
Partly paid-up shares:-	No. of partly paid-up shares	As a % of total no. partly paid-up shares
Held by Promoter / Promoter Group	0	As a % of total no. of shares of the company
Held by public	0	
Total	0	
Outstanding convertible securities:-	No. of outstanding securities	As a % of total No. of outstanding convertible securities
Held by Promoter / Promoter Group	0	As a % of total no. of shares of the company, assuming full conversion of the convertible securities
Held by public	0	
Total	0	
Warrants:-	No. of warrants	As a % of total no. of warrants
Held by Promoter / Promoter Group	0	As a % of total no. of shares of the company, assuming full conversion of warrants
Held by public	0	
Total	0	
Total paid-up capital of the company assuming full conversion of warrants and convertible securities	0	



Category Code	Category of shareholder	Number of Share-Holders	Total Number of shares	Number of shares held in dematerialised form	Total shareholding as a percentage of total number of shares		Shares pledged or otherwise encumbered	
					As a percentage of (A+B) (VI)	As a percentage of (A+B+C) (VII)		
(I)	(II)	(III)	(IV)	(V)	(VI)	(VII)	(VIII)	(IX) = (VIII)/(V)*100
(A)	Promoter and Promoter Group							
1	Indian							
(a)	Individuals/Hindu Undivided Family							
(b)	Central Government/State Government(s)	10	7984793	7984793	58.60	58.60	0	0.00
(c)	Bodies Corporate	0	0	0	0.00	0.00	0	0.00
(d)	Financial Institutions / Banks	0	0	0	0.00	0.00	0	0.00
(e)	Any Other (specify)	0	0	0	0.00	0.00	0	0.00
	Sub Total (A)(1)	0	0	0	0.00	0.00	0	0.00
2	Foreign	10	7984793	7984793	58.60	58.60	0	0.00
(a)	Individuals (Non-Resident Individuals/Foreign Individuals)	0	0	0	0.00	0.00	0	0.00
(b)	Bodies Corporate	0	0	0	0.00	0.00	0	0.00
(c)	Institutions	0	0	0	0.00	0.00	0	0.00
(d)	Qualified Foreign Investors	0	0	0	0.00	0.00	0	0.00
(e)	Any Other (specify)	0	0	0	0.00	0.00	0	0.00
	Sub Total (A)(2)	0	0	0	0.00	0.00	0	0.00
	Total Shareholding of Promoter and Promoter Group	10	7984793	7984793	58.60	58.60	0	0.00
(B)	Public shareholding							
1	Institutions							
(a)	Mutual Funds/UTI	0	0	0	0.00	0.00		
(b)	Financial Institutions / Banks	3	2400	0	0.02	0.02		
(c)	Central Government/State Government(s)	0	0	0	0.00	0.00		
(d)	Venture Capital Funds	0	0	0	0.00	0.00		
(e)	Insurance Companies	0	0	0	0.00	0.00		
(f)	Foreign Institutional Investors	0	0	0	0.00	0.00		
(g)	Foreign Venture Capital Investors	0	0	0	0.00	0.00		
(h)	Qualified Foreign Investors	0	0	0	0.00	0.00		
(i)	Any Other (specify)	0	0	0	0.00	0.00		
	Sub Total (B) (1)	0	0	0	0.00	0.00		
2	Non-institutions	3	2400	0	0.02	0.02		
(a)	Bodies Corporate							
(b) (i)	Individuals - shareholders holding nominal share capital up to Rs. 1 Lakh	178	1106746	1089346	8.12	8.12	367700	33.22
		16183	2954473	1820063	21.68	21.68		
(ii)	Individual shareholder's holding nominal share capital in excess of Rs. 1 Lakh	34	1310675	1310675	9.62	9.62		



Category code	Category of shareholder	Number of Share-Holders	Total Number of shares	Number of share held in dematerialised form	Total shareholding as a percentage of		Number of shares pledged or otherwise encumbered	As a percentage (IX) = (VIII)/(V)*100
					As a percentage of (A+B) (VI)	As a percentage of (A+B+C) (VII)		
(I)	(II)	(III)	(IV)	(V)	(VI)	(VII)	(VIII)	(IX)
(c)	Qualified Foreign Investors	0	0	0	0.0	0.0	-	-
(d)	Any Other							
i	Non Resident Indians (Repatriation)	29	34006	34006	0.25	0.25	-	-
ii	Non Resident Indians (Non Repatriation)	14	13450	13450	0.10	0.10	-	-
iii	Market Maker	5	4795	4795	0.04	0.04	-	-
iv	Clearing Member	46	34721	34721	0.25	0.25	-	-
v	Directors / Relatives	2	174215	174140	1.28	1.28	-	-
vi	Hindu Undivided Family	7	2326	2326	0.02	0.02	-	-
vii	Overseas Bodies Corporates	1	2600	0	0.02	0.02	-	-
	Sub Total (B) (2)	16499	5638007	4483522	41.38	41.38	367700	6.52
	Total Public Shareholding							
	Public Group (B)=(B)(1)+(B)(2)	16502	5640407	4483522	41.3969	41.3969	367700	6.52
(C)	Total (A)+(B)	16512	13625200	12468315	100.00	100.00	367700	2.70
	Shares held by custodians and against which Depository Receipts have been issued							
i	Pro moter and Promoter group	0	0	0	0.00	0.00	0	0.00
ii	Public	0	0	0	0.00	0.00	0	0.00
	Sub Total (C)	0	0	0	0	0	0	0
	GRAND TOTAL (A)+(B)+(C)	16512	13625200	12468315	100.00	100.00	367,700	2.70


For Pix Transmissions Ltd.

Sanjay Singh Sethi

Director

(1)(b) Statement showing holding of securities (including shares, warrants, convertible securities) of persons belonging to the category "Promoter and Promoter Group."

Sr. No.	Name of the shareholder	Details of Shares held Number of Shares held	As a % of grand total (A)+(B)+(C)	Encumbered shares No.	As a percentage (VI)=(V)/(III)*100	As a % of grand total (A)+(B)+(C) of sub-clause (i)(a)	Details of warrants Number of warrants held	As a % total number of warrants of the same class	Details of convertible securities Number of convertible securities held	As a % total number of convertible securities of the same class	Total shares (including underlying shares assuming full conversion of convertible securities) as a % of diluted share capita
(I)	(II)	(III)	(IV)	(V)	(VI)	(VII)	(VIII)	(IX)	(X)	(XI)	(XII)
1	SONEPAL SINGH SETHI - AACPS1911J	1460421	10.72	0	0.00	0.00					
2	SINGH RISHI PAL SETHI - ALGPS6579K	1148007	8.43	0	0.00	0.00					
3	AMARPAL SINGH SETHI - AACPS1910K	993825	7.29	0	0.00	0.00					
4	NIRMAL SETHI - AAMPS3994B	959212	7.04	0	0.00	0.00					
5	KARAMPAL SETHI AZAPS2423E	951182	6.98	0	0.00	0.00					
6	S UKHPAL SINGH SETHI AACPS1909C	839145	6.16	0	0.00	0.00					
7	INDERJEET SETHI AAMPS3995A	753375	5.53	0	0.00	0.00					
8	D AVIN DER SETHI AAMPS3992H	563126	4.13	0	0.00	0.00					
9	KAMALPREET SETHI AAMPS3993G	222700	1.63	0	0.00	0.00					
10	SABA SETHI AZAPS2424D	93800	0.69	0	0.00	0.00					
TOTAL		7584793	58.60	0	0.00	0.00					




(1)(c)(i) Statement showing holding of securities (including shares, warrants, convertible securities) of persons belonging to the category "Public" and holding more than 1% of the total number of shares

Sr. No.	Name of the shareholder	Number of shares held	Shares as a percentage of total number of shares [i.e., Grand Total (A)+(B)+(C) indicated in Statement at para (1)(a) above]	Details of warrants		Details of convertible securities		Total shares (including underlying shares assuming full conversion of warrants and convertible securities) as a % of diluted share capital
				Number of warrants held	As a % total number of warrants of the same class	Number of convertible securities held	% w.r.t total number of convertible securities of the same class	
1	ARCADIA SHARE & STOCK BROKERS PVT. LTD AAACA4	373656	2.74					
2	RAJYOG SHARE AND STOCK BROKERS LTD	295303	2.17					
3	SHASHANK S KHADE	162857	1.20					
4	SHIRLEY PAUL	151315	1.11					
5	NARENDEKKAUR CHADHA AA HPC2434R	150000	1.10					
	TOTAL	1133131	8.32					

(1)(c) (ii) Statement showing holding of securities (including shares, warrants, convertible securities) of persons (together with PAC) belonging to the category "Public" and holding more than 1% of the total number of shares

Sr. No.	Name(s) of the shareholder(s) and the Persons Acting in Co	Number of Shares as a percent	Details of warrants		Details of convertible securities		Total shares (including convertible securities) of the same class
			Number of warrants	As a % total number of warrants of the same class	Number of convertible securities	% w.r.t total number of convertible securities of the same class	
1		0.00					
	TOTAL	0					




Statement showing details of locked-in shares

(1)(d)				
Sr. No.	Name of the shareholder	Number of Locked in Shares	Locked-in shares as a percentage of total number of shares i.e., Grand Total (A)+(B)+(C) indicated in	Promoter/Promoter Group/Public
1	KARANPAL SETHI	233514	1.71	PROMOTERS
2	SINGH RISHIPAL SETHI	232972	1.71	PROMOTERS
3	SONEPAL SINGH SETHI	233514	1.71	PROMOTERS
TOTAL		700000	5.14	




(1)(c)(ii) Statement showing holding of securities (including shares, warrants, convertible securities) of persons (together with PAC) belonging to holding more than 5% of the total number of shares of the company to the category "Public" and

Sr. No.	Name(s) of the shareholder(s) and the Persons Acting in Concert (PAC) with them	Number of shares	Shares as a percentage of total number of shares i.e., Grand Total (A)+(B)+C indicated in Statement at para (1)(a) above]	Details of warrants		Details of convertible securities		Total shares (including underlying shares assuming full conversion of warrants and convertible securities) as a % of diluted share capital
				Number of warrants	As a % total number of warrants of the same class	Number of convertible securities held	% w.r.t total number of convertible securities of the same class	
1								
TOTAL		0	0.00					



(II)(a) Statement showing details of Depository Receipts (DRs)

Sr. No.	Type of outstanding DR (ADRs, GDRs, SDRs, etc.)	Number of outstanding DRs	Number of shares underlying outstanding DRs	Shares underlying outstanding DRs as a percentage of total number of shares [i.e., Grand Total (A)+(B)+(C) indicated in Statement at para (I)(a) above]
1	NIL	NIL	NIL	NIL
TOTAL		NIL	NIL	NIL



(II) (b) Statement showing holding of Depository Receipts (DRs), where underlying shares held by

Sr. No.	Name of the DR Holder	Type of outstanding DR (ADRs, GDRs, SDRs, etc.)	Number of shares underlying outstanding DRs	Shares underlying outstanding DRs as a percentage of total number of shares {i.e., Grand Total (A)+(B)+(C) indicated in Statement at para (I)(a) above}
1	NIL	NIL	NIL	NIL
	TOTAL	NIL	NIL	NIL

