



Picturehouse Media Limited

To

Hyderabad,
Wednesday, April 09, 2014

The Bombay Stock Exchange Ltd.
Phiroze Jeejeebhoy Towers
Dalal Street, Fort, Mumbai - 400001
Fax No.:022-22723121

Dear Sir(s)/Madam(s),

Sub: Shareholding Pattern for the quarter ending March 31, 2014
Ref: Clause 35 of the Listing Agreement
Security Code: BSE-532355

With reference to the subject matter and pursuant to Clause 35 of the Listing Agreement, we herewith enclose Shareholding Pattern of the Company for the quarter ended March 31, 2014.

Kindly take the above information on records.

Thanking You,

Yours faithfully,
for PICTUREHOUSE MEDIA LIMITED


Adalat Srikanth
Company Secretary

Picturehouse Media Limited

Regd. Office: KRM Centre 9th Floor No. 2 Harrington Road Chetpet
Chennai - 600 031 T: +91 44 3028 5570 F: +91 44 3028 5571

Corp. Office: Plot No. 83 & 84 4th Floor Punnaiah Plaza Road No. 2
Banjara Hills Hyderabad - 500 034 T: +91 40 6730 9999
F: +91 40 6730 9988

Introductory sub-table (I)(a)

NAME OF THE COMPANY:

Picturehouse Media Limited

SCRIP CODE:

BSE-532355

NAME OF THE SCRIP:

PICTUREHS

SHAREHOLDING PATTERN AS ON:


31-03-14

CLASS OF SECURITY:

EQUITY


Partly paid-up shares	No. of partly paid-up shares	As a % of total no. of partly paid-up shares	As a % of total no. of shares of the Company.
Held by promoter/promoter group	0	0	0.00
Held by Public	0	0	0.00
Total:	0	0	0.00
Outstanding convertible securities: Compulsorily Convertible Preference Shares of Rs. 10 each (See Note 1)	No. of outstanding securities	As a % of total no. of outstanding convertible securities.	As a % of total no. of shares of the Company assuming full conversion of the convertible securities
Held by promoter/promoter group	0	0	0.00
Held by Public	0	0	0.00
Total:	0	0	0.00
Warrants of Rs.10 Each (See Note 2)	No. of warrants	As a % of total no. of warrants	As a % of total no. of shares of the Company, assuming full conversion of warrants
Held by promoter/promoter group	0	0	0.00
Held by Public	0	0	0.00
Total:	0	0	0.00
Total paid-up capital of the Company, assuming full conversion of warrants and convertible securities	52,250,000		

For PICTUREHOUSE MEDIA LIMITED


 Company Secretary

Statement Showing Shareholding Pattern								
Table (I)(a)								
Category Code	Category of Shareholder	No. of shareholders	Total number of shares	Number of shares held in dematerialized form	Total shareholding as a %age of total no. of shares		Shares Pledged or otherwise encumbered	
					As a percentage of (A+B)1	As a percentage of (A+B+C)	No. of shares	As a percentage
(I)	(II)	(III)	(IV)	(V)	(VI)	(VII)	(VIII)	(IX)=(VIII)/(IV)*100
(A)	PROMOTER AND PROMOTER GROUP							
(1)	INDIAN							
(a)	Individual / HUF	1	19,857,249	19,857,249	38.00	38.00	7500000	37.77
(b)	Central Government/State Government(s)	-	-	-	-	-	0	0.00
(c)	Bodies Corporate	3	18,789,405	18,789,405	35.96	35.96	1155000	6.21
(d)	Financial Institutions / Banks	-	-	-	-	-	0	0.00
(e)	Others	-	-	-	-	-	0	0.00
	Sub-Total A(1) :	4	38,646,654	38,646,654	73.96	73.96	8,655,000	22.40
(2)	FOREIGN							
(a)	Individuals (NRIs/Foreign Individuals)	-	-	-	-	-	0	0.00
(b)	Bodies Corporate	-	-	-	-	-	0	0.00
(c)	Institutions	-	-	-	-	-	0	0.00
(d)	Others	-	-	-	-	-	0	0.00
	Sub-Total A(2) :	-	-	-	-	-	0	0.00
	Total A=A(1)+A(2)	4	38,646,654	38,646,654	73.96	73.96	8,655,000	22.40
(B)	PUBLIC SHAREHOLDING							
(1)	INSTITUTIONS							
(a)	Mutual Funds / UTI	-	-	-	-	-	-	-
(b)	Financial Institutions / Banks	1	28	28	-	-	-	-
(c)	Central Government / State Government(s)	-	-	-	-	-	-	-
(d)	Venture Capital Funds	-	-	-	-	-	-	-
(e)	Insurance Companies	-	-	-	-	-	-	-
(f)	Foreign Institutional Investors	1	2,550,000	2,550,000	4.88	4.88	-	-
(g)	Foreign Venture Capital Investors	-	-	-	-	-	-	-
(h)	Others	-	-	-	-	-	-	-
	Sub-Total B(1) :	2	2,550,028	2,550,028	4.88	4.88		
(2)	NON-INSTITUTIONS							
(a)	Bodies Corporate	90	8,255,221	8,255,221	15.80	15.80		
(b)	Individuals							
	(i) Individuals holding nominal share capital upto Rs.1 lakh	4,629	834,342	794,563	1.60	1.60		
	(ii) Individuals holding nominal share capital in excess of Rs.1 lakh	25	1,907,415	1,907,415	3.65	3.65		
(c)	Others							
	NON RESIDENT INDIANS	5	1,670	1,670	0.00	0.00		
	HUF	113	50,280	50,280	0.10	0.10		
	CLEARING MEMBERS	6	4,390	4,362	0.01	0.01		
	Sub-Total B(2) :	4,868	11,053,318	11,013,511	21.16	21.16		
	Total B=B(1)+B(2) :	4,870	13,603,346	13,563,539	26.04	26.04		
	Total (A+B) :	4,874	52,250,000	52,210,193	100.00	100.00	8,655,000	16.56
(C)	Shares held by custodians, against which Depository Receipts have been issued							
(1)	Promoter and Promoter Group	-	-	-	-	-		
(2)	Public	-	-	-	-	-		
	GRAND TOTAL (A+B+C) :	4,874	52,250,000	52,210,193	100.00	100.00	8,655,000	16.56

For PICTUREHOUSE MEDIA LIMITED



Company Secretary

(i) (b) Statement showing holding of securities (including shares, warrants, convertible securities) of persons belonging to the 'Promoter and Promoter Group'											
S. No.	Name of the Shareholder	Total shares held		Detail b of encumbered shares			Details of warrants		Details of convertible securities		Total shares (including underlying shares assuming full conversion of warrants and convertible securities) as a % of diluted share capital
		Number	As a % of grand total (A)+(B)+(C)	Number	As a percentage	As a % of grand total (A)+(B)+(C) of sub-clause (i)(a)	Number of warrants held	As a % total number of warrants of the same class	Number of convertible securities held	As a % total number of convertible securities of the same class	
(i)	(ii)	(iii)	(iv)	(v)	(vi)=(v)/(iii)*100	(vii)	(viii)	(ix)	(x)	(xi)	(xii)
1	PVP Ventures Limited	2,353,714	6.42	0	0.00	0.00	0	0.00	0	0.00	6.42%
2	PVP Global Ventures Private Limited	3,136,641	6.00	0	0.00	0.00	0	0.00	0	0.00	6.00%
3	Southfield Energy Projects Private Limited	12,399,450	23.54	1155000	9.39	2.21	0	0.00	0	0.00	23.54%
4	Mrs. Jhansi Sureddi	19,857,349	38.00	7500000	37.77	14.35	0	0.00	0	0.00	38.00%
	TOTAL	38,646,654	73.96	8655000	22.40	16.55	0	0.00	0	0.00	73.96%


(i) (c) (i) Statement showing holding of securities (including shares, warrants, convertible securities) of persons belonging to the category 'Public' and holding more than 1% of the total number of shares

S. No.	Name of the Shareholder	No. of shares held	shares as a percentage of total number of shares (i.e., Grand Total (A)+(B)+(C) Indicated in Statement at para (i)(a) above)	Details of warrants		Details of convertible securities		Total shares (including underlying shares assuming full conversion of warrants and convertible securities) as a % of diluted share capital
				Number of warrants held	As a % total number of warrants of the same class	Number of convertible securities held	As a % total number of convertible securities of the same class	
1	Ramesh Kumar Sonani	1,214,971	2.34	0	0.00	0	0.00	2.34
2	Rayudu Media Projects Private Limited	4,506,490	8.62	0	0.00	0	0.00	8.62
3	Mertin Holding Private Limited	1,000,000	1.91	0	0.00	0	0.00	1.91
4	Sparrow Asia Diversified Opportunity Fund	2,550,000	4.88	0	0.00	0	0.00	4.88
5	Metaphor Real Estates & Projects Private Limited	2,200,000	4.21	0	0.00	0	0.00	4.21
	TOTAL	11,481,461	21.97	0	0.00	0	0.00	21.97

(i)(c)(ii) Statement showing holding of securities (including shares, warrants, convertible securities) of persons belonging to the category 'Public' and holding more than 5% of the total number of shares

S. No.	Name of the Shareholder	No. of shares held	shares as a percentage of total number of shares (i.e., Grand Total (A)+(B)+(C) Indicated in Statement at para (i)(a) above)	Details of warrants		Details of convertible securities		Total shares (including underlying shares assuming full conversion of warrants and convertible securities) as a % of diluted share capital
				Number of warrants held	As a % total number of warrants of the same class	Number of convertible securities held	As a % total number of convertible securities of the same class	
1	Rayudu Media Projects Private Limited	4,506,490	8.62	0	0.00	0	0.00	8.62
	Total	4,506,490	8.62	0	0.00	0	0.00	8.62

For PICTUREHOUSE MEDIA LIMITED


Company Secretary

(i) (d) Statement showing details of Locked-in Shares			
S. No.	Name of the Shareholder	Number of locked-in shares	Locked-in shares as a percentage of total number of shares (i.e. Grand Total (A)+(B)+(C) indicated in Statement at Para (i)(a) above)
	Promoter & Promoter Group		
	Nil		
	Total	-	0.00

(II) (a) Statement showing details of Depository Receipts (DRs)				
Sr. No.	Type of outstanding DR (ADRs, GDRs, SDRs, etc.)	Number of outstanding DRs	Number of shares underlying outstanding DRs	Shares underlying outstanding DRs as a percentage of total number of shares (i.e. Grand Total (A)+(B)+(C) indicated in Statement at Para (I)(a) above)
Not Applicable				

(II)(b) Statement showing Holding of Depository Receipts (DRs), where underlying shares held by "Promoter/Promoter group" are in excess of 1% of the total number shares.				
Sr. No.	Name of the DR Holders	Type of outstanding DR (ADRs, GDRs, SDRs, etc.)	Number of shares underlying outstanding DRs	Shares underlying outstanding DRs, as a percentage of total number of shares (i.e. Grand Total (A)+(B)+(C) indicated in Statement at Para (I)(a) above)
Not Applicable				

For PICTUREHOUSE MEDIA LIMITED

Company Secretary