

## Introductory sub-table (I)(a)

NAME OF THE COMPANY:

**Picturehouse Media Limited**

SCRIP CODE:

BSE-532355

NAME OF THE SCRIP:

PICTUREHS

SHAREHOLDING PATTERN AS ON:


June 30, 2014

CLASS OF SECURITY:

EQUITY

Partly paid-up shares	No. of partly paid-up shares	As a % of total no. of partly paid-up shares	As a % of total no. of shares of the Company.
Held by promoter/promoter group	0	0	0.00
Held by Public	0	0	0.00
<b>Total:</b>	<b>0</b>	<b>0</b>	<b>0.00</b>
Outstanding convertible securities: Compulsorily Convertible Preference Shares of Rs. 10 each (See Note 1)	No. of outstanding securities	As a % of total no. of outstanding convertible securities.	As a % of total no. of shares of the Company assuming full conversion of the convertible securities
Held by promoter/promoter group	0	0	0.00
Held by Public	0	0	0.00
<b>Total:</b>	<b>0</b>	<b>0</b>	<b>0.00</b>
Warrants of Rs.10 Each (See Note 2)	No. of warrants	As a % of total no. of warrants	As a % of total no. of shares of the Company, assuming full conversion of warrants
Held by promoter/promoter group	0	0	0.00
Held by Public	0	0	0.00
<b>Total:</b>	<b>0</b>	<b>0</b>	<b>0.00</b>
<b>Total paid-up capital of the Company, assuming full conversion of warrants and convertible securities</b>	<b>52,250,000</b>		


For PICTUREHOUSE MEDIA LIMITED


  
Company Secretary

CIN:L92194TN2000PLC044077

Statement Showing Shareholding Pattern								
Table (I)(a)								
Category Code	Category of Shareholder	No. of shareholders	Total number of shares	Number of shares held in dematerialized form	Total shareholding as a %age of total no. of shares		Shares Pledged or otherwise encumbered	
					As a percentage of (A+B)1	As a percentage of (A+B+C)	No. of shares	As a percentage
(I)	(II)	(III)	(IV)	(V)	(VI)	(VII)	(VIII)	(IX)=(VIII)/(IV)* 100
<b>(A)</b>	<b>PROMOTER AND PROMOTER GROUP</b>							
(1)	INDIAN							
(a)	Individual /HUF	1	19,857,249	19,857,249	38.00	38.00	7,500,000	37.77
(b)	Central Government/State Government(s)	-	-	-	-	-	-	0.00
(c)	Bodies Corporate	3	18,789,405	18,789,405	35.96	35.96	1,155,000	6.15
(d)	Financial Institutions / Banks	-	-	-	-	-	-	0.00
(e)	Others	-	-	-	-	-	-	0.00
	<b>Sub-Total A(1) :</b>	<b>4</b>	<b>38,646,654</b>	<b>38,646,654</b>	<b>73.96</b>	<b>73.96</b>	<b>8,655,000</b>	<b>22.40</b>
(2)	FOREIGN							
(a)	Individuals (NRIs/Foreign Individuals)	-	-	-	-	-	0	0.00
(b)	Bodies Corporate	-	-	-	-	-	0	0.00
(c)	Institutions	-	-	-	-	-	0	0.00
(d)	Others	-	-	-	-	-	0	0.00
	<b>Sub-Total A(2) :</b>	<b>-</b>	<b>-</b>	<b>-</b>	<b>-</b>	<b>-</b>	<b>0</b>	<b>0.00</b>
	<b>Total A=A(1)+A(2)</b>	<b>4</b>	<b>38,646,654</b>	<b>38,646,654</b>	<b>73.96</b>	<b>73.96</b>	<b>8,655,000</b>	<b>22.40</b>
<b>(B)</b>	<b>PUBLIC SHAREHOLDING</b>							
(1)	INSTITUTIONS							
(a)	Mutual Funds /UTI	-	-	-	-	-	-	-
(b)	Financial Institutions /Banks	1	28	28	-	-	-	-
(c)	Central Government / State Government(s)	-	-	-	-	-	-	-
(d)	Venture Capital Funds	-	-	-	-	-	-	-
(e)	Insurance Companies	-	-	-	-	-	-	-
(f)	Foreign Institutional Investors	1	2,550,000	2,550,000	4.88	4.88	-	-
(g)	Foreign Venture Capital Investors	-	-	-	-	-	-	-
(h)	Others	-	-	-	-	-	-	-
	<b>Sub-Total B(1) :</b>	<b>2</b>	<b>2,550,028</b>	<b>2,550,028</b>	<b>4.88</b>	<b>4.88</b>		
(2)	NON-INSTITUTIONS							
(a)	Bodies Corporate	103	8,253,426	8,253,426	15.80	15.80	-	-
(b)	Individuals							
	(i) Individuals holding nominal share capital upto Rs.1 lakh	4,686	819,434	779,683	1.57	1.57	-	-
	(ii) Individuals holding nominal share capital in excess of Rs.1 lakh	25	1,926,878	1,926,878	3.69	3.69	-	-
(c)	Others	-	-	-	-	-	-	-
	NON RESIDENT INDIANS	6	2,310	2,310	0.00	0.00	-	-
	HUF	113	50,280	50,280	0.10	0.10	-	-
	CLEARING MEMBERS	6	990	962	0.00	0.00	-	-
	<b>Sub-Total B(2) :</b>	<b>4,939</b>	<b>11,053,318</b>	<b>11,013,539</b>	<b>21.15</b>	<b>21.15</b>		
	<b>Total B=B(1)+B(2) :</b>	<b>4,941</b>	<b>13,603,346</b>	<b>13,563,567</b>	<b>26.04</b>	<b>26.04</b>		
	<b>Total (A+B) :</b>	<b>4,945</b>	<b>52,250,000</b>	<b>52,210,221</b>	<b>100.00</b>	<b>100.00</b>	<b>8,655,000</b>	<b>16.56</b>
<b>(C)</b>	<b>Shares held by custodians, against which Depository Receipts have been issued</b>							
(1)	Promoter and Promoter Group	-	-	-	-	-	-	-
(2)	Public	-	-	-	-	-	-	-
	<b>GRAND TOTAL (A+B+C) :</b>	<b>4,945</b>	<b>52,250,000</b>	<b>52,210,221</b>	<b>100.00</b>	<b>100.00</b>	<b>8,655,000</b>	<b>16.56</b>

For PICTUREHOUSE MEDIA LIMITED



Company Secretary

CIN:L92194TN2000PLC044077


(I) (b) Statement showing holding of securities (including shares, warrants, convertible securities) of persons belonging to the "Promoter and Promoter Group"											
S. No.	Name of the Shareholder	Total shares held		Details of encumbered shares			Details of warrants		Details of convertible securities		Total shares (including underlying shares assuming full conversion of warrants and convertible securities) as a % of diluted share capital
		Number	As a % of grand total (A)+(B)+(C)	Number	As a percentage (VI)=(V)/(III)*100	As a % of grand total (A)+(B)+(C) of sub-clause (i)(a)	Number of warrants held	As a % total number of warrants of the same class	Number of convertible securities held	As a % total number of convertible securities of the same class	
(i)	(ii)	(iii)	(iv)	(v)	(vi)=(v)/(iii)*100	(vii)	(viii)	(ix)	(x)	(xi)	(xii)
1	PVP Ventures Limited	3,353,114	6.42	0	0.00	0.00	0	0.00	0	0.00	6.42%
2	PVP Global Ventures Private Limited	3,136,641	6.00	0	0.00	0.00	0	0.00	0	0.00	6.00%
3	Southfield Energy Projects Private Limited	12,299,650	23.54	1155000	9.39	2.21	0	0.00	0	0.00	23.54%
4	Mrs. Jhansi Sureddi	19,857,249	38.00	7500000	37.77	14.35	0	0.00	0	0.00	38.00%
	<b>TOTAL</b>	<b>38,646,654</b>	<b>73.96</b>	<b>8655000</b>	<b>22.40</b>	<b>16.56</b>	<b>0</b>	<b>0.00</b>	<b>0</b>	<b>0.00</b>	<b>73.96%</b>

(I) (c) (i) Statement showing holding of securities (including shares, warrants, convertible securities) of persons belonging to the category "Public" and holding more than 1% of the total number of shares										
S. No.	Name of the Shareholder	No. of shares held	shares as a percentage of total number of shares (i.e., Grand Total (A)+(B)+(C) Indicated in Statement at para (i)(a) above)	Details of warrants			Details of convertible securities			Total shares (including underlying shares assuming full conversion of warrants and convertible securities) as a % of diluted share capital
				Number of warrants held	As a % total number of warrants of the same class	Number of convertible securities held	As a % total number of convertible securities of the same class	As a % total number of convertible securities of the same class		
1	Ramesh Kumar Somani	1,239,702	2.37	-	0.00	0	0.00	0	0.00	2.37
2	Rayudu Media Projects Private Limited	4,506,490	8.62	-	0.00	0	0.00	0	0.00	8.62
3	Merlin Holding Private Limited	1,000,000	1.91	-	0.00	0	0.00	0	0.00	1.91
4	Sparrow Asia Diversified Opportunity Fund	2,550,000	4.88	-	0.00	0	0.00	0	0.00	4.88
5	Metaphor Real Estates & Projects Private Limited	2,200,000	4.21	0	0.00	0	0.00	0	0.00	4.21
	<b>TOTAL :</b>	<b>11,496,192</b>	<b>22.00</b>	<b>0</b>	<b>0.00</b>	<b>0</b>	<b>0.00</b>	<b>0</b>	<b>0.00</b>	<b>22.00</b>

(I)(c)(ii) Statement showing holding of securities (including shares, warrants, convertible securities) of persons belonging to the category "Public" and holding more than 5% of the total number of shares

(I)(c)(ii) Statement showing holding of securities (including shares, warrants, convertible securities) of persons belonging to the category "Public" and holding more than 5% of the total number of shares										
S. No.	Name of the Shareholder	No. of shares held	shares as a percentage of total number of shares (i.e., Grand Total (A)+(B)+(C) Indicated in Statement at para (i)(a) above)	Details of warrants			Details of convertible securities			Total shares (including underlying shares assuming full conversion of warrants and convertible securities) as a % of diluted share capital
				Number of warrants held	As a % total number of warrants of the same class	Number of convertible securities held	As a % total number of convertible securities of the same class	As a % total number of convertible securities of the same class		
1	Rayudu Media Projects Private Limited	4,506,490	8.62	-	0.00	0	0.00	0	0.00	8.62
	<b>Total</b>	<b>4,506,490</b>	<b>8.62</b>	<b>-</b>	<b>0.00</b>	<b>0</b>	<b>0.00</b>	<b>0</b>	<b>0.00</b>	<b>8.62</b>

For PICTUREHOUSE MEDIA LIMITED

  
Company Secretary


CIN:L92191TN2000PLC044077

(I) (d) Statement showing details of Locked-in Shares			
S. No.	Name of the Shareholder	Number of locked-in shares	Locked-in shares as a percentage of total number of shares (i.e. Grand Total (A)+(B)+(C) indicated in Statement at Para (I)(a) above)
Nil			
	Total	-	

(II) (a) Statement showing details of Depository Receipts (DRs)				
Sr. No.	Type of outstanding DR (ADRs, GDRs, SDRs, etc.)	Number of outstanding DRs	Number of shares underlying outstanding DRs	Shares underlying outstanding DRs as a percentage of total number of shares (i.e. Grand Total (A)+(B)+(C) indicated in Statement at Para (I)(a) above)
Not Applicable				

(II)(b) Statement showing Holding of Depository Receipts (DRs), where underlying shares held by "Promoter/Promoter group" are in excess of 1% of the total number shares.				
Sr. No.	Name of the DR Holders	Type of outstanding DR (ADRsm GDRs, SDRs, etc.)	Number of shares underlying outstanding DRs	Shares underlying outstanding DRs, as a percentage of total number of shares (i.e. Grand Total (A)+(B)+(C) indicated in Statement at Para (I)(a) above)
Not Applicable				

For PICTUREHOUSE MEDIA LIMITED

  
Company Secretary

CIN:L92194TN2000PLC044077