

Introductory sub-table (I)(a)

Name of the Company: PHYTO CHEM(INDIA) LIMITED

Scrip Code, Name of the scrip, class of security: 524808,PHYTO,EQUITY

Quarter ended: 30/09/2014

Partly paid-up shares:-	No. of partly paid-up shares	As a % of total no. of partly paid-up shares	As a % of total no. of shares of the company
Held by promoter/promoter group	0	0	0
Held by public	0	0	0
<b>Total</b>	<b>0</b>	<b>0</b>	<b>0</b>

Outstanding convertible securities:-	No. of outstanding securities	As a % of total no. of outstanding convertible securities	As a % of total no. of shares of the company, assuming full conversion of the convertible securities
Held by promoter/promoter group	0	0	0
Held by public	0	0	0
<b>Total</b>	<b>0</b>	<b>0</b>	<b>0</b>

Warrants:-	No. of warrants	As a % of total no. of warrants	As a % of total no. of shares of the company, assuming full conversion of warrants
Held by promoter/promoter group	0	0	0
Held by public	0	0	0
<b>Total</b>	<b>0</b>	<b>0</b>	<b>0</b>

Total paid-up capital of the company, assuming full conversion of warrants and convertible securities


4300200

100






a	Individuals (Non-Residents Individuals/ Foreign Individuals)	0	0	0	0	0	0	0	0	0.00	0.00	0.00	#DIV/0!
b	Bodies Corporate	0	0	0	0	0	0	0	0	0.00	0.00	0.00	#DIV/0!
c	Institutions	0	0	0	0	0	0	0	0	0.00	0.00	0.00	#DIV/0!
d	Qualified Foreign Investor	0	0	0	0	0	0	0	0	0.00	0.00	0.00	#DIV/0!
e	Any Others(Specify)	0	0	0	0	0	0	0	0	0.00	0.00	0.00	#DIV/0!
e-i										0.00	0.00	0.00	#DIV/0!
e-ii										0.00	0.00	0.00	#DIV/0!
	Sub Total(A)(2)	0	0	0	0	0	0	0	0	0.00	0.00	0.00	#DIV/0!
	Total Shareholding of Promoter and	48	1637622	1585940	38.08	38.08	38.08	38.08	0	38.08	38.08	0	0.00
(B)	Public shareholding												
1	Institutions												
(a)	Mutual Funds/ UTI	2	8500	0	0.20	0.20	0.20	0.20	0	0.20	0.20	0	0.00
(b)	Financial Institutions /Banks	0	0	0	0.00	0.00	0.00	0.00	0	0.00	0.00	0	0.00
(c)	Central Government/ State Government(s)	0	0	0	0.00	0.00	0.00	0.00	0	0.00	0.00	0	0.00
(d)	Venture Capital Funds	0	0	0	0.00	0.00	0.00	0.00	0	0.00	0.00	0	0.00
(e)	Insurance Companies	0	0	0	0.00	0.00	0.00	0.00	0	0.00	0.00	0	0.00
(f)	Foreign Institutional Investors	0	0	0	0.00	0.00	0.00	0.00	0	0.00	0.00	0	0.00
(g)	Foreign Venture Capital Investors	0	0	0	0.00	0.00	0.00	0.00	0	0.00	0.00	0	0.00
(h)	Qualified Foreign Investor	0	0	0	0.00	0.00	0.00	0.00	0	0.00	0.00	0	0.00
(i)	Any Other (specify)	0	0	0	0.00	0.00	0.00	0.00	0	0.00	0.00	0	0.00
(i-i)		0	0	0	0.00	0.00	0.00	0.00	0	0.00	0.00	0	0.00
(i-ii)													
	Sub-Total (B)(1)	2	8500	0	0.20	0.20	0.20	0.20	0	0.20	0.20	0	0.00
B 2	Non-institutions												




(a)	Bodies Corporate	62	398962	385562	9.28	9.28	0	0.00
(b)	Individuals				0.00	0.00	0	0.00
I	Individuals -i. Individual shareholders holding nominal share capital up to Rs. 1 lakh	6844	1422839	598205	33.09	33.09	0	0.00
II	ii. Individual shareholders holding nominal share capital in excess of Rs. 1 lakh.	18	559599	467499	13.01	13.01	0	0.00
(c)	Qualified Foreign Investor	0	0	0	0.00	0.00	0	0.00
(d)	Any Other (specify)	0	0	0	0.00	0.00	0	0.00
(d-i)	Clearing Member							
(d-ii)	Non Resident Indian	5	592	592	0.01	0.01		
		17	272086	15886	6.33	6.33	0	0.00
	<b>Sub-Total (B)(2)</b>	<b>6946</b>	<b>2654078</b>	<b>1467744</b>	<b>61.72</b>	<b>61.72</b>	<b>0</b>	<b>0.00</b>
(B)	<b>Total Public Shareholding (B)= (B)(1)+(B)(2)</b>	<b>6948</b>	<b>2662578</b>	<b>1467744</b>	<b>61.92</b>	<b>61.92</b>	<b>0</b>	<b>0.00</b>
	<b>TOTAL (A)+(B)</b>	<b>6996</b>	<b>4300200</b>	<b>3053684</b>	<b>100.00</b>	<b>100.00</b>	<b>0</b>	<b>0.00</b>
(C)	Shares held by Custodians and against which Depository Receipts have been issued							
1	Promoter and Promoter Group				0.00	0.00		#DIV/0!
2	Public				0.00	0.00		
	<b>Sub-Total (C)</b>	<b>0</b>	<b>0</b>	<b>0</b>	<b>0</b>	<b>0</b>	<b>0</b>	<b>0</b>
	<b>GRAND TOTAL (A)+(B)+(C)</b>	<b>6996</b>	<b>4300200</b>	<b>3053684</b>	<b>100.00</b>	<b>100.00</b>	<b>0</b>	<b>0.00</b>




Notes

nil



**(D)(b) Statement showing holding of securities (including shares, warrants, convertible securities) of persons belonging to the category "Promoter and Promoter Group"**

Sr. No.	Name of the shareholder	Details of Shares held		Encumbered shares (*)			Details of warrants		Details of convertible securities		Total shares (including underlying shares assuming full conversion of warrants and convertible securities) as a % of diluted share capital
		Number of shares held	As a % of grand total (A) + (B) + (C)	No.	As a percentage (VI)=(V)/(III)*100	As a % of grand total (A)+(B)+(C) of sub-clause (D)(a)	Number of warrants held	As a % total number of warrants of the same class	Number of convertible securities held	As a % total number of convertible securities of the same class	
1	NAYUDAMMA YARLAGADDA	295100	6.86		0.00	0.00	0	0	0	0	6.86
2	RAMA DEVI UPPALAPATI	162400	3.78		0.00	0.00	0	0	0	0	3.78
3	SREEMANNARAYANA PRATHIPATI	125100	2.91		0.00	0.00	0	0	0	0	2.91
4	YADLAPALLI VENKATESWARLU	95000	2.21		0.00	0.00	0	0	0	0	2.21
5	PRATHIPATI AKKAMMA	84400	1.96		0.00	0.00	0	0	0	0	1.96
6	YARLAGADDA JANAKI RAMAIAH	81272	1.89		0.00	0.00	0	0	0	0	1.89
7	NAGENDRAM MADDUKURI	75800	1.76		0.00	0.00	0	0	0	0	1.76
8	NAGARAJA PRATHIPATI	70500	1.64		0.00	0.00	0	0	0	0	1.64
9	YARLAGADDA PRABHAKARA RAO	65200	1.52		0.00	0.00	0	0	0	0	1.52
10	PRATHIPATI ANJANEYULU	64400	1.50		0.00	0.00	0	0	0	0	1.5
11	A RANGA KUMARI	46000	1.07		0.00	0.00	0	0	0	0	1.07
12	RAJANEE DEVI T	40500	0.94		0.00	0.00	0	0	0	0	0.94
13	J ANJANADEVI	39700	0.92		0.00	0.00	0	0	0	0	0.92



14	Y LAKSHMI PRASANNA	34400	0.80					0.00	0	0	0	0	0	0	0.8
15	SUBHASHINI KOMMINENI	32700	0.76					0.00	0	0	0	0	0	0	0.76
16	SREELAKSHMI BHAVANI MUDDANA	32500	0.76					0.00	0	0	0	0	0	0	0.76
17	UMADEVI PRATHIPATI	31000	0.72					0.00	0	0	0	0	0	0	0.72
18	Y NAYUDAMMA	30200	0.70					0.00	0	0	0	0	0	0	0.7
19	NIRMALA DEVI YADLAPALLI	25000	0.58					0.00	0	0	0	0	0	0	0.58
20	YARLAGADDA LAKSHMI PRASANNA	20678	0.48					0.00	0	0	0	0	0	0	0.48
21	K LAKSHMI DEVI	18300	0.43					0.00	0	0	0	0	0	0	0.43
22	Y ANIL CHOUDARY	17600	0.41					0.00	0	0	0	0	0	0	0.41
23	K RAJESH CHOWDARY	17000	0.40					0.00	0	0	0	0	0	0	0.4
24	Y JANAKI RAMAIAH	16100	0.37					0.00	0	0	0	0	0	0	0.37
25	KODURI SRINIVASA RAO	15500	0.36					0.00	0	0	0	0	0	0	0.36
26	YARLAGADDA VENKATESWARLU	14400	0.33					0.00	0	0	0	0	0	0	0.33
27	NAYUDAMMA YARLAGADDA	13006	0.30					0.00	0	0	0	0	0	0	0.3
28	JYOTSNA RAMINENI	12500	0.29					0.00	0	0	0	0	0	0	0.29
29	KODURI RAMASASI	10000	0.23					0.00	0	0	0	0	0	0	0.23
30	KONGARA RAJESH CHOUDARY	9300	0.22					0.00	0	0	0	0	0	0	0.22
31	KONGARA KOTESWARA RAO	8300	0.19					0.00	0	0	0	0	0	0	0.19
32	RAMINENI VIJAYA SASI	8200	0.19					0.00	0	0	0	0	0	0	0.19
33	TALLURI VENKATESWARLU	8000	0.19					0.00	0	0	0	0	0	0	0.19
34	KODURI SRINIVASA RAO	4500	0.10					0.00	0	0	0	0	0	0	0.1
35	P NAGESWARA RAO	2500	0.06					0.00	0	0	0	0	0	0	0.06
36	YADLAPATTI NIRMALA DEVI	2000	0.05					0.00	0	0	0	0	0	0	0.05
37	KODURI RAMASASI	2000	0.05					0.00	0	0	0	0	0	0	0.05
38	YADLAPATTI NIRMALA DEVI	2000	0.05					0.00	0	0	0	0	0	0	0.05
39	SRINIVASU KAYINI	1000	0.02					0.00	0	0	0	0	0	0	0.02
40	YADLAPATTI NIRAMLA DEVI	1000	0.02					0.00	0	0	0	0	0	0	0.02
41	UPPALAPATI VENKATESWARA RAO	800	0.02					0.00	0	0	0	0	0	0	0.02
42	NADENDLA SUDHAKAR	500	0.01					0.00	0	0	0	0	0	0	0.01
43	NADENDLA SUDHAKAR	500	0.01					0.00	0	0	0	0	0	0	0.01
44	VENKATESHWAR RAO YARLAGADDA	200	0.00					0.00	0	0	0	0	0	0	0
45	ANKAMMA CHOUDARY THOTAKURA	184	0.00					0.00	0	0	0	0	0	0	0
46	SRINIVASA RAO BALINENI	182	0.00					0.00	0	0	0	0	0	0	0



47	VENKATESWARARAO UPPALAPATI	100	0.00	0.00	0.00	0	0	0	0	0	0
48	NARASIMHA CHARY CHAKRAVARTHY	100	0.00	0.00	0.00	0	0	0	0	0	0
<b>TOTAL</b>		<b>1637622</b>	<b>38.08</b>	<b>0.00</b>	<b>0.00</b>	<b>0</b>	<b>0</b>	<b>0</b>	<b>0</b>	<b>0</b>	<b>38.06</b>

(\* ) The term "encumbrance" has the same meaning as assigned to it in regulation 28(3) of the SAST Regulations, 2011





**(D)(c)(i) Statement showing holding of securities (including shares, warrants, convertible securities) of persons belonging to the category "Public" and holding more than 1% of the total number of shares**

Sr. No.	Name of the shareholder	Number of shares held	Shares as a percentage of total number of shares {i.e., Grand Total (A)+(B)+(C) indicated in Statement at para (I)(a) above}	Details of warrants		Details of convertible securities		Total shares (including underlying shares assuming full conversion of warrants and convertible securities) as a % of diluted share capital
				Number of warrants held	As a % total number of warrants of the same class	Number of convertible securities held	% w.r.t total number of convertible securities of the same class	
1	ANDHRA PRADESH INDUSTRIAL DEVELOPMENT CORPORATION LIMITED	199000	4.63	0	0	0	0	4.63
2	RAJESH CHOWDARY KONGARA	123911	2.88	0	0	0	0	2.88
3	SYAM PRASAD BABU KUNAM	120000	2.79	0	0	0	0	2.79
4	DHEERAJ KUMAR LOHIA	115091	2.68	0	0	0	0	2.68
5	MONEYWISE FINANCIAL SERVICES PVT LTD	87711	2.04	0	0	0	0	2.04
6	VENKATESWARLU CHUNDURU	51000	1.19	0	0	0	0	1.19
7	RAJ KUMAR LOHIA	50409	1.17	0	0	0	0	1.17
<b>TOTAL</b>		<b>747122</b>	<b>17.37</b>	<b>0</b>	<b>#DIV/0!</b>	<b>0</b>	<b>#DIV/0!</b>	<b>17.38</b>





**(I)(d) Statement showing details of locked-in shares**

Sr. No.	Name of the shareholder	Number of locked-in shares	Locked-in shares as a percentage of total number of shares {i.e., Grand Total (A)+(B)+(C) indicated in Statement at para (I)(a) above}
1	Nil		0.00
2			0.00
3			0.00
4			0.00
5			0.00
6			0.00
7			0.00
8			0.00
9			0.00
<b>TOTAL</b>		<b>0</b>	<b>0.00</b>





b) Statement showing holding of Depository Receipts (DRs), where underlying shares held by "promoter/promoter group" are in excess of 1% of the total number of shares

No.	Name of the DR Holder	Type of outstanding DR (ADRs, GDRs, SDRs, etc.)	Number of shares underlying outstanding DRs	Shares underlying outstanding DRs as a percentage of total number of shares {i.e., Grand Total (A)+(B)+(C) indicated in Statement at para (I)(a) above}
	Nil			0.00
				0.00
				0.00
				0.00
				0.00
				0.00
				0.00
				0.00
				0.00
				0.00
				0.00
			0	0.00
				0.00

For Phyto Chem (India) Limited



(Y. Janaki Ramaiah)  
Compliance Officer

