



Introductory sub-table (I)(a)

Name of the Company: PHYTO CHEM (INDIA) LTD			
Scrip Code, Name of the scrip, class of security: 524808, PHYTO, EQUITY			
Quarter ended: 31/03/2014			
Partly paid-up shares:-	No. of partly paid-up shares	As a % of total no. of shares of	
		paid-up shares	the company
Held by promoter/promoter group	0	0	0
Held by public	0	0	0
Total	0	0	0
Outstanding convertible securities: No. of outstanding securities			
		As a % of total no. of shares of	
		the company, assuming full	
		conversion of the convertible	
		securities	
Outstanding convertible securities:-	No. of outstanding securities	As a % of total no. of shares of	
		of convertible securities	the company, assuming full conversion of the convertible securities
Held by promoter/promoter group	0	0	0
Held by public	0	0	0
Total	0	0	0
Warrants:-			
		As a % of total no. of shares of	
		the company, assuming full conversion of warrants	
Warrants:-	No. of warrants	As a % of total no. of shares of	
		of warrants	the company, assuming full conversion of warrants
Held by promoter/promoter group	0	0	0
Held by public	0	0	0
Total	0	0	0
Total paid-up capital of the company, assuming full conversion of warrants and convertible securities			
			4300200
			100




Statement Showing Shareholding Pattern

Category code	Category of Shareholder	Table (I)(a)				Total shareholding as a percentage of total number of shares			Shares Pledged or otherwise encumbered
		Number of Shareholders	Total number of shares	Number of shares held in dematerialized form	As a percentage of(A+B) ¹	As a percentage of (A+B+C)	Number of shares	As a percentage	
(I)	(II)	(III)	(IV)	(V)	(VI)	(VII)	(VIII)	(IX)= (VIII)/(IV)*100	
(A)	Shareholding of Promoter and Indian								
(a)	Individuals/ Hindu Undivided Family								
(b)	Central Government/ State Government(s)	47	1607422	1585940	37.38	37.38	0	0.00	
(c)	Bodies Corporate	0	0	0	0.00	0.00	0	0.00	
(d)	Financial Institutions/ Banks	0	0	0	0.00	0.00	0	0.00	
(e)	Any Others(Specify)								
(e-i)	Directors/Relatives	0	0	0	0.00	0.00	0	0.00	
(e-ii)	Group Companies	0	0	0	0.00	0.00	0	0.00	
	Sub Total(A)(I)	47	1607422	1585940	37.38	37.38	0	0.00	
2	Foreign								



a	Individuals (Non-Residents Individuals/ Foreign Individuals)	0	0	0	0	0.00	0.00	0	0.00
b	Bodies Corporate	0	0	0	0	0.00	0.00	0	0.00
c	Institutions	0	0	0	0	0.00	0.00	0	0.00
d	Qualified Foreign Investor	0	0	0	0	0.00	0.00	0	0.00
e	Any Others(Specify)								
e-i		0	0	0	0	0.00	0.00	0	0.00
e-ii		0	0	0	0	0.00	0.00	0	0.00
	Sub Total(A)(2)	0	0	0	0	0.00	0.00	0	0.00
	Total Shareholding of Promoter and	47	1607422	1585940	37.38	37.38	37.38	0	0.00
(B)	Public shareholding								
I	Institutions								
(a)	Mutual Funds/ UTI	2	8500	0	0.20	0.20	0.20	0	0.00
(b)	Financial Institutions / Banks	0	0	0	0.00	0.00	0.00	0	0.00
(c)	Central Government/ State Government(s)	0	0	0	0.00	0.00	0.00	0	0.00
(d)	Venture Capital Funds	0	0	0	0.00	0.00	0.00	0	0.00
(e)	Insurance Companies	0	0	0	0.00	0.00	0.00	0	0.00
(f)	Foreign Institutional Investors	0	0	0	0.00	0.00	0.00	0	0.00
(g)	Foreign Venture Capital Investors	0	0	0	0.00	0.00	0.00	0	0.00
(h)	Qualified Foreign Investor	0	0	0	0.00	0.00	0.00	0	0.00
(i)	Any Other (specify)	0	0	0	0.00	0.00	0.00	0	0.00
(i-i)		0	0	0	0.00	0.00	0.00	0	0.00
(i-ii)									
	Sub-Total (B)(I)	2	8500	0	0.20	0.20	0.20	0	0.00
B 2	Non-institutions								



(a)	Bodies Corporate	53	360435	347035	8.38	8.38	0	0.00
(b)	Individuals							0.00
I	Individuals -i. Individual shareholders holding nominal share capital up to Rs 1 lakh	6912	1440708	611474	33.50	33.50	0	0.00
II	ii. Individual shareholders holding nominal share capital in excess of Rs. 1 lakh.	17	574214	451914	13.35	13.35	0	0.00
(c)	Qualified Foreign Investor	0	0	0	0.00	0.00	0	0.00
(d)	Any Other (specify)	0	0	0	0.00	0.00	0	0.00
(d-i)	Clearing Member	5	2465	2465	0.06	0.06	0	0.00
(d-ii)	Non Resident Indian (NRI)	20	306456	20056	7.13	7.13	0	0.00
	Sub-Total (B)(2)	7007	2684278	1432944	62.42	62.42	0	0.00
(B)	Total Public Shareholding (B)= (B)(1)+(B)(2)	7009	2692778	1432944	62.62	62.62	0	0.00
	TOTAL (A)+(B)	7056	4300200	3018884	100.00	100.00	0	0.00
(C)	Shares held by Custodians and against which Depository Receipts have been issued							
1	Promoter and Promoter Group	0	0	0	0.00	0.00	0	0.00
2	Public	0	0	0	0.00	0.00	0	0.00
	Sub-Total (C)	0	0	0	0	0	0	0.00
	GRAND TOTAL (A)+(B)+(C)	7056	4300200	3018884	100.00	100.00	0	0.00




Sr.No	Notes
1	Nil
2	
3	
4	
5	
6	
7	
8	
9	




(D)(b) Statement showing holding of securities (including shares, warrants, convertible securities) of persons belonging to the category "Promoter and Promoter Group"

Sr. No.	Name of the shareholder	Details of Shares held		Encumbered shares (*)			Details of warrants		Details of convertible securities		Total shares (including underlying shares assuming full conversion of warrants and convertible securities) as a % of diluted share capital
		Number of shares held	As a % of grand total (A)+(B)+(C)	No.	As a percentage (VI)=(V)/(III)*100	As a % of grand total (A)+(B)+(C) of sub-clause (I)(a)	Number of warrants held	As a % total number of warrants of the same class	Number of convertible securities held	As a % total number of convertible securities of the same class	
		(III)	(IV)	(V)	(VI)=(V)/(III)*100	(VII)	(VIII)	(IX)	(X)	(XI)	(XII)
1	NAYUDAMMA YARLAGADDA	295100	6.86		0.00	0.00		0.00		0.00	6.86
2	RAMA DEVI UPPALAPATI	162400	3.78		0.00	0.00		0.00		0.00	3.78
3	SREEMANNARAYANA PRATHIPATI	125100	2.91		0.00	0.00		0.00		0.00	2.91
4	YADLAPALLI VENKATESWARLU	95000	2.21		0.00	0.00		0.00		0.00	2.21
5	PRATHIPATI AKKAMMA	84400	1.96		0.00	0.00		0.00		0.00	1.96
6	YARLAGADDA JANAKI RAMAIAH	81272	1.89		0.00	0.00		0.00		0.00	1.89
7	NAGENDRAM MADDUKURI	75800	1.76		0.00	0.00		0.00		0.00	1.76
8	NAGARAJA PRATHIPATI	70500	1.64		0.00	0.00		0.00		0.00	1.64
9	YARLAGADDA PRABHAKARA RAO	65200	1.52		0.00	0.00		0.00		0.00	1.52
10	PRATHIPATI ANJANEYULU	64400	1.50		0.00	0.00		0.00		0.00	1.5
11	A RANGA KUMARI	46000	1.07		0.00	0.00		0.00		0.00	1.07
12	RAJANEE DEVI T	40500	0.94		0.00	0.00		0.00		0.00	0.94
13	J ANJANADEVI	39700	0.92		0.00	0.00		0.00		0.00	0.92
14	Y LAKSHMI PRASANNA	34400	0.80		0.00	0.00		0.00		0.00	0.8
15	SUBHASHINI KOMMINENI	32700	0.76		0.00	0.00		0.00		0.00	0.76
16	SREELAKSHMI BHAVANI MUDDANA	32500	0.76		0.00	0.00		0.00		0.00	0.76
17	UMADEVI PRATHIPATI	31000	0.72		0.00	0.00		0.00		0.00	0.72
18	NIRMALA DEVI YADLAPALLI	25000	0.58		0.00	0.00		0.00		0.00	0.58
19	YARLAGADDA LAKSHMI PRASANNA	20678	0.48		0.00	0.00		0.00		0.00	0.48
20	K LAKSHMI DEVI	18300	0.43		0.00	0.00		0.00		0.00	0.43
21	Y ANIL CHOUDARY	17600	0.41		0.00	0.00		0.00		0.00	0.41



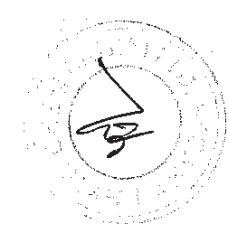
22	K RAJESH CHOWDARY	17000	0.40	0.00	0.00	0.00	0.00	0.00	0.00	0.00	0.00	0.4
23	Y JANAKI RAMAIAH	16100	0.37	0.00	0.00	0.00	0.00	0.00	0.00	0.00	0.00	0.37
24	KODURI SRINIVASA RAO	15500	0.36	0.00	0.00	0.00	0.00	0.00	0.00	0.00	0.00	0.36
25	YARLAGADDA VENKATESWARLU	14400	0.33	0.00	0.00	0.00	0.00	0.00	0.00	0.00	0.00	0.33
26	NAYUDAMMA YARLAGADDA	13006	0.30	0.00	0.00	0.00	0.00	0.00	0.00	0.00	0.00	0.3
27	JYOTSNA RAMINENI	12500	0.29	0.00	0.00	0.00	0.00	0.00	0.00	0.00	0.00	0.29
28	KODURI RAMASASI	10000	0.23	0.00	0.00	0.00	0.00	0.00	0.00	0.00	0.00	0.23
29	KONGARA RAJESH CHOUDARY	9300	0.22	0.00	0.00	0.00	0.00	0.00	0.00	0.00	0.00	0.22
30	KONGARA KOTESWARA RAO	8300	0.19	0.00	0.00	0.00	0.00	0.00	0.00	0.00	0.00	0.19
31	RAMINENI VIJAYA SASI	8200	0.19	0.00	0.00	0.00	0.00	0.00	0.00	0.00	0.00	0.19
32	TALLURI VENKATESWARLU	8000	0.19	0.00	0.00	0.00	0.00	0.00	0.00	0.00	0.00	0.19
33	KODURI SRINIVASA RAO	4500	0.10	0.00	0.00	0.00	0.00	0.00	0.00	0.00	0.00	0.1
34	P NAGESWARA RAO	2500	0.06	0.00	0.00	0.00	0.00	0.00	0.00	0.00	0.00	0.06
35	YADLAPATTI NIRMALA DEVI	2000	0.05	0.00	0.00	0.00	0.00	0.00	0.00	0.00	0.00	0.05
36	KODURI RAMASASI	2000	0.05	0.00	0.00	0.00	0.00	0.00	0.00	0.00	0.00	0.05
37	YADLAPATTI NIRMALA DEVI	2000	0.05	0.00	0.00	0.00	0.00	0.00	0.00	0.00	0.00	0.05
38	SRINIVASU KAYINI	1000	0.02	0.00	0.00	0.00	0.00	0.00	0.00	0.00	0.00	0.02
39	YADLAPATTI NIRAMLA DEVI	1000	0.02	0.00	0.00	0.00	0.00	0.00	0.00	0.00	0.00	0.02
40	UPPALAPATI VENKATESWARA RAO	800	0.02	0.00	0.00	0.00	0.00	0.00	0.00	0.00	0.00	0.02
41	Y LAKSHMI RAGHAVAMMA	500	0.01	0.00	0.00	0.00	0.00	0.00	0.00	0.00	0.00	0.01
42	NADENDLA SUDHAKAR	500	0.01	0.00	0.00	0.00	0.00	0.00	0.00	0.00	0.00	0.01
43	VENKATESHWAR RAO YARLAGADDA	200	0.00	0.00	0.00	0.00	0.00	0.00	0.00	0.00	0.00	0
44	ANKAMMA CHOUDARY THOTAKURA	184	0.00	0.00	0.00	0.00	0.00	0.00	0.00	0.00	0.00	0
45	SRINIVASA RAO BALINENI	182	0.00	0.00	0.00	0.00	0.00	0.00	0.00	0.00	0.00	0
46	VENKATESWARARAO UPPALAPATI	100	0.00	0.00	0.00	0.00	0.00	0.00	0.00	0.00	0.00	0
47	NARASIMHA CHARY CHAKRAVARTHY	100	0.00	0.00	0.00	0.00	0.00	0.00	0.00	0.00	0.00	0
	TOTAL	1607422	37.38	0	0.00	0.00	0.00	0.00	0.00	0.00	0	37.38

(*) The term "encumbrance" has the same meaning as assigned to it in regulation 28(3) of the SAST Regulations, 2011



(D)(c)(i) Statement showing holding of securities (including shares, warrants, convertible securities) of persons belonging to the category "Public" and holding more than 1% of the total number of shares

Sr. No.	Name of the shareholder	Number of shares held	Shares as a percentage of total number of shares {i.e., Grand Total (A)+(B)+(C) indicated in Statement at para (1)(a) above}	Details of warrants		Details of convertible securities		Total shares (including underlying shares assuming full conversion of warrants and convertible securities) as a % of diluted share capital
				Number of warrants held	As a % total number of warrants of the same class	Number of convertible securities held	% w.r.f total number of convertible securities of the same class	
1	ANDHRA PRADESH INDUSTRIAL DEVELOPMENT CORPORATION LIMITED	199000	4.63	0	0	0	0	4.63
2	RAJESH CHOWDARY KONGARA	123911	2.88	0	0	0	0	2.88
3	DHEERAJ KUMAR LOHIA	121775	2.83	0	0	0	0	2.83
4	SYAM PRASAD BABU KUNAM	120000	2.79	0	0	0	0	2.79
5	MONEYWISE FINANCIAL SERVICES PVT LTD	102123	2.37	0	0	0	0	2.37
6	RAJ KUMAR LOHIA	80706	1.88	0	0	0	0	1.88
7	VENKATESWARLU CHUNDURU	51000	1.19	0	0	0	0	1.19
TOTAL		798515	18.57	0	0	0	0	18.57




(D)(c)(ii) Statement showing holding of securities (including shares, warrants, convertible securities) of persons (together with PAC) belonging to the category "Public" and holding more than 5% of the total number of shares of the company

Sr. No.	Name(s) of the shareholder(s) and the Persons Acting in Concert (PAC) with them	Number of shares	Shares as a percentage of total number of shares {i.e., Grand Total (A)+(B)+(C) indicated in Statement at para (D)(a) above}	Details of warrants		Details of convertible securities		Total shares (including underlying shares assuming full conversion of warrants and convertible securities) as a % of diluted share capital
				Number of warrants	As a % total number of warrants of the same class	Number of convertible securities held	% w.r.t total number of convertible securities of the same class	
	Nil							



(II)(a) Statement showing details of Depository Receipts (DRs)

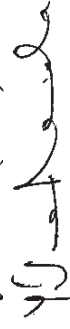
Sr. No.	Type of outstanding DR (ADRs, GDRs, SDRs, etc.)	Number of outstanding DRs	Number of shares underlying outstanding DRs	Shares underlying outstanding DRs as a percentage of total number of shares {i.e., Grand Total (A)+(B)+(C) indicated in Statement at para (D)(a) above}
	NIL			



(II)(b) Statement showing holding of Depository Receipts (DRs), where underlying shares held by "promoter/promoter group" are in excess of 1% of the total number of shares

Sr. No.	Name of the DR Holder	Type of outstanding DR (ADRs, GDRs, SDRs, etc.)	Number of shares underlying outstanding DRs	Shares underlying outstanding DRs as a percentage of total number of shares {i.e., Grand Total (A)+(B)+(C) indicated in Statement at para (I)(a) above}
	NIL			

For Phyto Chem (India) Limited



(Y. Janakiramaiah)
Compliance Officer

