

Introductory sub-table (I)(a)

NAME OF THE COMPANY : PENTAMEDIA GRAPHICS LTD  
 SCRIP CODE : 500329 , NAME OF THE SCRIP : PENTAMED.G , CLASS OF SECURITY : EQUITY  
 QUARTER ENDED :  
 SHAREHOLDING PATTERN AS ON : 30-Sep-2014

STATEMENT SHOWING SHAREHOLDING PATTERN  
 TABLE (I)(a)

CATEGORY CODE	CATEGORY OF SHARE HOLDER	NO.OF HOLDERS	TOTAL NO.OF SHARES	SHARES IN DEMAT	TOTAL SHAREHOLDING AS A PERCENTAGE OF TOTAL NUMBER OF SHARES		SHARES PLEDGED OR OTHERWISE ENCUMBERED	
					AS A % OF (A+B) (VI)	AS A % OF (A+B+C) (VII)	Number of shares (VIII)	As a percentage (IX)= (VIII)/(IV)*100
(I)	(II)	(III)	(IV)	(V)				
2.	NON-INSTITUTIONS							
a.	BODIES CORPORATE	2321	31010772	30993694	7.4720	7.4720	NA	NA
b.	INDIVIDUALS -							
	I INDIVIDUAL SHAREHOLDERS HOLDING NOMINAL SHARE CAPITAL UPTO RS. 1 LAKH	178165	186073916	185517090	44.8342	44.8342	NA	NA
	II INDIVIDUAL SHAREHOLDERS HOLDING NOMINAL SHARE CAPITAL IN EXCESS OF RS. 1 LAKH	138	58526532	58526532	14.1018	14.1018	NA	NA
c.	QUALIFIED FOREIGN INVESTOR	0	0	0	0.0000	0.0000	NA	NA
d.	ANY OTHER							
	CLEARING MEMBERS	50	208195	208195	0.0501	0.0501	NA	NA
	FOREIGN NATIONALS	1	4	4	0.0000	0.0000	NA	NA
	HINDU UNDIVIDED FAMILIES	3227	14559039	14557509	3.5079	3.5079	NA	NA
	NON RESIDENT INDIANS	1711	3098961	2926326	0.7466	0.7466	NA	NA
	OVERSEAS CORPORATE BODIES	3	1236	1236	0.0002	0.0002	NA	NA
	TRUSTS	9	42240	42240	0.0101	0.0101	NA	NA
		5001	17909675	17735510	4.3153	4.3153	NA	NA
SUB - TOTAL (B)(2)		185625	293520895	292772826	70.7234	70.7234	NA	NA
TOTAL PUBLIC SHAREHOLDING (B) = (B)(1)+(B)(2)		185667	354786277	354016795	85.4852	85.4852	NA	NA
TOTAL (A)+(B)		185671	415026168	414256686	100.0000	100.0000	48000	0.0115



NAME OF THE COMPANY : PENTAMEDIA GRAPHICS LTD  
 SCRIP CODE : 500329  
 QUARTER ENDED : , NAME OF THE SCRIP :  
 SHAREHOLDING PATTERN AS ON : 30-Sep-2014

, CLASS OF SECURITY : EQUITY

Partly paid-up shares:-	No. of partly paid-up shares	As a % of total no. of partly paid-up shares	As a % of total no. of shares of the company
Held by promoter/promoter group			
Held by public			
Total - D			
Outstanding convertible securities:-	No. of outstanding securities	As a % of total no. of outstanding convertible securities	As a % of total no. of shares of the company, assuming full conversion of the convertible securities
Held by promoter/promoter group			
Held by public			
Total - E			
Warrants:-	No. of warrants	As a % of total no. of warrants	As a % of total no. of shares of the company, assuming full conversion of warrants
Held by promoter/promoter group			
Held by public			
Total - F			
Total paid-up capital of the company, assuming full Conversion of warrants and convertible securities	415026168		



NAME OF THE COMPANY : PENTAMEDIA GRAPHICS LTD , NAME OF THE SCRIP : PENTAMED.G , CLASS OF SECURITY : EQUITY  
 SCRIP CODE : 500329  
 QUARTER ENDED :  
 SHAREHOLDING PATTERN AS ON : 30-Sep-2014

STATEMENT SHOWING SHAREHOLDING PATTERN  
TABLE (I)(a)

CATEGORY CODE	CATEGORY OF SHARE HOLDER	NO. OF HOLDERS	TOTAL NO. OF SHARES	SHARES IN DEMAT	TOTAL SHAREHOLDING AS A PERCENTAGE OF TOTAL NUMBER OF SHARES		SHARES PLEDGED OR OTHERWISE ENCUMBERED	
					AS A % OF (A+B) (VI)	AS A % OF (A+B+C) (VII)	Number of shares (VIII)	As a percentage (IX) = (VIII)/(IV)*100
(I)	(II)	(III)	(IV)	(V)				
<b>A. SHAREHOLDING OF PROMOTER AND PROMOTER GROUP</b>								
<b>1. INDIAN</b>								
a.	INDIVIDUALS/HINDU UNDIVIDED FAMILY	0	0	0	0.0000	0.0000	0	0.0000
b.	CENTRAL GOVERNMENT/ STATE GOVERNMENT(S)	0	0	0	0.0000	0.0000	0	0.0000
c.	BODIES CORPORATE	4	60239891	60239891	14.5147	14.5147	48000	0.0796
d.	FINANCIAL INSTITUTIONS/ BANKS	0	0	0	0.0000	0.0000	0	0.0000
e.	ANY OTHER							
SUB - TOTAL (A)(1)		4	60239891	60239891	14.5147	14.5147	48000	0.0796
<b>2. FOREIGN</b>								
a.	INDIVIDUALS (NON-RESIDENT INDIVIDUALS/ FOREIGN INDIVIDUALS)	0	0	0	0.0000	0.0000	0	0.0000
b.	BODIES CORPORATE	0	0	0	0.0000	0.0000	0	0.0000
c.	INSTITUTIONS	0	0	0	0.0000	0.0000	0	0.0000
d.	QUALIFIED FOREIGN INVESTOR	0	0	0	0.0000	0.0000	0	0.0000
e.	ANY OTHER							
SUB - TOTAL (A)(2)		0	0	0	0.0000	0.0000	0	0.0000
TOTAL SHARE HOLDING OF PROMOTER AND PROMOTER GROUP (A) = (A)(1)+(A)(2)		4	60239891	60239891	14.5147	14.5147	48000	0.0796



NAME OF THE COMPANY : PENTAMEDIA GRAPHICS LTD , CLASS OF SECURITY : EQUITY  
 SCRIP CODE : 500329 , NAME OF THE SCRIP : PENTAMED.G  
 QUARTER ENDED :  
 SHAREHOLDING PATTERN AS ON : 30-Sep-2014

STATEMENT SHOWING SHAREHOLDING PATTERN  
 TABLE (I)(a)

CATEGORY CODE	CATEGORY OF SHARE HOLDER	NO.OF HOLDERS	TOTAL NO.OF SHARES	SHARES IN DEMAT	TOTAL SHAREHOLDING AS A PERCENTAGE OF TOTAL NUMBER OF SHARES		SHARES PLEDGED OR OTHERWISE ENCUMBERED	
					AS A % OF (A+B) (VI)	AS A % OF (A+B+C) (VII)	Number of shares (VIII)	As a percentage (IX)= (VIII)/(IV)*100
(I)	(II)	(III)	(IV)	(V)	(VI)	(VII)	(VIII)	(IX)
<b>B. PUBLIC SHAREHOLDING</b>								
<b>1. INSTITUTIONS</b>								
a.	MUTUAL FUNDS/UTI	3	550	450	0.0001	0.0001	NA	NA
b.	FINANCIAL INSTITUTIONS/ BANKS	36	61065426	61065206	14.7136	14.7136	NA	NA
c.	CENTRAL GOVERNMENT/ STATE GOVERNMENT(S)	0	0	0	0.0000	0.0000	NA	NA
d.	VENTURE CAPITAL FUNDS	0	0	0	0.0000	0.0000	NA	NA
e.	INSURANCE COMPANIES	0	0	0	0.0000	0.0000	NA	NA
f.	FOREIGN INSTITUTIONAL INVESTORS	3	199406	178313	0.0480	0.0480	NA	NA
g.	FOREIGN VENTURE CAPITAL INVESTORS	0	0	0	0.0000	0.0000	NA	NA
h.	QUALIFIED FOREIGN INVESTOR	0	0	0	0.0000	0.0000	NA	NA
i.	ANY OTHER							
<b>SUB - TOTAL (B)(1)</b>		<b>42</b>	<b>61265382</b>	<b>61243969</b>	<b>14.7618</b>	<b>14.7618</b>	<b>NA</b>	<b>NA</b>




CATEGORY CODE	CATEGORY OF SHARE HOLDER	NO. OF HOLDERS	TOTAL NO. OF SHARES	SHARES IN DEMAT	TOTAL SHAREHOLDING AS A PERCENTAGE OF TOTAL NUMBER OF SHARES	SHARES PLEDGED OR OTHERWISE ENCUMBERED		
(I)	(II)	(III)	(IV)	(V)	AS A % OF (A+B) (VI)	AS A % OF (A+B+C) (VII)	Number of shares (VIII)	As a percentage (IX) = (VIII)/(IV)*100
C. SHARES HELD BY CUSTODIANS AND AGAINST WHICH DEPOSITORY RECEIPTS HAVE BEEN ISSUED								
	Promoter and Promoter Group	0	0	0	0.0000	0.0000	NA	NA
	Public	0	0	0	0.0000	0.0000	NA	NA
	TOTAL CUSTODIAN (C)	0	0	0	0.0000	0.0000	NA	NA
	GRAND TOTAL (A)+(B)+(C)	185671	415026168	414256686		100.0000	48000	0.0115



Pentamedia Graphics Ltd  
 (I) (B) Statement showing holding of securities (including shares, warrants, convertible securities) of persons belonging to the category "Promoter and Promoter Group" - 30-Sep-2014

Sr. No	Name of the shareholder	Details of Shares held				Encumbered shares (K)			Details of warrants			Details of convertible securities			Total shares (including underlying shares assuming full conversion of warrants and convertible securities) as a % of diluted share capital (XII)
		No. of Shares held	As a % of grand total (A)+(B)+(C)	No. of Shares held	As a percentage (VI) = (V) / (III) * 100	As a % of grand total (A)+(B)+(C) of sub-clause (I)(a)	Number of warrants held	As a % total number of warrants of the same class	Number of convertible securities held	As a % total number of convertible securities of the same class	Number of warrants held	As a % total number of convertible securities of the same class	Number of convertible securities held	As a % total number of convertible securities of the same class	
(I)	(II)	(III)	(IV)	(V)	(VI)	(VII)	(VIII)	(IX)	(X)	(XI)	(XII)	(XIII)	(XIV)		
1	WESA HOLDINGS PVT LTD	48000	0.0115	48000	100.0000	0.0115	0	0.0000	0	0.0000	0	0.0000	0.0115		
2	WESA HOLDINGS PVT. LTD.	4175385	10.0616	0	0.0000	0.0000	0	0.0000	0	0.0000	0	0.0000	10.0616		
3	PENTAFOUR SOFTWARE EMPLOYEES WELFARE FOUNDATION	18421506	4.4386	0	0.0000	0.0000	0	0.0000	0	0.0000	0	0.0000	4.4386		
4	PENTAFOUR SOFTWARE EMPLOYEES WELFARE FOUNDATION	12000	0.0028	0	0.0000	0.0000	0	0.0000	0	0.0000	0	0.0000	0.0028		
TOTAL		60239891	14.5147	48000	0.0796	0.0115	0	0.0000	0	0.0000	0	0.0000	14.5147		




PENTAMEDIA SERVICES LTD  
 (I)(c)(1) Statement showing holding of securities (including shares, warrants, convertible securities) of persons belonging to the category "Public" and holding more than 1% of the total number of shares - 30-Sep-2014

Sr.No	Name of the shareholder	No. of Shares held	Shares as a percentage of total number of shares (i.e., Grand Total (A)+(B)+(C) indicated in Statement at para(I)(a) above)	Details of warrants		Details of convertible securities		Total shares (including underlying shares assuming full conversion of warrants and convertible securities) as a % of diluted share capital
				Number of warrants held	As a % total number of warrants of the same class	Number of convertible securities held	% w.r.t total number of convertible securities of the same class	
1	GAYAGUIND MONINATH PANDEY	4786400	1.1532	0	0.0000	0	0.0000	1.1532
2	MAYAJAL ENTERTAINMENT LTD.	6677796	1.6090	0	0.0000	0	0.0000	1.6090
3	KOTAK MAHINDRA BANK LTD	60000000	14.4569	0	0.0000	0	0.0000	14.4569
	TOTAL	71464196	17.2192	0	0.0000	0	0.0000	17.2192



Statement showing the holding of securities (including shares, warrants, convertible securities) of persons (together with PAC) belonging to the category "Public" and holding more than 5% of the total number of shares of the company - 30-Sep-2014

Sr.No	Name(s) of the shareholder(s) and the Persons Acting in Concert (PAC) with them	No. of Shares held	Shares as a percentage of total number of shares (i.e., Grand Total (A)+(B)+(C) indicated in Statement at para(1)(a) above)	Details of warrants		Details of convertible securities		Total shares (including underlying shares assuming full conversion of warrants and convertible securities) as a % of diluted share capital
				Number of warrants held	As a % total of warrants of the same class	Number of convertible securities held	% w.r.t total number of convertible securities of the same class	
1	KOTAK MAHINDRA BANK LTD	60000000	14.4569	0	0.0000	0	0.0000	14.4569
	TOTAL	60000000	14.4569	0	0.0000	0	0.0000	14.4569






(1)(d) STATEMENT SHOWING DETAILS OF LOCKED-IN SHARES -30-Sep-2014

SL.NO/NAME OF THE SHARE HOLDER	NUMBER OF LOCKED IN SHARES	LOCKED-IN SHARES AS A % OF TOTAL NUMBER OF SHARES (i.e., GRAND TOTAL (A)+(B)+(C) INDICATED IN STATEMENT AT PARA (1)(a) ABOVE)	Promoter / Promoter Group / Public
NIL			



PENTAMEDIA SERVICES LTD  
 (II)(a) STATEMENT SHOWING DETAILS OF DEPOSITORY RECEIPTS (DRs) - 30-Sep-2014

SL. NO	TYPE OF OUTSTANDING DR (ADRS, GDRS, SDRS, etc.)	NUMBER OF OUTSTANDING DRs	NUMBER OF SHARES UNDERLYING OUTSTANDING DRs	SHARES UNDERLYING OUTSTANDING DRs AS A % OF TOTAL NUMBER OF SHARES (1.e., GRAND TOTAL (A)+(B)+(C) INDICATED IN STATEMENT AT PARA (I)(a) (ABOVE)
NIL				



**PENTAMEDIA GRAPHICS LTD**  
**(11)(b) STATEMENT SHOWING HOLDING OF DEPOSITORY RECEIPTS (DRs), WHERE UNDERLYING SHARES HELD BY**  
**PROMOTER/PROMOTER GROUP ARE IN EXCESS OF 1% OF THE TOTAL NUMBER OF SHARES - 30-Sep-2014**

SL.NO	NAME OF THE DR HOLDER	TYPE OF OUTSTANDING DR (ADRS, GDRs, SDRs, etc.)	NUMBER OF SHARES UNDERLYING OUTSTANDING DRs	SHARES UNDERLYING OUTSTANDING DRs AS A % OF TOTAL NUMBER OF SHARES (I.e., GRAND TOTAL (A)+(B)+(C) INDICATED IN STATEMENT AT PARA (1)(a) ABOVE)
NIL				



**ENTREMEDIA GRAPHICS LTD**  
**(III)(a) STATEMENT SHOWING THE VOTING PATTERN OF SHAREHOLDERS, IF MORE THAN ONE CLASS OF SHARES / SECURITIES**  
**IS ISSUED BY THE ISSUER.**

CATEGORY OF SHARE HOLDER	NUMBER OF VOTING RIGHTS HELD IN EACH CLASS OF SECURITIES			TOTAL VOTING RIGHTS (III+IV+V)	TOTAL VOTING RIGHTS I.e. (VI)	AS A % OF (A+B) (VII)	AS A % OF (A+B+C) (VIII)
	CLASS X (III)	CLASS Y (IV)	CLASS Z (V)				
(A) PROMOTER AND PROMOTER GROUP							
(1) INDIAN							
(a) INDIVIDUALS/HINDU UNDIVIDED FAMILY							
(b) CENTRAL GOVERNMENT / STATE GOVERNMENT(S)							
(c) BODIES CORPORATE							
(d) FINANCIAL INSTITUTIONS / BANKS							
(e) ANY OTHER (SPECIFY)							
SUB-TOTAL (A)(1)							
(2) FOREIGN							
(a) INDIVIDUALS (NON-RESIDENT INDIVIDUALS / FOREIGN INDIVIDUALS)							
(b) BODIES CORPORATE							
(c) INSTITUTIONS							
(d) ANY OTHER							
SUB-TOTAL (A)(2)							
TOTAL SHAREHOLDING OF PROMOTER AND PROMOTER GROUP (A)=(A)(1)+(A)(2)							

IN GRAD

IN GRAD

