

PENTAMEDIA GRAPHICS LTD
 (iii)(a) STATEMENT SHOWING THE VOTING PATTERN OF SHAREHOLDERS, IF MORE THAN ONE CLASS OF SHARES / SECURITIES
 IS ISSUED BY THE ISSUER.

(I)	(II)	(III)	(IV)	(V)	(VI)	(VII)	(VIII)
(B) PUBLIC SHAREHOLDING							
(1) INSTITUTIONS							
(a) MUTUAL FUNDS / UTI							
(b) FINANCIAL INSTITUTIONS / BANKS							
(c) CENTRAL GOVERNMENT / STATE GOVERNMENT(S)							
(d) VENTURE CAPITAL FUNDS							
(e) INSURANCE COMPANIES							
(f) FOREIGN INSTITUTIONAL INVESTORS							
(g) FOREIGN VENTURE CAPITAL INVESTORS							
(h) ANY OTHER (SPECIFY)							
SUB-TOTAL(B)(1)							

(2) NON-INSTITUTIONS

(a) BODIES CORPORATE

(b) INDIVIDUALS -

I. INDIVIDUAL SHAREHOLDERS HOLDING
NOMINAL SHARECAPITAL UP TO
RS. 1 LAKH
II. INDIVIDUAL SHAREHOLDERS HOLDING
NOMINAL SHARECAPITAL IN EXCESS
OF RS. 1 LAKH

(c) ANY OTHER (SPECIFY)

SUB-TOTAL (B)(2)

TOTAL PUBLIC SHAREHOLDING

(B)=(B)(1)+(B)(2)

TOTAL (A)+(B)

(C) SHARES HELD BY CUSTODIANS AND
AGAINST WHICH DEPOSITORY RECEIPTS
HAVE BEEN ISSUED

GRAND TOTAL (A)+(B)+(C)



PENTAMEDIA GRAPHICS LTD
 (III)(a) STATEMENT SHOWING THE VOTING PATTERN OF SHAREHOLDERS, IF MORE THAN ONE CLASS OF SHARES / SECURITIES
 IS ISSUED BY THE ISSUER.

CATEGORY OF SHARE HOLDER	NUMBER OF VOTING RIGHTS HELD IN EACH CLASS OF SECURITIES			TOTAL VOTING RIGHTS (III+IV+V)	TOTAL VOTING RIGHTS i.e. (VI)	AS A % OF (A+B) (VII)	AS A % OF (A+B+C) (VIII)
	CLASS X (III)	CLASS Y (IV)	CLASS Z (V)				
(A) PROMOTER AND PROMOTER GROUP							
(1) INDIAN							
(a) INDIVIDUALS/HINDU UNDIVIDED FAMILY							
(b) CENTRAL GOVERNMENT / STATE GOVERNMENT(S)							
(c) BODIES CORPORATE							
(d) FINANCIAL INSTITUTIONS / BANKS							
(e) ANY OTHER (SPECIFY)							
SUB-TOTAL (A) (1)							
(2) FOREIGN							
(a) INDIVIDUALS (NON-RESIDENT INDIVIDUALS / FOREIGN INDIVIDUALS)							
(b) BODIES CORPORATE							
(c) INSTITUTIONS							
(d) ANY OTHER							
SUB-TOTAL (A) (2)							
TOTAL SHAREHOLDING OF PROMOTER AND PROMOTER GROUP (A)=(A)(1)+(A)(2)							

✓



NAME OF THE COMPANY : PENTAMEDIA GRAPHICS LTD
 SCRIP CODE : 500329
 QUARTER ENDED :
 SHAREHOLDING PATTERN AS ON : 31-Mar-2015

CLASS OF SECURITY : EQUITY

CLAUSE 35
 Introductory sub-table (I)(a)

Partly paid-up shares:-

	No. of partly paid-up shares	As a % of total no. of partly paid-up shares	As a % of total no. of shares of the company
Held by promoter/promoter group			
Held by public			
Total - D			

Outstanding convertible securities:-

	No. of outstanding securities	As a % of total no. of outstanding convertible securities	As a % of total no. of shares of the company, assuming full conversion of the convertible securities
Held by promoter/promoter group			
Held by public			
Total - E			

Warrants:-

	No. of warrants	As a % of total no. of warrants	As a % of total no. of shares of the company, assuming full conversion of warrants
Held by promoter/promoter group			
Held by public			
Total - F			

Total paid-up capital of the company, assuming full conversion of warrants and convertible securities

	415026168		
Total - F			

PENTAMEDIA GRAPHICS LTD

CAMEC

CLAUSE 35
Introductory sub-table (I)(a)

NAME OF THE COMPANY : PENTAMEDIA GRAPHICS LTD , NAME OF THE SCRIP : PENTAMED.G , CLASS OF SECURITY : EQUITY
 SCRIP CODE : 500329
 QUARTER ENDED :
 SHAREHOLDING PATTERN AS ON : 31-Mar-2015

STATEMENT SHOWING SHAREHOLDING PATTERN
TABLE (I)(a)

CATEGORY OF SHARE HOLDER CODE	NO. OF HOLDERS	TOTAL NO. OF SHARES	SHARES IN DEMAT	TOTAL SHAREHOLDING AS A PERCENTAGE OF TOTAL NUMBER OF SHARES		Number of Shares (VIII)	As a Percentage (IX) = (VII)/(IV)*100
				AS A % OF (A+B) (VI)	AS A % OF (A+B+C) (VII)		

A. SHAREHOLDING OF PROMOTER AND PROMOTER GROUP

1. INDIAN	0	0	0	0.0000	0.0000	0	0.0000
a. INDIVIDUALS/HINDU UNDIVIDED FAMILY	0	0	0	0.0000	0.0000	0	0.0000
b. CENTRAL GOVERNMENT/ STATE GOVERNMENT(S)	0	0	0	0.0000	0.0000	0	0.0000
c. BODIES CORPORATE	4	60239891	60239891	14.5147	14.5147	48000	0.0796
d. FINANCIAL INSTITUTIONS/ BANKS	0	0	0	0.0000	0.0000	0	0.0000
e. ANY OTHER	0	0	0	0.0000	0.0000	0	0.0000
SUB - TOTAL (A)(1)	4	60239891	60239891	14.5147	14.5147	48000	0.0796
2. FOREIGN							
a. INDIVIDUALS (NON-RESIDENT INDIVIDUALS/ FOREIGN INDIVIDUALS)	0	0	0	0.0000	0.0000	0	0.0000
b. BODIES CORPORATE	0	0	0	0.0000	0.0000	0	0.0000
c. INSTITUTIONS	0	0	0	0.0000	0.0000	0	0.0000
d. QUALIFIED FOREIGN INVESTOR	0	0	0	0.0000	0.0000	0	0.0000
e. ANY OTHER	0	0	0	0.0000	0.0000	0	0.0000
SUB - TOTAL (A)(2)	0	0	0	0.0000	0.0000	0	0.0000
TOTAL SHARE HOLDING OF PROMOTER AND PROMOTER GROUP (A) = (A)(1)+(A)(2)	4	60239891	60239891	14.5147	14.5147	48000	0.0796



CLAUSE 35
Introductory sub-table (I)(a)

NAME OF THE COMPANY : PENTAMEDIA GRAPHICS LTD
 SCRIP CODE : 500329
 QUARTER ENDED :
 SHAREHOLDING PATTERN AS ON : 31-Mar-2015
 CLASS OF SECURITY : EQUITY

STATEMENT SHOWING SHAREHOLDING PATTERN
 TABLE (I)(a)

GATE CATEGORY CODE	CATEGORY OF SHARE HOLDER	NO. OF HOLDERS	TOTAL NO. OF SHARES	SHARES IN DEMAT	TOTAL SHAREHOLDING AS A PERCENTAGE OF TOTAL NUMBER OF SHARES		SHARES PLEDGED OR OTHERWISE ENCUMBERED	AS a Percentage (IX) = (VII)/(IV)*100
					AS A % OF (A+B) (VI)	AS A % OF (A+B+C) (VII)		
(I)	(II)	(III)	(IV)	(V)	(VI)	(VII)	(VIII)	(IX)
B.	PUBLIC SHAREHOLDING							
1.	INSTITUTIONS							
a.	MUTUAL FUNDS/UTI	3	550	450	0.0001	0.0001	NA	NA
b.	FINANCIAL INSTITUTIONS/ BANKS	36	61065316	61065096	14.7136	14.7136	NA	NA
c.	CENTRAL GOVERNMENT/ STATE GOVERNMENT(S)	0	0	0	0.0000	0.0000	NA	NA
d.	VENTURE CAPITAL FUNDS	0	0	0	0.0000	0.0000	NA	NA
e.	INSURANCE COMPANIES	0	0	0	0.0000	0.0000	NA	NA
f.	FOREIGN INSTITUTIONAL INVESTORS	2	21093	0	0.0050	0.0050	NA	NA
g.	FOREIGN VENTURE CAPITAL INVESTORS	0	0	0	0.0000	0.0000	NA	NA
h.	QUALIFIED FOREIGN INVESTOR	0	0	0	0.0000	0.0000	NA	NA
i.	ANY OTHER							
SUB - TOTAL (B)(1)		41	61086959	61065546	14.7188	14.7188	NA	NA




CLAUSE 35
Introductory sub-table (I)(a)

NAME OF THE COMPANY : PENTAMEDIA GRAPHICS, LTD
 SCRIIP CODE : 500329
 QUARTER ENDED :
 SHAREHOLDING PATTERN AS ON : 31-Mar-2015
 CLASS OF SECURITY : EQUITY

STATEMENT SHOWING SHAREHOLDING PATTERN
 TABLE (I)(a)

CATEGORY OF SHARE HOLDER CODE	NO. OF HOLDERS	TOTAL NO. OF SHARES	SHARES IN DEMAT	TOTAL SHAREHOLDING AS A PERCENTAGE OF TOTAL NUMBER OF SHARES		Number of Shares (VIII)	As a Percentage (IX) = (VII)/(IV)*100
				AS A % OF (A+B) (VI)	AS A % OF (A+B+C) (VII)		
(I) NON-INSTITUTIONS	(III)	(IV)	(V)				
a. BODIES CORPORATE	2202	28964676	28947598	6.9789	6.9789	NA	NA
b. INDIVIDUALS - i. INDIVIDUAL SHAREHOLDERS ii. HOLDING NOMINAL SHARE CAPITAL UPTO RS. 1 LAKH	175283	184450228	183895067	44.4430	44.4430	NA	NA
ii. INDIVIDUAL SHAREHOLDERS HOLDING NOMINAL SHARE CAPITAL IN EXCESS OF RS. 1 LAKH	148	62274736	62274736	15.0050	15.0050	NA	NA
c. QUALIFIED FOREIGN INVESTOR	0	0	0	0.0000	0.0000	NA	NA
d. ANY OTHER CLEARING MEMBERS FOREIGN NATIIONAL HINDU UNDIVIDED FAMILIES NON RESIDENT INDIANS OVERSEAS CORPORATE BODIES TRUSTS	41 1 1 1687 9	117611 4 14760608 3087979 42240	117611 4 14759069 2916224 42240	0.0283 0.0000 3.5545 0.7440 0.0002 0.0101	0.0283 0.0000 3.5545 0.7440 0.0002 0.0101	NA NA NA NA NA NA	NA NA NA NA NA NA
SUB - TOTAL (B)(2)	4932	18009678	17836384	4.3394	4.3394	NA	NA
TOTAL PUBLIC SHAREHOLDING (B) = (B)(1)+(B)(2)	182565	293699318	292953785	70.7664	70.7664	NA	NA
TOTAL (A)+(B)	182606	354786277	354019331	85.4852	85.4852	NA	NA
	182610	415026168	414259222	100.0000	100.0000	48000	0.0115




CATE GORY CODE	CATEGORY OF SHARE HOLDER	NO. OF HOLDERS	TOTAL NO. OF SHARES	SHARES IN DEMAT	TOTAL SHAREHOLDING AS A PERCENTAGE OF TOTAL NUMBER OF SHARES	AS A % OF (A+B) (VI)	AS A % OF (A+B+C) (VII)	Number of shares (VIII)	SHARES PLEDGED OR OTHERWISE ENCUMBERED	As a Percentage (IX)= (VIII)/(IV)*100
(I)	(II)	(III)	(IV)	(V)	(VI)	(VII)	(VIII)	(IX)		
C. SHARES HELD BY CUSTODIANS AND AGAINST WHICH DEPOSITORY RECEIPTS HAVE BEEN ISSUED										
	Promoter and Promoter Group	0	0	0	0.0000	0.0000	0.0000	NA	NA	NA
	Public	0	0	0	0.0000	0.0000	0.0000	NA	NA	NA
	TOTAL CUSTODIAN (C)	0	0	0	0.0000	0.0000	0.0000	NA	NA	NA
	GRAND TOTAL (A)+(B)+(C)	182610	415026168	414259222	100.0000	100.0000	48000	0.0115		



PENTAMEDIA GRAPHICS LTD

(I)(b) Statement showing holding of securities (including shares, warrants, convertible securities) of persons belonging to the category "Promoter and Promoter Group" - 31-Mar-2015


Sr.No	Name of the shareholder	Details of Shares held			Encumbered shares (%)			Details of warrants		Details of convertible securities			Total shares (including underlying shares assuming full conversion of warrants and securities) as a % of diluted share capital (XII)
		No. of Shares held	As a % of grand total (A)+(B)+(C)	No. of Shares held	As a percentage (VI) = (V)/(III)*100	As a % of grand total (A)+(B)+(C) of sub-clause (I)(a)	Number of warrants held	As a % of total number of warrants of the same class	Number of convertible securities held	As a % of total number of convertible securities of the same class			
1	WESA HOLDINGS PVT LTD	48000	0.0115	48000	100.0000	0.0115	01	0.0000	01	0.0000	01	0.0000	0.0115
2	WESA HOLDINGS PVT. LTD.	41758385	10.0616	0	0.0000	0.0000	01	0.0000	01	0.0000	01	0.0000	10.0616
3	PENTAFLOUR SOFTWARE EMPLOYEES WELFARE FOUNDATION	18421506	4.4386	0	0.0000	0.0000	01	0.0000	01	0.0000	01	0.0000	4.4386
4	PENTAFLOUR SOFTWARE EMPLOYEES WELFARE FOUNDATION	12000	0.0028	0	0.0000	0.0000	01	0.0000	01	0.0000	01	0.0000	0.0028
TOTAL		60239891	14.5147	48000	0.0796	0.0115	01	0.0000	01	0.0000	01	0.0000	14.5147



PENTAMEDIA GRAPHICS LTD

(1)(c)(1) Statement showing holding of securities (including shares, warrants, convertible securities) of persons belonging to the category "Public" and holding more than 1% of the total number of shares - 31-Mar-2015

Sr.No	Name of the shareholder	No. of Shares held	Shares as a percentage of total number of shares	Details of warrants		Details of convertible securities		Total shares (including underlying shares assuming full conversion of warrants and convertible securities) as a % of diluted share capital
				Number of warrants held	As a % of total number of warrants of the same class	Number of convertible securities held	% w.r.t total number of convertible securities of the same class	
1	EAAYAGUIND PONNINGATH PANDEY	4786400	1.1532	0	0.0000	0	0.0000	1.1532
2	MAVAJAJAL ENTERTAINMENT LTD.	6677796	1.6090	0	0.0000	0	0.0000	1.6090
3	KOTAK MAHINDRA BANK LTD	60000000	14.4569	0	0.0000	0	0.0000	14.4569
	TOTAL	71464196	17.2192	0	0.0000	0	0.0000	17.2192



PENTAMEDIA GRAPHICS LTD
 (1)(d) STATEMENT SHOWING DETAILS OF LOCKED-IN SHARES -31-Mar-2015

SL.NO NAME OF THE SHARE HOLDER	NUMBER OF LOCKED-IN SHARES AS A % OF TOTAL NUMBER OF SHARES (i.e., GRAND TOTAL (A)+(B)+(C) INDICATED IN STATEMENT AT PARA (1)(a) ABOVE}	Promoter / Promoter Group / Public
NIL		




PENTAMEDIA GRAPHICS LTD
 (11)(a) STATEMENT SHOWING DETAILS OF DEPOSITORY RECEIPTS (DRs) - 31-Mar-2015

SL.NO	TYPE OF OUTSTANDING DR (DRs, GDRs, SDRs, etc.)	NUMBER OF OUTSTANDING DRs	NUMBER OF SHARES UNDERLYING OUTSTANDING DRs	SHARES UNDERLYING OUTSTANDING DRs AS A % OF TOTAL NUMBER OF SHARES (i.e., GRAND TOTAL (A)+(B)+(C) INDICATED IN STATEMENT AT PARA (I)(a) ABOVE)
	NIL			



PENTAMEDIA GRAPHICS LTD
 (11)(b) STATEMENT SHOWING HOLDING OF DEPOSITORY RECEIPTS (DRs), WHERE UNDERLYING SHARES HELD BY
 PROMOTER/PROMOTER GROUP ARE IN EXCESS OF 1% OF THE TOTAL NUMBER OF SHARES - 31-Mar-2015

SL.NO	NAME OF THE DR HOLDER	TYPE OF OUTSTANDING DR (ADRS, GDRs, SDRs, etc.)	NUMBER OF SHARES UNDERLYING OUTSTANDING DRs	SHARES UNDERLYING OUTSTANDING DRs AS A % OF TOTAL NUMBER OF SHARES (i.e., GRAND TOTAL (A)+(B)+(C) INDICATED IN STATEMENT AT PARA (1)(a) ABOVE)
	NIL			



PENTAMEDIA GRAPHICS LTD

(i)(c)(ii) Statement showing holding of securities (including shares, warrants, convertible securities) of persons (together with PAC) belonging to the category "Public" and holding more than 5% of the total number of shares of the company - 31-Mar-2015

Sr.No	Name(s) of the shareholder(s) and the Persons Acting in Concert (PAC) with them	No. of Shares held	Shares as a percentage of total number of shares (A)+(B)+(C) Indicated in Statement at Para(I)(a) above)	Details of warrants		Details of convertible securities		Total shares (including underlying shares assuming full conversion of warrants and convertible securities) as a % of diluted share capital
				Number of warrants held	As a % total number of warrants of the same class	Number of convertible securities held	% w.r.t total number of convertible securities	
1	KOTAK MAHINDRA BANK LTD	60000000	14.4569	01	0.0000	01	0.0000	14.4569
	TOTAL	60000000	14.4569	01	0.0000	01	0.0000	14.4569

