



Introductory sub-table (I)(a)			
Name of the Company: PATEL ENGINEERING LIMITED			
Scrip Code-531120, Name of the scrip- PATELENG, class of security- EQUITY			
Quarter ended: 30/06/2014			
Partly paid-up shares:-	No. of partly paid-up shares	As a % of total no. of partly paid-up shares	As a % of total no. of shares of the company
Held by promoter/promoter group	NA	NA	NA
Held by public	NA	NA	NA
<b>Total - D</b>	NA	NA	NA
Outstanding convertible securities:-	No. of outstanding securities	As a % of total no. of outstanding convertible securities	As a % of total no. of shares of the company, assuming full conversion of the convertible securities
Held by promoter/promoter group	0	0	0
Held by public	0	0	0
<b>Total - E</b>	0	0	0
Warrants:-	No. of warrants	As a % of total no. of warrants	As a % of total no. of shares of the company, assuming full conversion of warrants
Held by promoter/promoter group	NA	NA	NA
Held by public	NA	NA	NA
<b>Total - F</b>	NA	NA	NA
<b>Total paid-up capital of the company, assuming full conversion of warrants and convertible securities</b>	76,806,282		




Statement Showing Shareholding Pattern								
Category code	Category of Shareholder	Number of Shareholders	Total number of shares	Number of shares held in dematerialized form	Total shareholding as a percentage of total number of shares		Shares Pledged or otherwise encumbered	
					As a percentage of (A+B) <sup>1</sup>	As a percentage of (A+B+C)	Number of shares	As a percentage = (VII)/(IV)*1
(I)	(II)	(III)	(IV)	(V)	(VI)	(VII)	(VIII)	(IX)
(A)	Shareholding of Promoter and Promoter Group <sup>2</sup>							
1	Indian							
(a)	Individuals/ Hindu Undivided Family	7	3473750	3473750	4.52	4.52	-	-
(b)	Central Government/ State Government(s)	-	-	-	-	-	-	-
(c)	Bodies Corporate	2	35409661	35409661	46.10	46.10	-	-
(d)	Financial Institutions/ Banks	-	-	-	-	-	-	-
(e)	Any Others (Specify)	-	-	-	-	-	-	-
	<b>Sub Total (A)(1)</b>	<b>9</b>	<b>38883431</b>	<b>38883431</b>	<b>50.63</b>	<b>50.63</b>	<b>-</b>	<b>-</b>
2	Foreign							
a	Individuals (Non-Residents Individuals/ Foreign Individuals)	-	-	-	-	-	-	-
b	Bodies Corporate	-	-	-	-	-	-	-
c	Institutions	-	-	-	-	-	-	-
d	Qualified Foreign Investor	-	-	-	-	-	-	-
e	Any Others (Specify)	-	-	-	-	-	-	-
	<b>Sub Total (A)(2)</b>	<b>0</b>	<b>0</b>	<b>0</b>	<b>0</b>	<b>0</b>	<b>-</b>	<b>-</b>
	<b>Total Shareholding of Promoter and Promoter Group (A)= (A)(1)+(A)(2)</b>	<b>9</b>	<b>38883431</b>	<b>38883431</b>	<b>50.63</b>	<b>50.63</b>	<b>-</b>	<b>-</b>
(B)	Public shareholding							
1	Institutions							
(a)	Mutual Funds/ UTI	2	12192	12192	0.02	0.02	-	-
(b)	Financial Institutions/ Banks	9	1261118	1261118	1.64	1.64	-	-
(c)	Central Government/ State Government(s)	-	-	-	-	-	-	-
(d)	Venture Capital Funds	-	-	-	-	-	-	-
(e)	Insurance Companies	1	2266764	2266764	2.95	2.95	-	-
(f)	Foreign Institutional Investors	7	474995	474995	0.62	0.62	-	-
(g)	Foreign Venture Capital Investors	-	-	-	-	-	-	-
(h)	Qualified Foreign Investor	-	-	-	-	-	-	-
(i)	Any Other (specify)	-	-	-	-	-	-	-
	<b>Sub-Total (B)(1)</b>	<b>19</b>	<b>4015069</b>	<b>4015069</b>	<b>5.23</b>	<b>5.23</b>	<b>-</b>	<b>-</b>
2	Non-Institutions							
(a)	Bodies Corporate	787	4885248	4881348	6.36	6.36	-	-
(b)	Individuals	-	-	-	-	-	-	-
i	Individuals -i. Individual shareholders holding nominal share capital up to Rs 1 lakh	57950	14850648	14133858	19.34	19.34	-	-
ii	Individual shareholders holding nominal share capital in excess of Rs. 1 lakh.	15	5252044	4950244	6.84	6.84	-	-
(c)	Qualified Foreign Investor	-	-	-	-	-	-	-
(d)	Any Other (specify)	-	-	-	-	-	-	-
(d-i)	CLEARING MEMBER	312	713843	713843	0.93	0.93	-	-
(d-ii)	MARKET MAKER	-	-	-	-	-	-	-
(d-iii)	OFFICE BEARERS	-	-	-	-	-	-	-
(d-iv)	FOREIGN NATIONALS	-	-	-	-	-	-	-
(d-v)	NON RESIDENT INDIANS (REPAT)	717	536466	514266	0.70	0.70	-	-
(d-vi)	NON RESIDENT INDIANS (NON REPAT)	197	251968	251968	0.33	0.33	-	-
(d-vii)	DIRECTORS / RELATIVES	14	1370958	1370958	1.78	1.78	-	-
(d-viii)	TRUSTS	6	8046607	8046607	7.87	7.87	-	-
	<b>Sub-Total (B)(2)</b>	<b>59998</b>	<b>33907782</b>	<b>32862892</b>	<b>44.15</b>	<b>44.15</b>	<b>1363496</b>	<b>4.02</b>
	<b>Total Public Shareholding (B)= (B)(1)+(B)(2)</b>	<b>60017</b>	<b>37922851</b>	<b>36877961</b>	<b>49.37</b>	<b>49.37</b>	<b>1363496</b>	<b>3.60</b>
	<b>TOTAL (A)+(B)</b>	<b>60026</b>	<b>76806282</b>	<b>75761392</b>	<b>100.0000</b>	<b>100.0000</b>	<b>1363496</b>	<b>1.78</b>
(C)	Shares held by Custodians and against which Depository Receipts have been issued							
1	Promoter and Promoter Group	0	0	0	0	0.0000	-	-
2	Public	0	0	0	0	0.0000	-	-
	<b>Sub-Total (C)</b>	<b>0</b>	<b>0</b>	<b>0</b>	<b>0</b>	<b>0.0000</b>	<b>-</b>	<b>-</b>
	<b>GRAND TOTAL (A)+(B)+(C)</b>	<b>60026</b>	<b>76806282</b>	<b>75761392</b>	<b>100.0000</b>	<b>100.0000</b>	<b>1363496</b>	<b>1.78</b>



(I)(b) Statement showing holding of securities (including shares, warrants, convertible securities) of persons belonging to the category "Promoter and Promoter Group"

Sr. No.	Name of the shareholder	Details of Shares held		Encumbered shares (*)			Details of warrants		Details of convertible securities		Total shares (including underlying shares assuming full conversion of warrants and convertible securities) as a % of diluted share capital
		Number of shares held	As a % of grand total (A) + (B) + (C)	No.	As a percentage	As a % of grand total (A)+(B)+(C) of sub-clause (I)(a)	Number of warrants held	As a % total number of warrants of the same class	Number of convertible securities held	As a % total number of convertible securities of the same class	
(i)	(ii)	(iii)	(iv)	(v)	(vi) = (v)/(iii)*100	(vii)	(viii)	(ix)	(x)	(xi)	(xii)
	<b>PROMOTER</b>										
1	PATEL CORPORATION LLP	18665257	24.30		0.00	0.00	0	0		0	
2	PRAHAM INDIA LLP	16744424	21.80		0.00	0.00	0	0		0	
3	PATEL RUPEN PRAVIN	1352600	1.76		0.00	0.00	0	0		0	
4	PATEL PRAVIN ARJUNBHAI	40800	0.05		0.00	0.00	0	0		0	
5	SONAL PATEL	350500	0.45		0.00	0.00	0	0		0	
	<b>PROMOTER GROUP</b>				0.00	0.00	0	0		0	
6	RIANA BATRA	199950	0.26		0.00	0.00	0	0		0	
7	PATEL CHANDRIKA PRAVIN	149600	0.20		0.00	0.00	0	0		0	
8	ALINA RUPEN PATEL	1290000	1.68		0.00	0.00	0	0		0	
9	RYAN RUPEN PATEL	90000	0.12		0.00	0.00	0	0		0	
	<b>TOTAL</b>	<b>38883431</b>	<b>50.63</b>	<b>0</b>	<b>0.00</b>	<b>0.00</b>	<b>0</b>				<b>0</b>

(\*) The term "encumbrance" has the same meaning as assigned to it in regulation 28(3) of the SAST Regulations, 2011



(I)(c)(i) Statement showing holding of securities (including shares, warrants, convertible securities) of persons belonging to the category "Public" and holding more than 1% of the total number of shares

Sr. No.	Name of the shareholder	Number of shares held	Shares as a percentage of total number of shares (i.e., Grand Total (A)+(B)+(C) Indicated in Statement at para (I)(a) above)	Details of warrants		Details of convertible securities		Total shares (including underlying shares assuming full conversion of warrants and convertible securities) as a % of diluted share capital
				Number of warrants held	As a % total number of warrants of the same class	Number of convertible securities held	% w.r.t total number of convertible securities of the same class	
1	PATEL ENGINEERING EMPLOYEES WELFARE TRUST	6045000	7.87	-	-	-	-	-
2	LIFE INSURANCE CORPORATION OF INDIA	2394881	3.12	-	-	-	-	-
3	DINESH GOVIND PATEL	1363815	1.78	-	-	-	-	-
4	BAJAJ ALLIANZ LIFE INSURANCE COMPANY LTD.	1001000	1.3033	-	-	-	-	-
5	SANJIV K CHAINANI	950000	1.2369	-	-	-	-	-
TOTAL		11754696	15.30	-	-	-	-	-

(I)(c)(ii) Statement showing holding of securities (including shares, warrants, convertible securities) of persons (together with PAC) belonging to the category "Public" and holding more than 5% of the total number of shares of the company

Sr. No.	Name(s) of the shareholder(s) and the Persons Acting in Concert (PAC) with them	Number of shares	Shares as a percentage of total number of shares (i.e., Grand Total (A)+(B)+(C) Indicated in Statement at para (I)(a) above)	Details of warrants		Details of convertible securities		Total shares (including underlying shares assuming full conversion of warrants and convertible securities) as a % of diluted share capital
				Number of warrants	As a % total number of warrants of the same class	Number of convertible securities held	% w.r.t total number of convertible securities of the same class	
1	PATEL ENGINEERING EMPLOYEES WELFARE TRUST	6045000	7.87	-	-	-	-	-

(I)(d) Statement showing details of locked-in shares

Sr. No.	Name of the shareholder	Number of locked-in shares	Locked-In shares as a percentage of total number of shares (i.e., Grand Total (A)+(B)+(C) Indicated in Statement at para (I)(a) above)
	PRAHAM INDIA LLP	197600	0.26
	PRAHAM INDIA LLP	16548824	21.54
	Patel Corporation LLP	18665257	24.30
TOTAL		35409681	46.10

